

[54] **PRINTED CIRCUIT BOARD STANDOFF**

[75] **Inventor: Royce W. Hill, Flippin, Ark.**

[73] **Assignee: Micro Plastics Inc., Flippin, Ark.**

[**] **Term: 14 Years**

[21] **Appl. No.: 416,867**

[22] **Filed: Sep. 13, 1982**

[52] **U.S. Cl. D13/24**

[58] **Field of Search D13/24, 99; 174/138 R,
174/138 A, 138 G, 138 D; 339/17 R, 17 LM;
361/412, 413, 414, 419**

[56] **References Cited**

U.S. PATENT DOCUMENTS

- 3,688,635 9/1972 Fegen 174/138 D
- 3,811,154 5/1974 Lindeman 361/412 X

- 4,143,577 3/1979 Eberhardt 174/138 D X
- 4,200,900 4/1980 McGeorge 361/412
- 4,297,769 11/1981 Coules 174/138 D

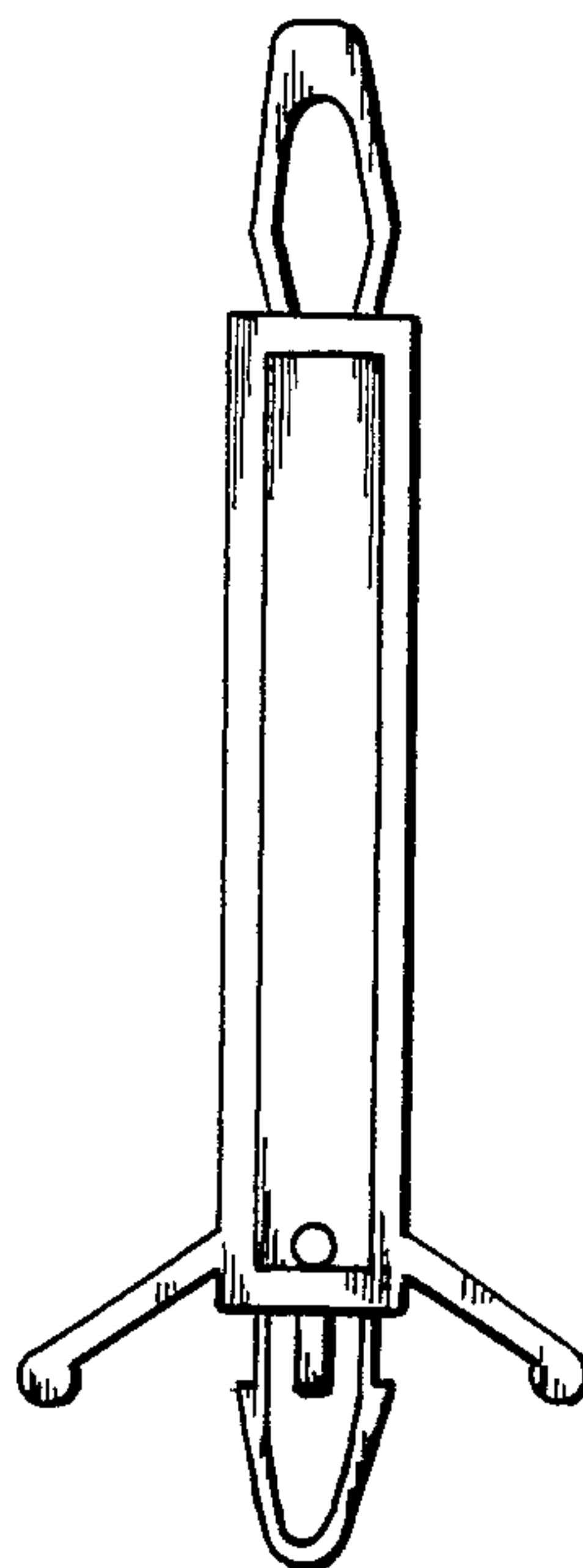
Primary Examiner—Susan J. Lucas
Attorney, Agent, or Firm—Stephen D. Carver

[57] **CLAIM**

The ornamental design for a printed circuit board stand-off, as shown and described.

DESCRIPTION

FIG. 1 is a front elevational view of a printed circuit board standoff showing my new design;
FIG. 2 is a rear view thereof;
FIG. 3 is a side view thereof, the opposite side being a mirror image;
FIG. 4 is a top plan view thereof; and,
FIG. 5 is a bottom plan view thereof.



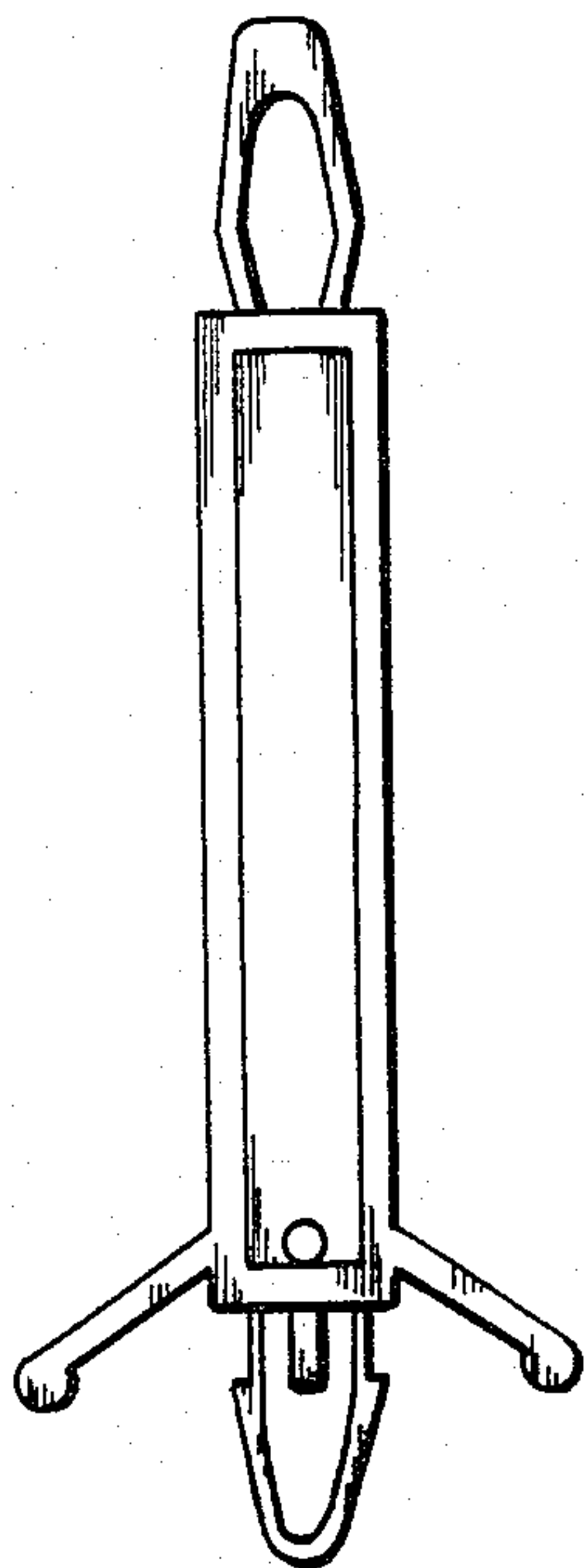


FIG. 1

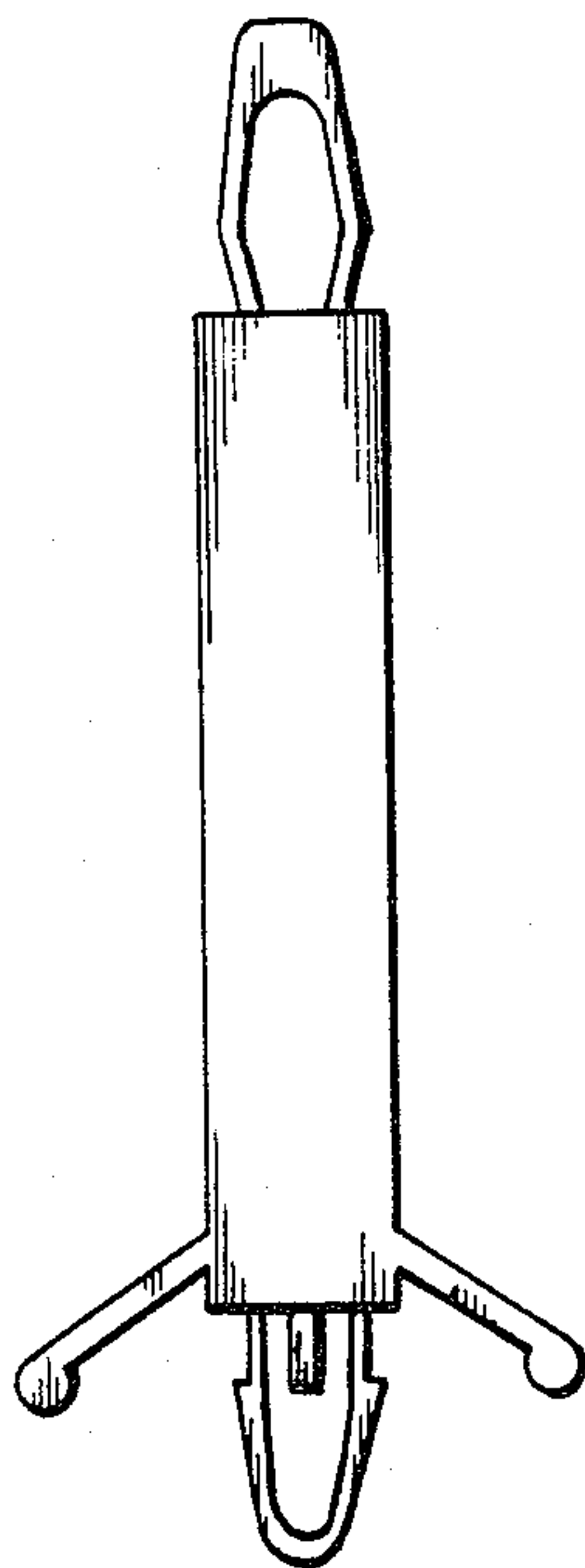


FIG. 2



FIG. 3



FIG. 4



FIG. 5