

[54] **COMBINED CAN OPENER AND SHOT MEASURER**

[76] **Inventor: Richard W. Birchenall, P.O. Box 24847 Way, San Jose, Calif. 95154**

[**] **Term: 14 Years**

[21] **Appl. No.: 453,504**

[22] **Filed: Dec. 27, 1982**

[52] **U.S. Cl. D8/34; D8/18**

[58] **Field of Search D8/16, 18, 33-43; 81/3.1 R, 3.3 A, 3.46 R, 3.46 A, 3.34; 7/151, 170, 138; D7/42, 148**

[56] **References Cited**

U.S. PATENT DOCUMENTS

- D. 143,327 12/1945 La Forte D8/18
- D. 158,993 6/1950 Mondy D8/34
- D. 163,422 5/1951 Runkle et al. D8/18
- D. 167,005 6/1952 Sarna D8/34

4.213.215 7/1980 Hall D8/38 X

OTHER PUBLICATIONS

Housewares Review, 1/63, p. 108, Bottle Opener.

Primary Examiner—Bernard Ansher

Assistant Examiner—Terry Pfeffer

Attorney, Agent, or Firm—Paul L. Hickman

[57] **CLAIM**

The ornamental design for a combined can opener and shot measurer, as shown and described.

DESCRIPTION

FIG. 1 is a perspective view of a combined can opener and shot measurer showing my new design;

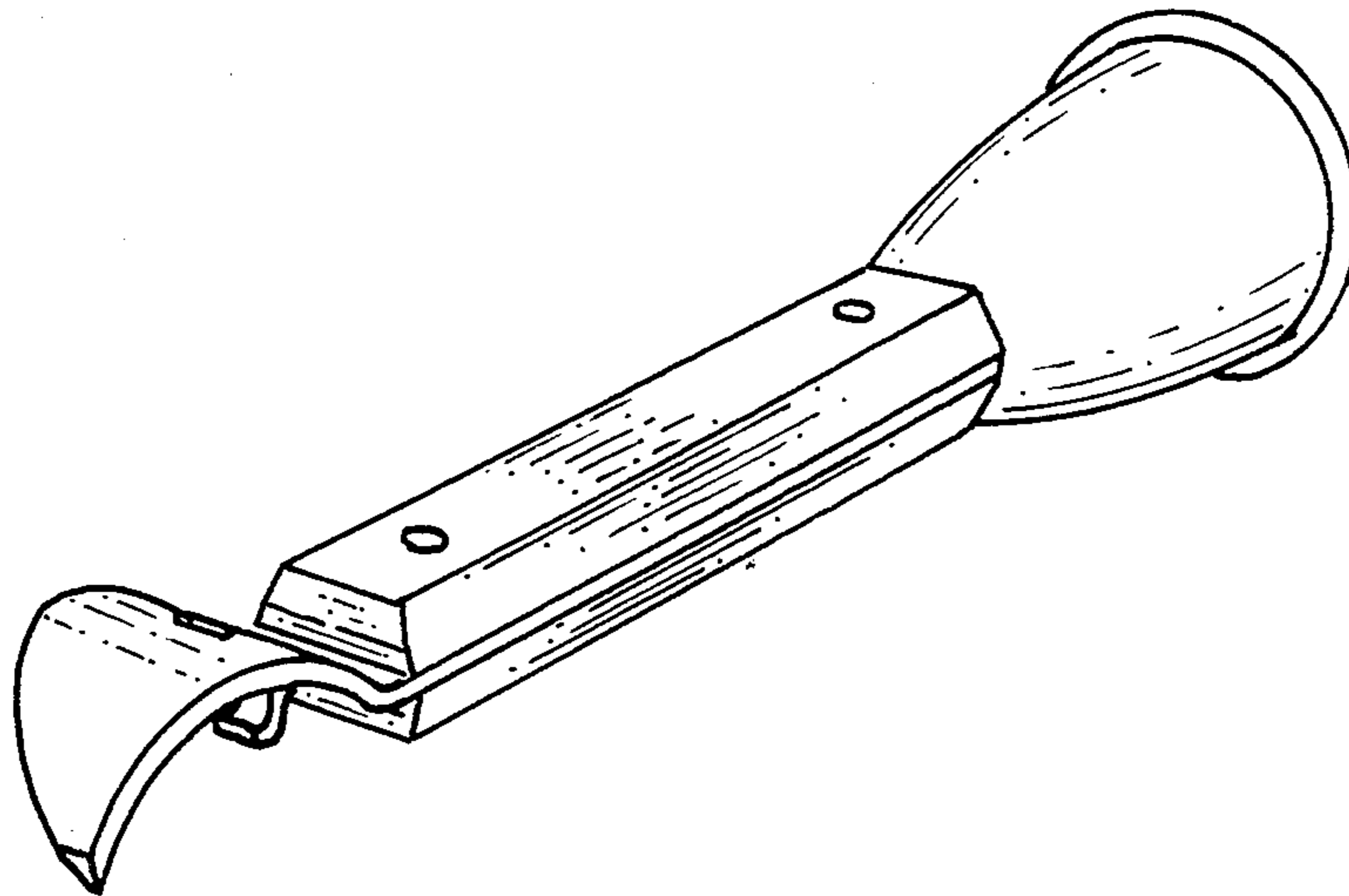
FIG. 2 is a top plan view thereof;

FIG. 3 is a front elevation thereof, the rear portion being a mirror image;

FIG. 4 is a bottom view thereof;

FIG. 5 is a left side elevation thereof; and

FIG. 6 is a right side elevation.






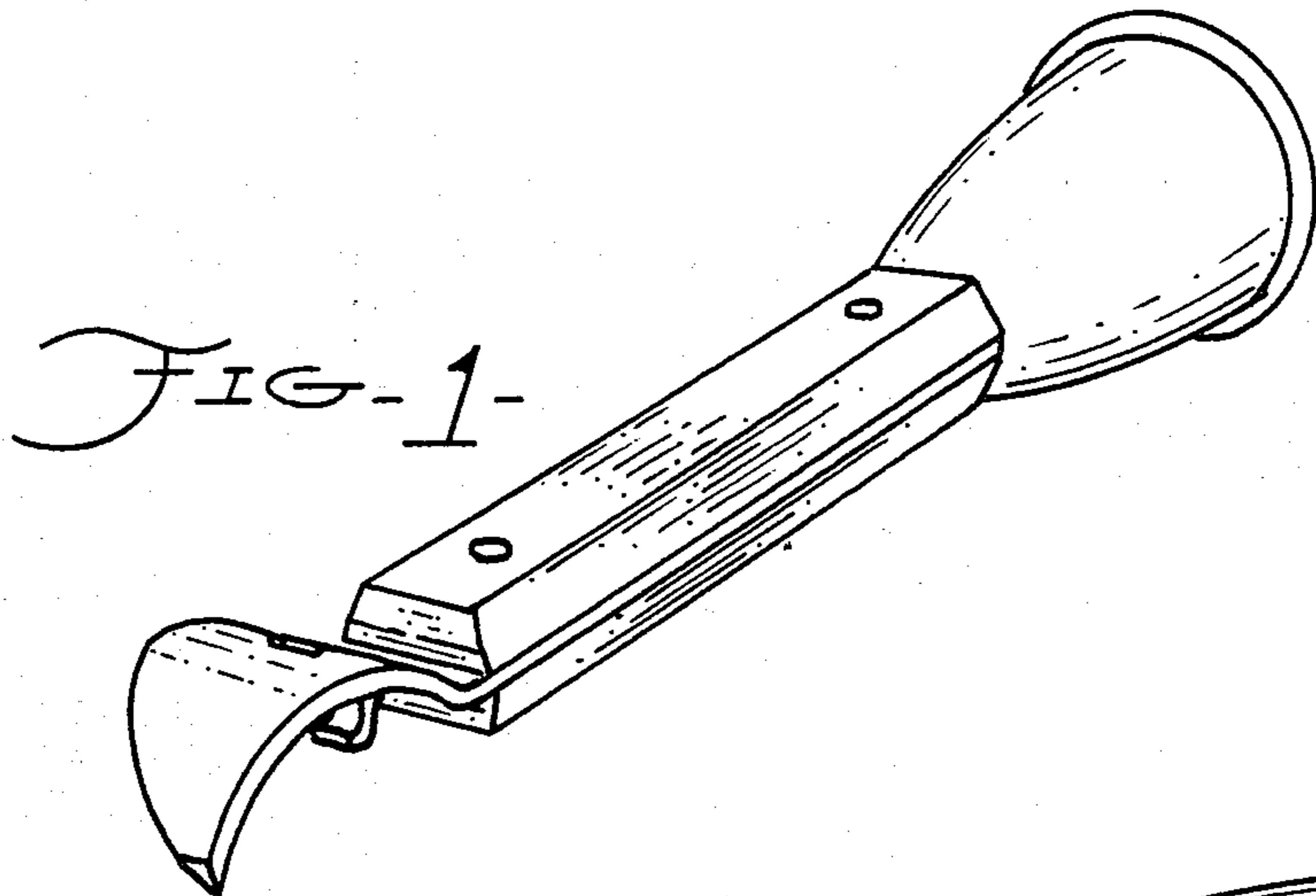


FIG-5-

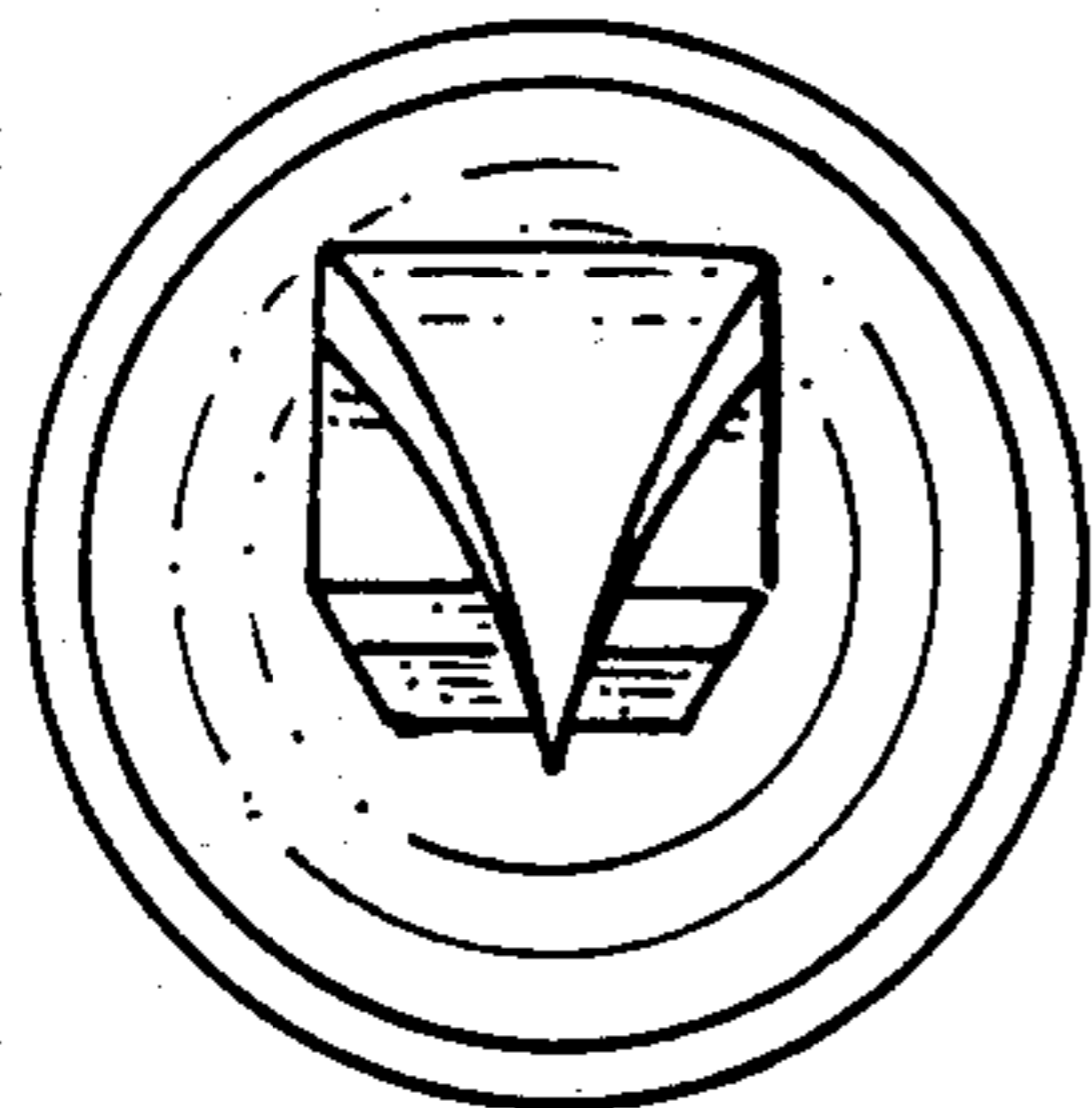


FIG-6-

