

[54] KNIFE

[75] Inventor: Larry R. Laslo, New York, N.Y.

[73] Assignee: American Commercial Incorporated, Secaucus, N.J.

[\*\*] Term: 14 Years

[21] Appl. No.: 418,472

[22] Filed: Sep. 15, 1982

[52] U.S. Cl. .... D7/151; D7/150

[58] Field of Search ..... D7/137, 150, 151, 152; D8/99

[56] References Cited

U.S. PATENT DOCUMENTS

D. 16,568	3/1886	Hirschfeld	.....	D7/150
D. 28,925	6/1898	Peck	.....	D7/150
D. 48,476	1/1916	Spencer	.....	D7/137
D. 139,548	11/1944	Greene	.....	D7/150
D. 148,049	12/1947	Caldwell	.....	D8/99
D. 172,132	5/1954	Dalessandro	.....	D7/150
D. 275,069	8/1984	Laslo	.....	D7/151

OTHER PUBLICATIONS

HFD, Jan. 19, 1981, p. 29, Yamazaki Stainless, "Regalia".

Bloomington's Cat., p. 7, "Zebra", Flatware, bottom center, Stanley Robt's.

Gift & Tableware Reporter, May 1975, 1st Issue, p. 27. Gorham Ameralloy, "Hearthglow" Fork far left.

Gift & Tableware Reporter, Aug. 1976, p. 4, sec. 2. "Torsade" Pattern by Orleans Silver Co.

Primary Examiner—Winifred E. Herrmann

Attorney, Agent, or Firm—George J. Brandt, Jr.

[57] CLAIM

The ornamental design for a knife, as shown, and described.

DESCRIPTION

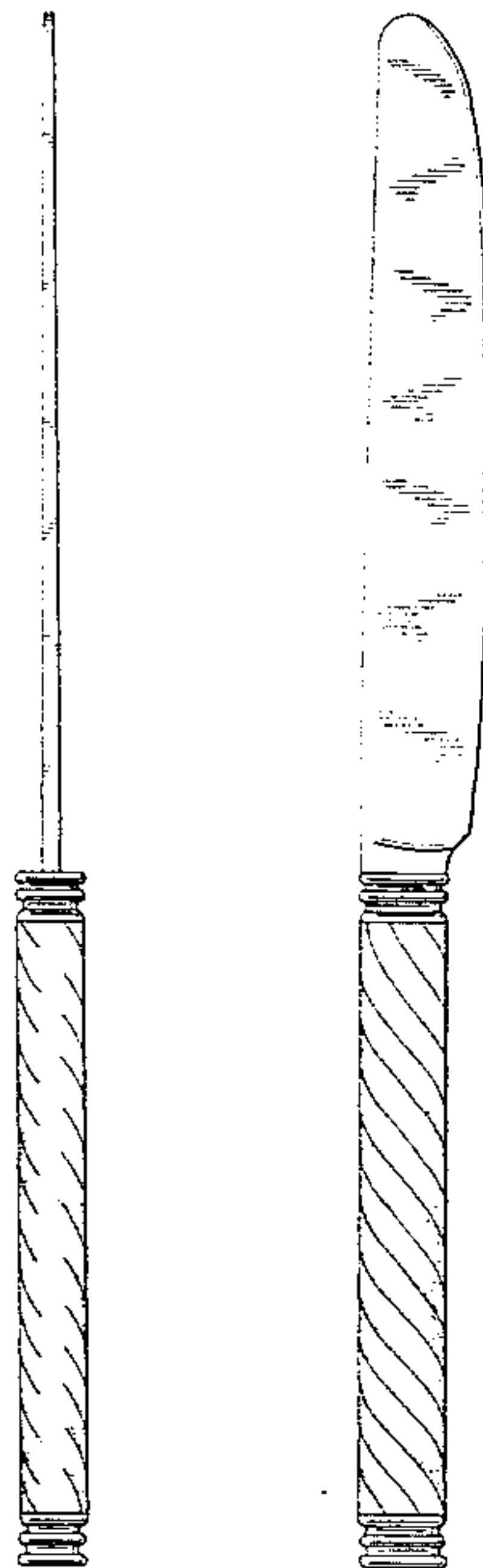
FIG. 1 is a right side elevational view of a knife showing my new design, the left side elevational view being identical;

FIG. 2 is a top plan view thereof;

FIG. 3 is a left end elevational view of the knife as it is depicted in FIG. 1;

FIG. 4 is a right end elevational view of the knife as it is depicted in FIG. 1; and

FIG. 5 is a bottom plan view thereof.



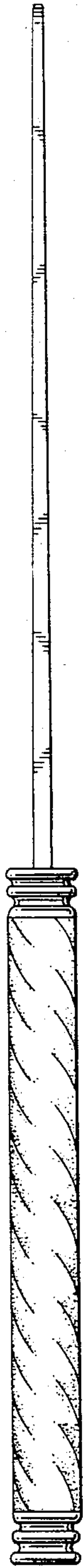


FIG. 2



FIG. 4




FIG. 1



FIG. 5



FIG. 3