

# United States Patent [19]

Dau

[11] Patent Number: **Des. 278,294**

[45] Date of Patent: **\*\* Apr. 9, 1985**

[54] TABLE

[76] Inventor: **John J. Dau**, P.O. Box 188, Bally, Pa. 19503

[\*\*] Term: **14 Years**

[21] Appl. No.: **472,177**

[22] Filed: **Mar. 4, 1983**

[52] U.S. Cl. .... **D6/477**

[58] Field of Search ..... **D6/477, 478, 479, 480, D6/481, 484, 485**

[56] **References Cited**

### U.S. PATENT DOCUMENTS

- D. 237,931 12/1975 Brandenfels ..... D6/477 X
- D. 244,113 4/1977 Friedman ..... D6/480 X
- D. 248,915 8/1978 Brandenfels ..... D6/477 X

- D. 255,853 7/1980 Tome ..... D6/477 X
- D. 273,726 5/1984 Valenzuela ..... D6/477

*Primary Examiner*—Bruce W. Dunkins

[57] **CLAIM**

The ornamental design for a table, as shown and described.

### DESCRIPTION

FIG. 1 is a perspective view of a table showing my new design;

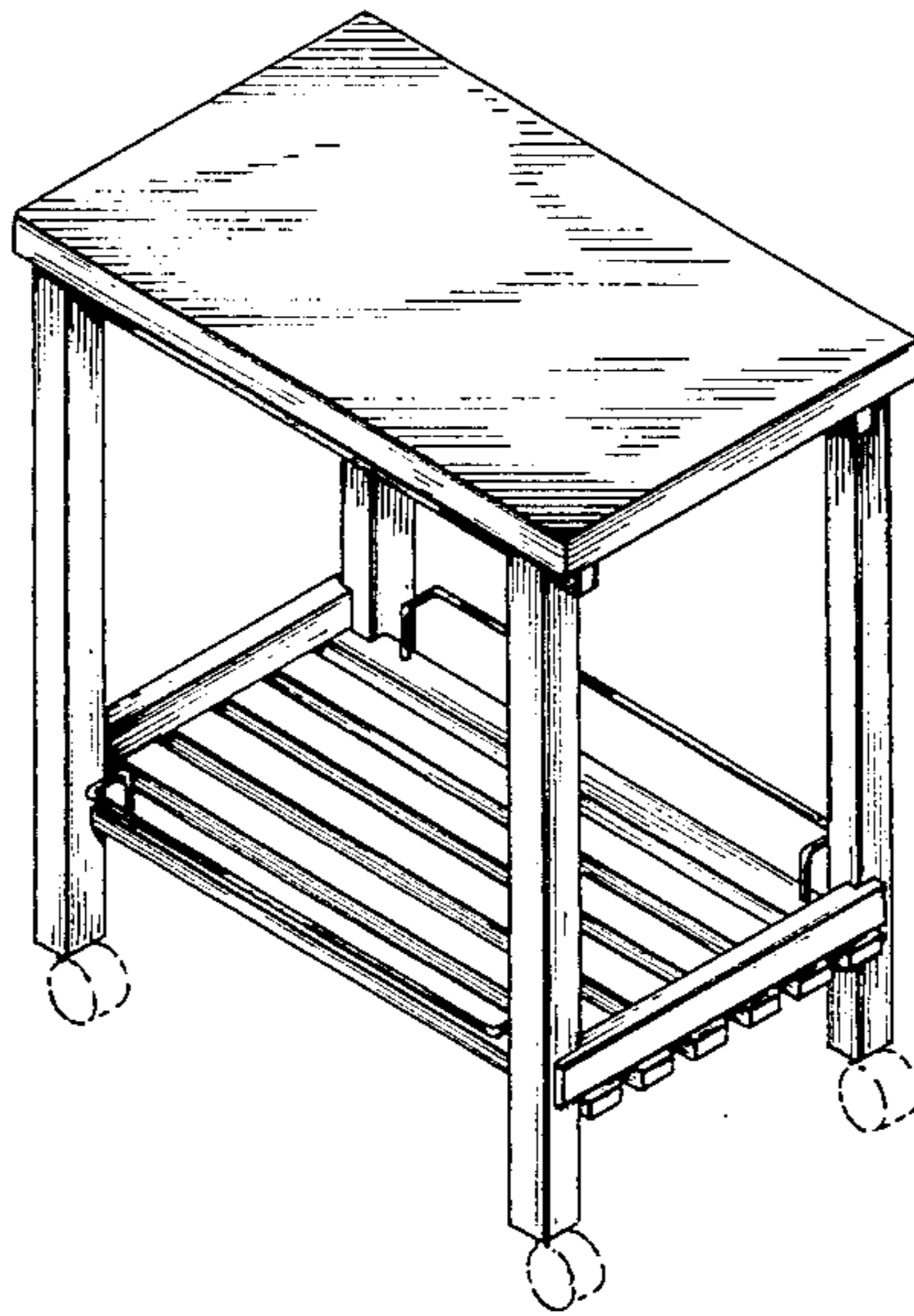
FIG. 2 is a side elevational view thereof;

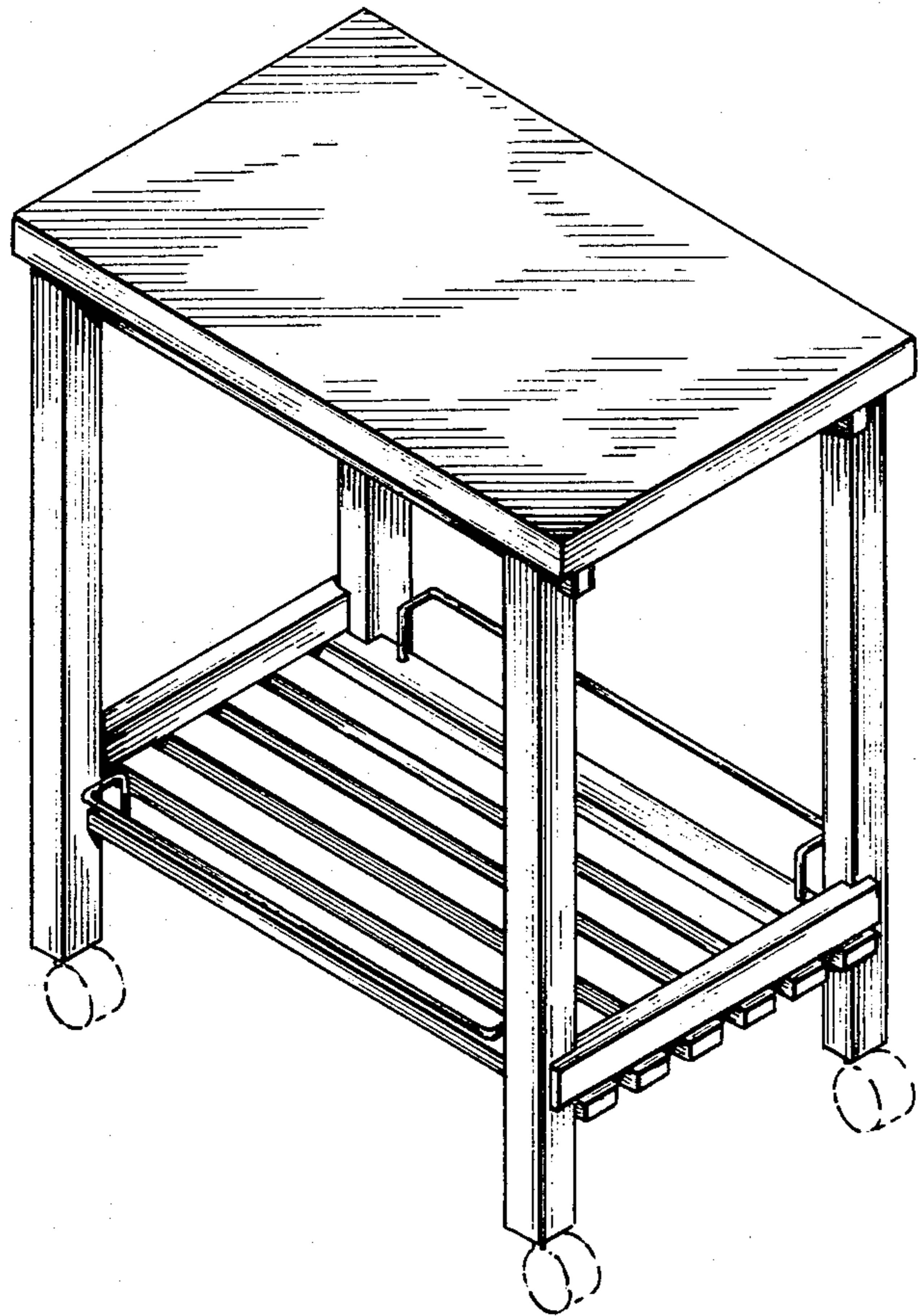
FIG. 3 is a top view thereof;

FIG. 4 is an end elevational view thereof, and

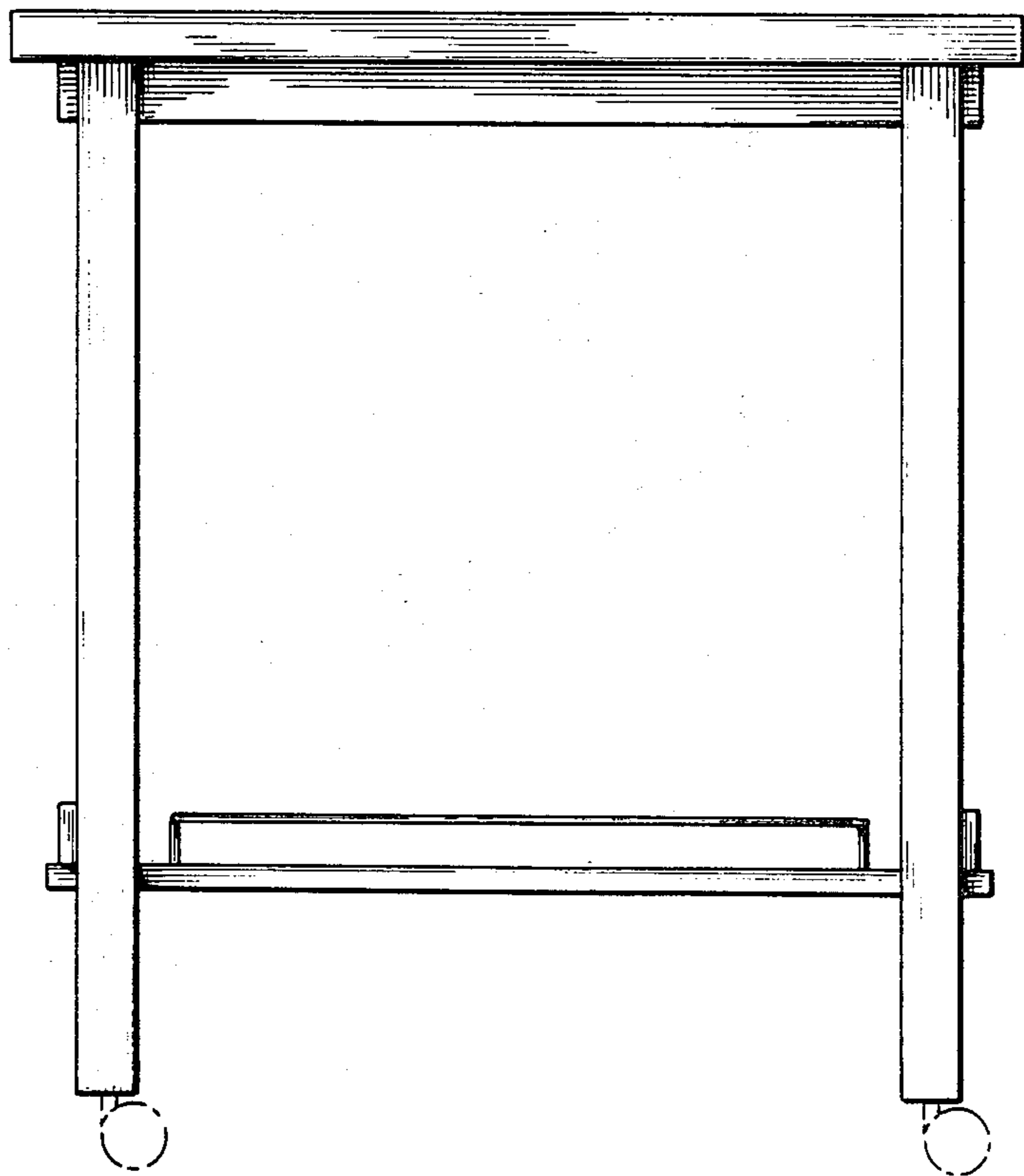
FIG. 5 is a bottom view thereof.

The broken lines representing casters supporting the table are shown for illustrative purposes only.





*Fig. 1*



*Fig. 2*




Fig. 3




Fig. 4




Fig. 5