

[54] COMBINED MOUNTING RING AND THUMBREST FOR A MUSICAL INSTRUMENT

[75] Inventors: Hartley D. Peavey; Michael V. Powers, both of Meridian, Miss.

[73] Assignee: Peavey Electronics Corp., Meridian, Miss.

[**] Term: 14 Years

[21] Appl. No.: 434,870

[22] Filed: Oct. 18, 1982

[52] U.S. Cl. D17/20; 84/328

[58] Field of Search D7/20; 84/328, 1.16, 84/291, 267

[56] References Cited

U.S. PATENT DOCUMENTS

D. 170,109	8/1953	Bigsby	D17/21
D. 253,351	11/1979	Rickard	D17/20
D. 265,658	8/1982	Kenny	D17/19
2,960,900	11/1960	Fender	84/290
4,373,417	2/1983	Wilson et al.	84/328 X

OTHER PUBLICATIONS

The Guitar Book, Wheeler, C1974, p. 145, bottom photo.

Primary Examiner—Bernard Ansher

Assistant Examiner—Terry Pfeffer

Attorney, Agent, or Firm—Berman, Aisenberg & Platt

[57] CLAIM

The ornamental design for a combined mounting ring and thumbrest for a musical instrument, as shown and described.

DESCRIPTION

FIG. 1 is a front elevation view of a combined mounting ring and thumbrest for a musical instrument showing my new design;

FIG. 2 is a top perspective view thereof;

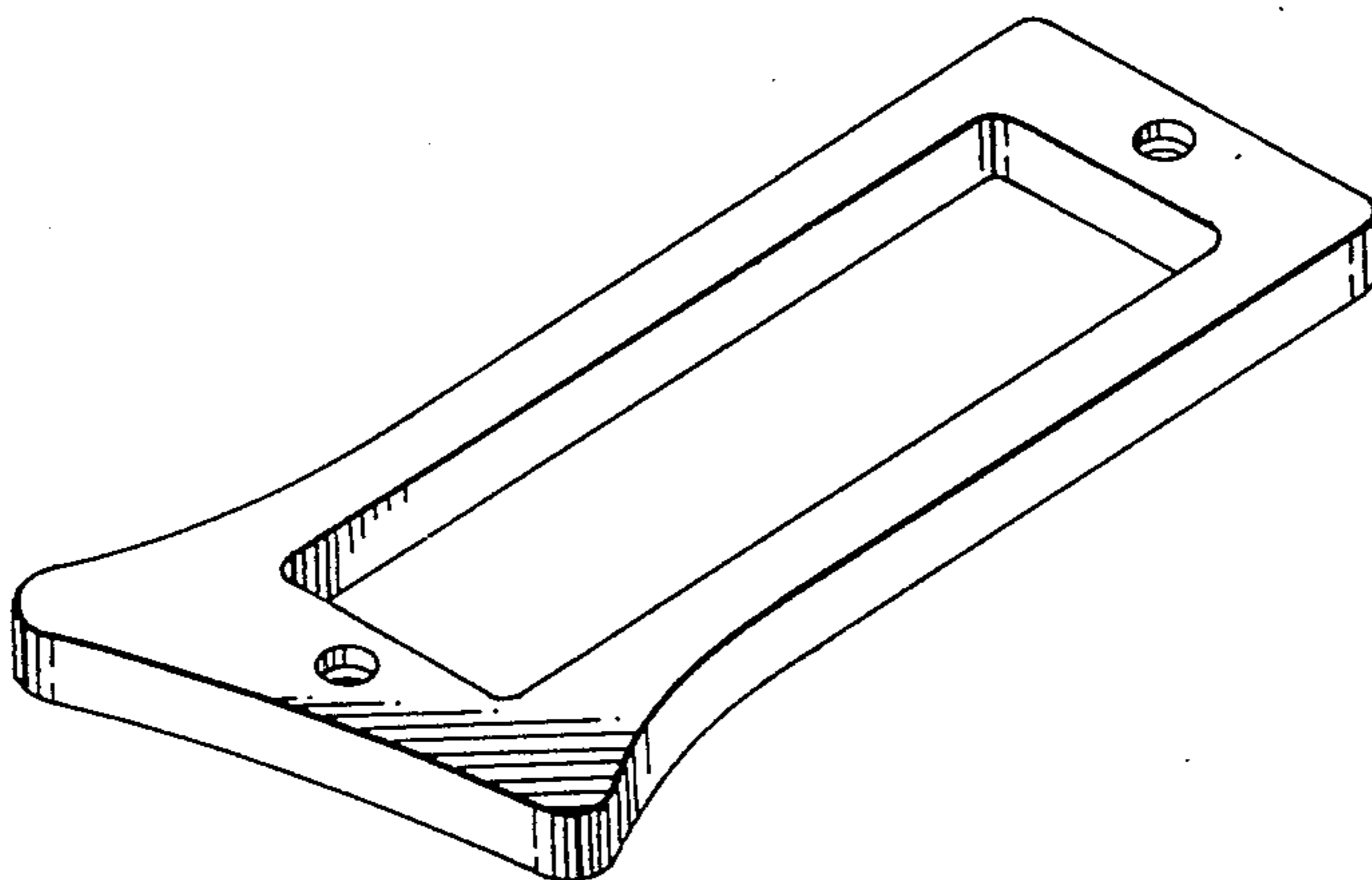
FIG. 3 is a side elevation as seen from the left of FIG. 1;

FIG. 4 is a side elevation as seen from the right of FIG. 1;

FIG. 5 is an elevation as seen from the top of FIG. 1; and

FIG. 6 is an elevation as seen from the bottom of FIG. 1.

The broken lines representing the fragmentary portion of the guitar are for illustrative purposes only.



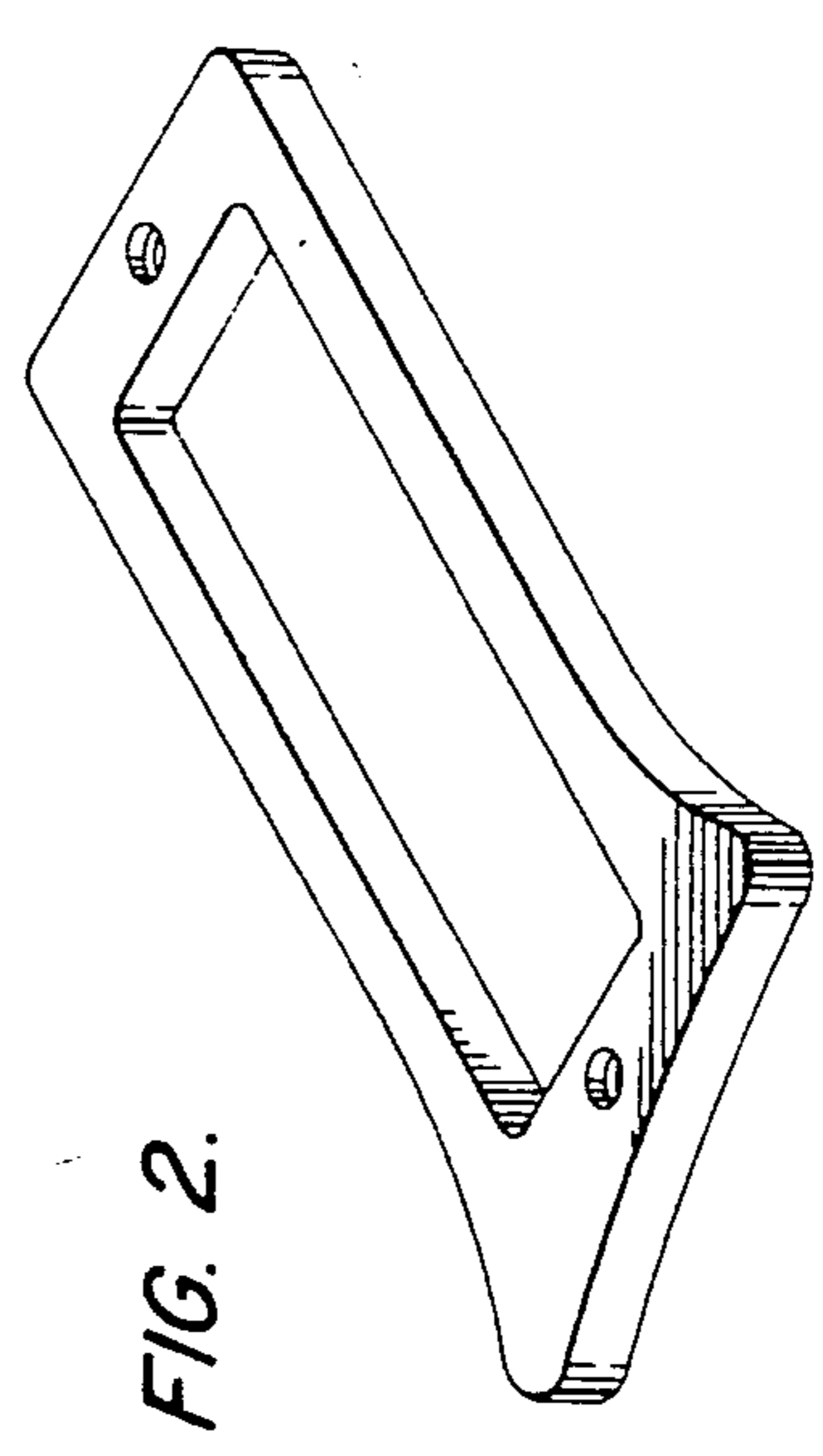
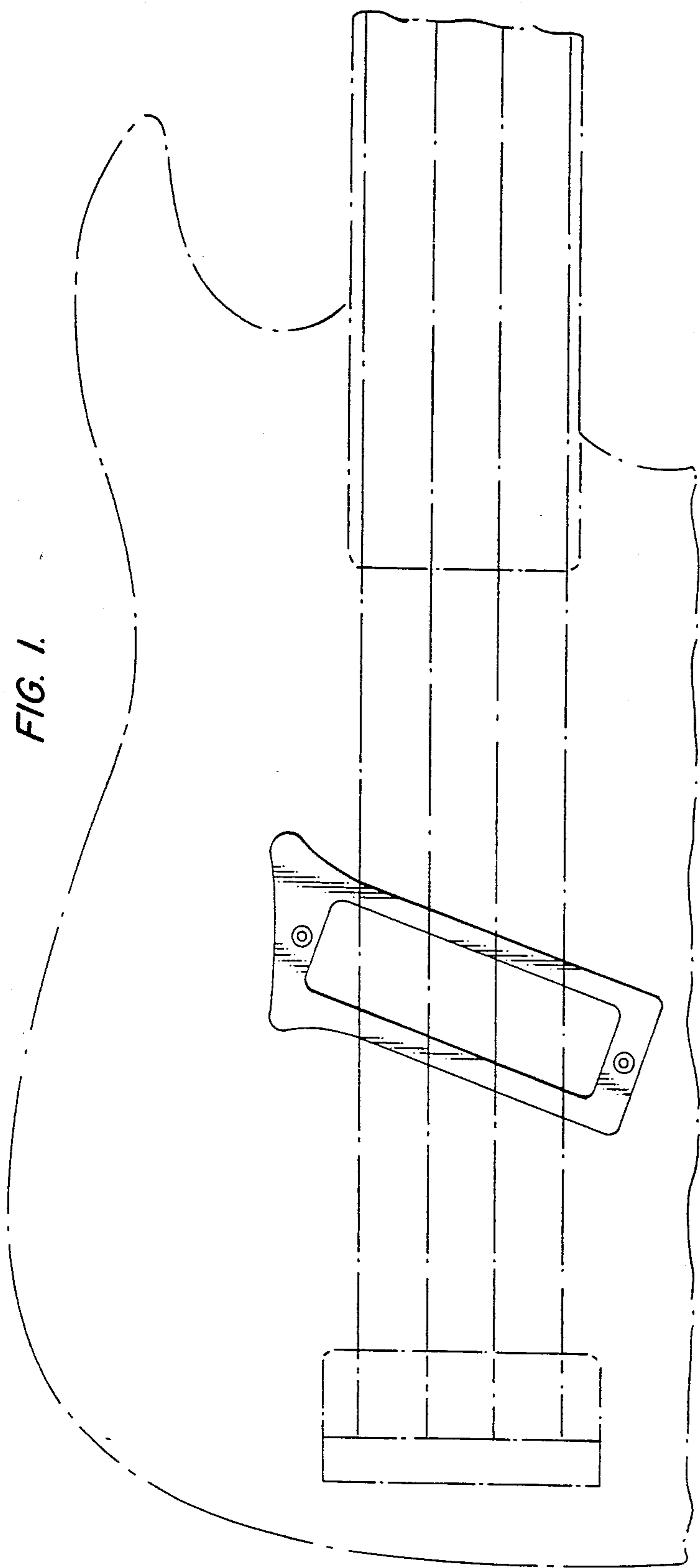


FIG. 3.



FIG. 5.

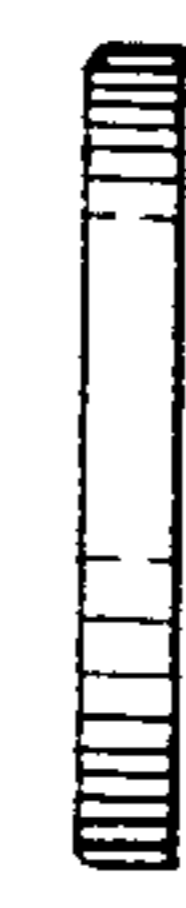


FIG. 4.



FIG. 6.

