

[54] **ELECTRONIC MUSICAL INSTRUMENT
KEYBOARD**

[75] **Inventor: Mark H. Baker, Redondo Beach,
Calif.**

[73] **Assignee: David H. Joseph, Los Angeles, Calif.**

[**] **Term: 14 Years**

[21] **Appl. No.: 440,875**

[22] **Filed: Nov. 12, 1982**

[52] **U.S. Cl. D17/9; D17/1;
D17/6**

[58] **Field of Search D17/1, 2, 9, 5, 14,
D17/19, 6; D21/64; 84/1.01, DIG. 30**

[56] **References Cited**

U.S. PATENT DOCUMENTS

D. 220,650	5/1971	Poznanovich	D17/19
D. 238,438	1/1976	Bontempi	D17/5 X
3,555,166	1/1971	Gasser	84/1.01
4,384,503	5/1983	Gunn	84/DIG. 30

OTHER PUBLICATIONS

613795 10001979 CHX 84 DIG. 30

Primary Examiner—Jane E. Corrigan
Attorney, Agent, or Firm—Spensley, Horn, Jubas &
Lubitz

[57] **CLAIM**

The ornamental design for a electronic musical instru-
ment keyboard guitar neck, substantially as shown and
described.

DESCRIPTION

FIG. 1 is a top plan view of an electronic musical instru-
ment keyboard showing my new design, with the broken
line matter being environmental and forming no
part of the claimed design;

FIG. 2 is a front elevational view, the rear being a mir-
ror image thereof;

FIG. 3 is a right side elevational view;

FIG. 4 is a left side elevational view;

FIG. 5 is a bottom plan view; and

FIG. 6 is a top plan view of another embodiment of the
keyboard wherein the area around the keys contrasts
with the keys.




FIG. 1

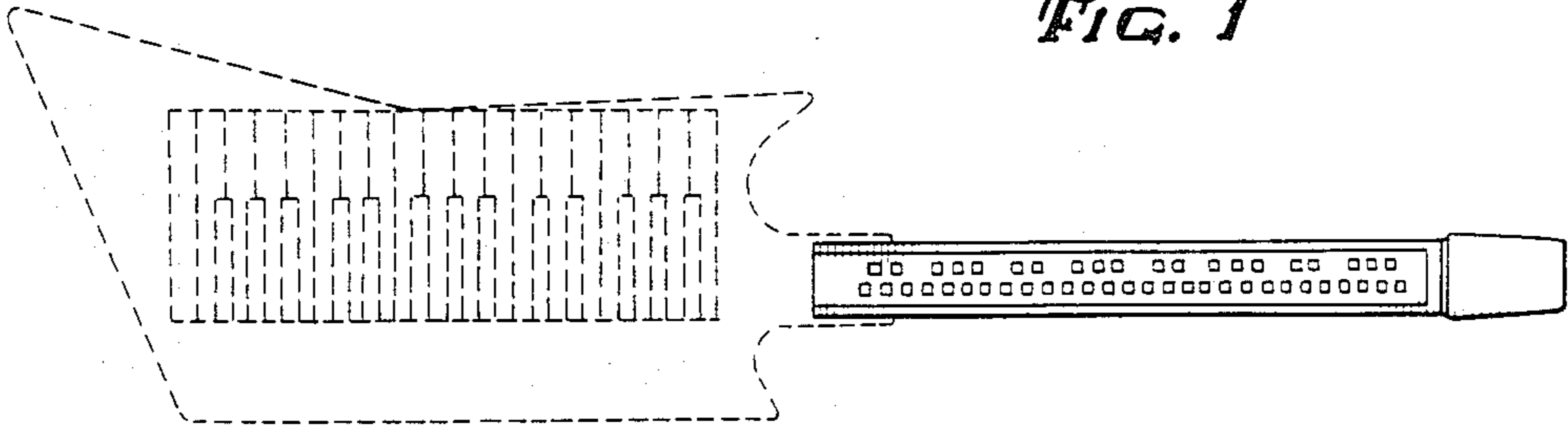


FIG. 2

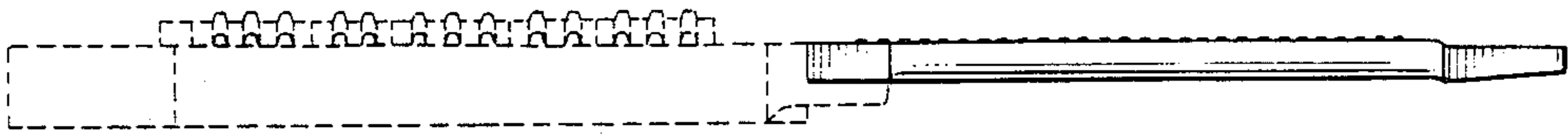


FIG. 4

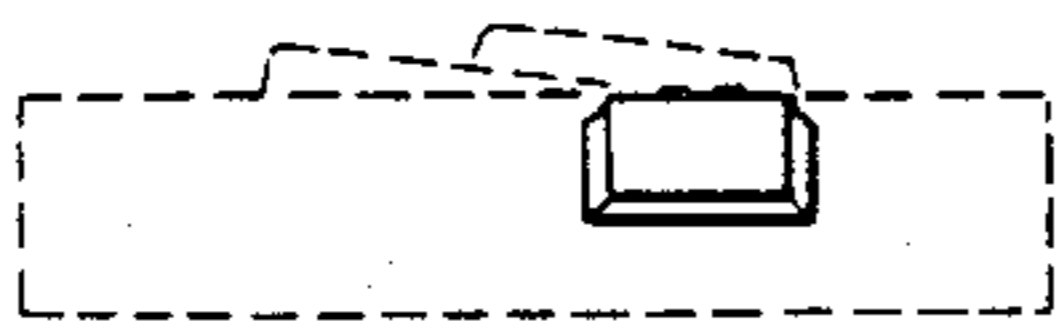


FIG. 3



FIG. 5

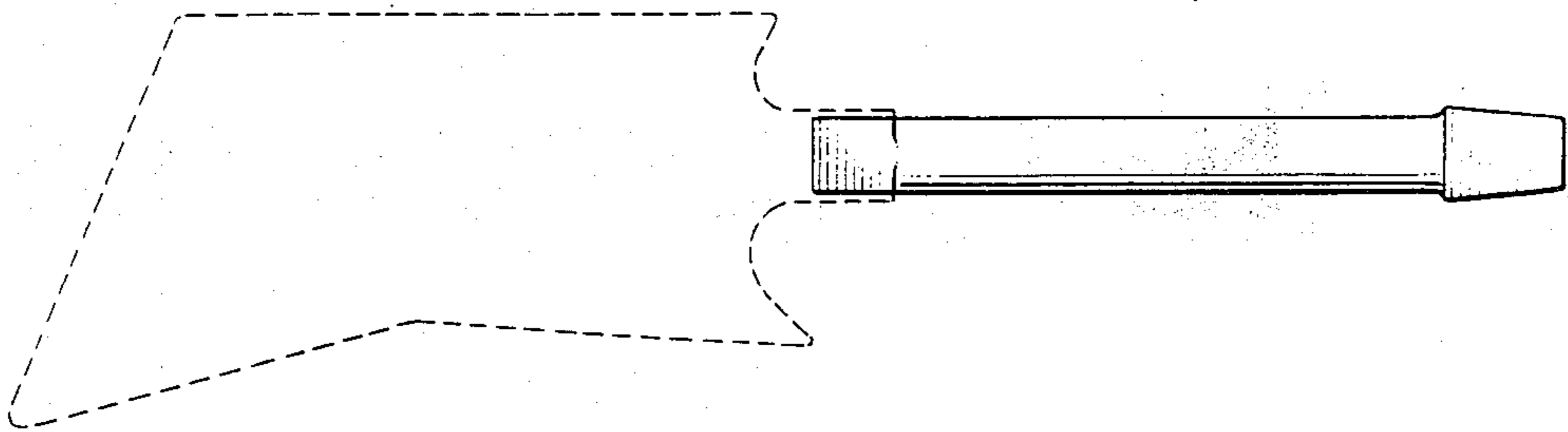


FIG. 6

