

[54] **CONTOURED PAIR OF SCISSORS**  
[76] **Inventor: Sharon K. Smith, 2416 Southway Dr., Fort Wayne, Ind. 46825**  
[\*\*] **Term: 14 Years**  
[21] **Appl. No.: 412,386**  
[22] **Filed: Aug. 30, 1982**  
[52] **U.S. Cl. .... D8/57; 7/135; 30/341**  
[58] **Field of Search ..... D8/4, 5, 57; 7/131, 7/135; 30/230, 254, 341, 356, 145, 146, 259, 260**

2,217,726 10/1940 Brison ..... 30/341  
2,370,026 2/1945 Elia ..... 30/254  
2,991,553 7/1961 Levine .  
3,825,020 7/1974 Myers .

*Primary Examiner*—Bernard Ansher  
*Assistant Examiner*—Terry Pfeffer  
*Attorney, Agent, or Firm*—Roger M. Rickert

[56] **References Cited**  
**U.S. PATENT DOCUMENTS**  
40,010 9/1863 Bryant ..... 30/259  
D. 171,837 3/1954 Blanchaert .  
D. 236,681 9/1975 Megna ..... D8/57  
D. 239,497 4/1976 Megna ..... D8/57  
D. 239,910 5/1976 Megna .  
1,967,549 7/1934 Buda ..... 30/341

[57] **CLAIM**  
The ornamental design for a pair of scissors, substantially as shown and described.

**DESCRIPTION**  
FIG. 1 is an elevation view of the front of a pair of scissors showing my new design;  
FIG. 2 is an elevation view of the back thereof;  
FIG. 3 is an end elevation view taken from the blade end thereof;  
FIG. 4 is an end elevation view taken from the handle end thereof;  
FIG. 5 is a top plan view thereof; and  
FIG. 6 is a bottom plan view thereof.

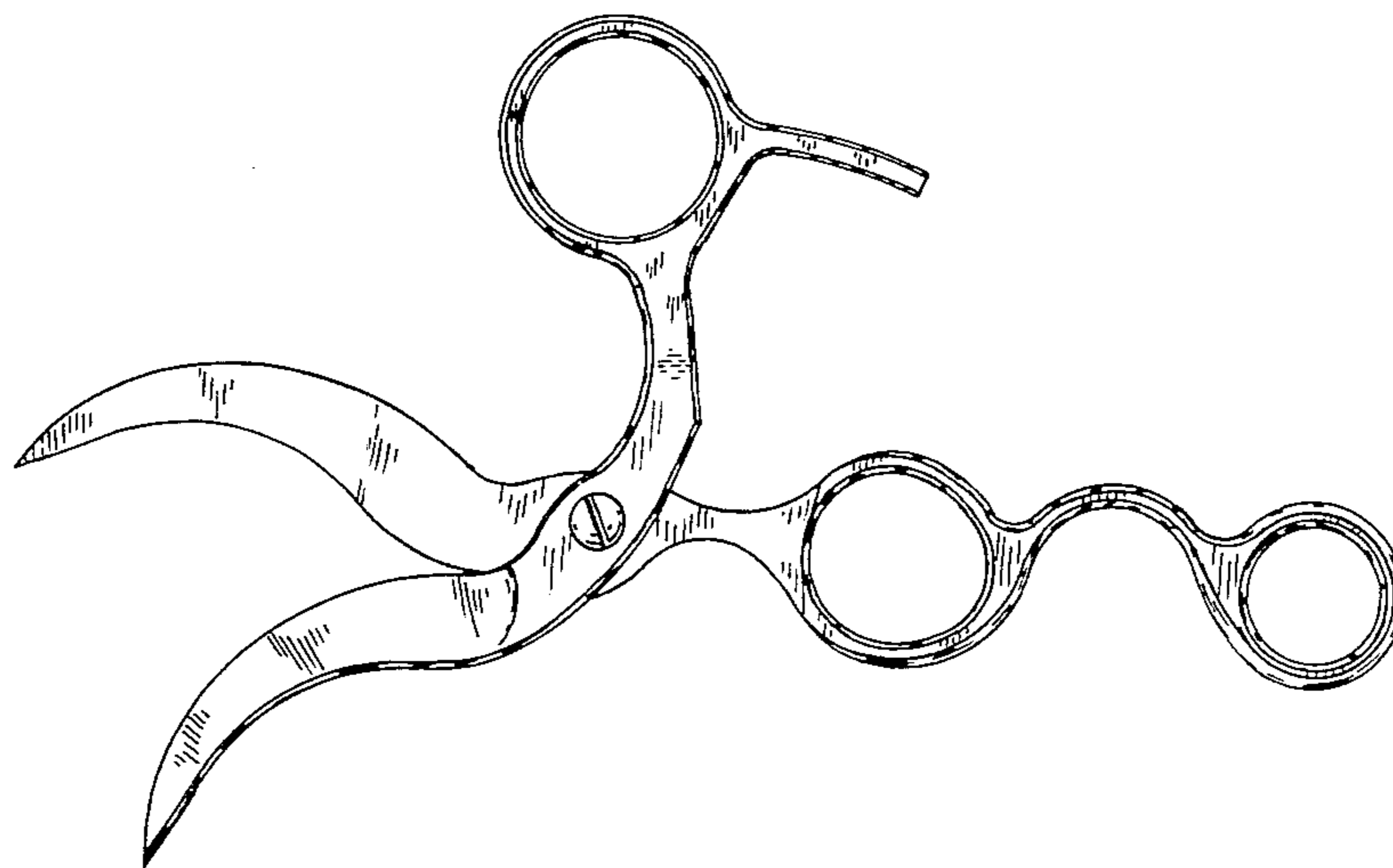




FIG. 3

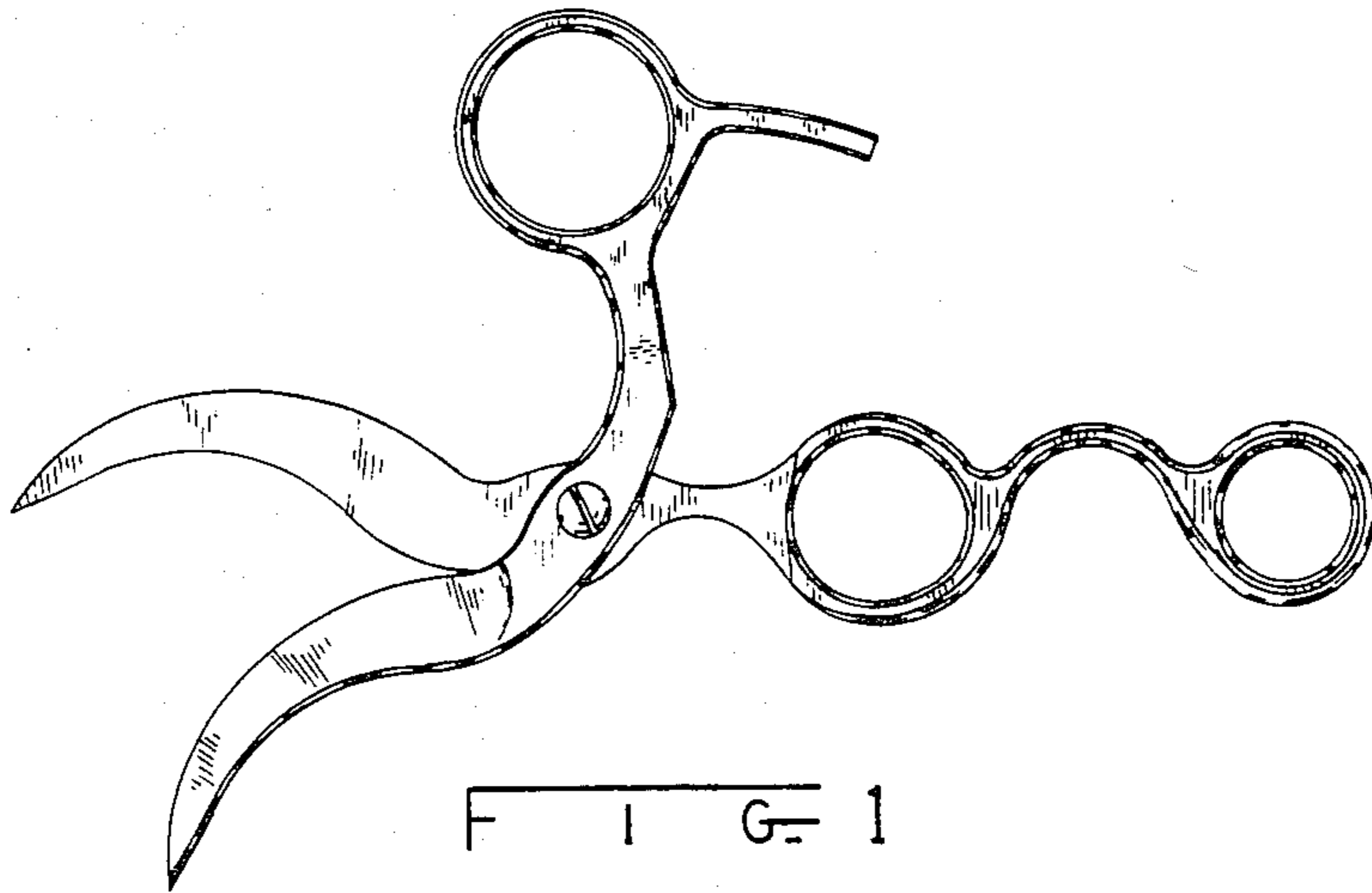


FIG. 1



FIG. 4

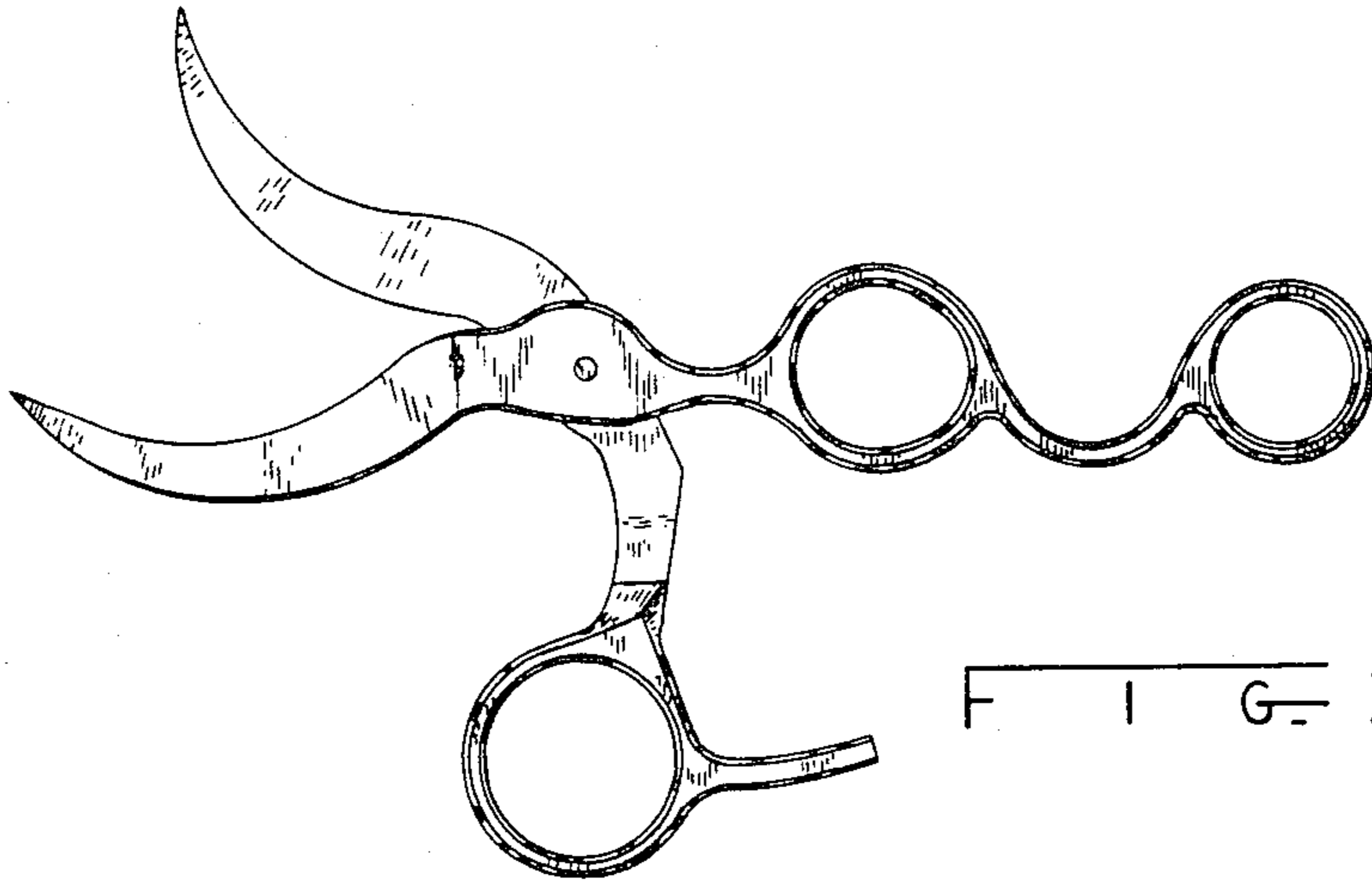


FIG. 2



FIG. 5

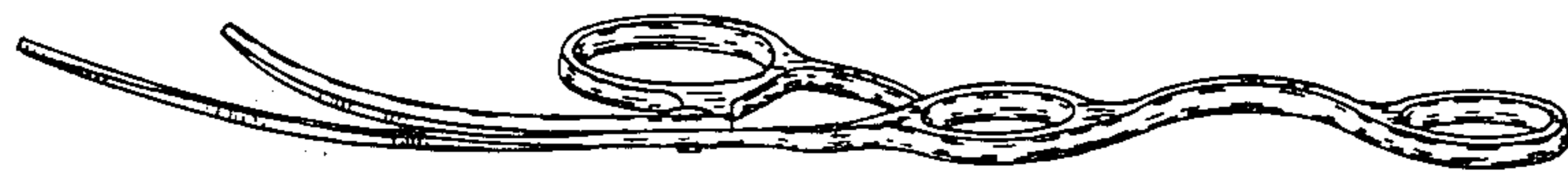


FIG. 6