

[54] **SHOULDER REST FOR TELEPHONE
 HANDSET**

2,802,062 8/1957 Dalton 179/157
 3,567,871 3/1971 Walter 179/157

[75] **Inventor: Thomas W. McMaster, Salt Lake
 City, Utah**

[73] **Assignee: Transworld Products, Inc., Salt Lake
 City, Utah**

[**] **Term: 14 Years**

[21] **Appl. No.: 397,123**

[22] **Filed: Jul. 12, 1982**

[52] **U.S. Cl. D14/65; D179/157**

[58] **Field of Search D14/65, 59; D8/402;
 179/146 H, 157, 156 R**

FOREIGN PATENT DOCUMENTS

821509 11/1951 Fed. Rep. of Germany 179/157
 885870 8/1953 Fed. Rep. of Germany 179/157
 2004701 8/1971 Fed. Rep. of Germany 179/157
 1233084 5/1960 France 179/157
 465827 9/1951 Italy 179/157

Primary Examiner—A. Hugo Word
Assistant Examiner—Horace B. Fay
Attorney, Agent, or Firm—K. S. Cornaby

[57] **CLAIM**

The ornamental design for a shoulder rest for telephone handset, as shown.


[56] **References Cited**

U.S. PATENT DOCUMENTS

D. 2,848	12/1867	Kirkham	D8/402
D. 134,108	10/1942	Adler	D8/402
D. 173,487	11/1954	Hines	D8/402
D. 188,189	6/1960	Renneker	D14/65
D. 191,436	10/1961	Urich	D8/402
D. 211,182	5/1968	Zacharia	D14/65
D. 240,434	7/1976	Martinsen	D14/65
D. 273,677	5/1954	Martinsen	D14/65
2,486,438	11/1949	Scarlett	179/157

DESCRIPTION

FIG. 1 is a right side elevational view of a shoulder rest for telephone handset showing my new design;
 FIG. 2 is a top plan view thereof;
 FIG. 3 is a bottom plan view thereof;
 FIG. 4 is a front elevational view thereof;
 FIG. 5 is a rear elevational view thereof; and
 FIG. 6 is a side elevational view thereof, with a telephone handset shown in broken lines as though attached to the shoulder rest to illustrate associational environment relationship.



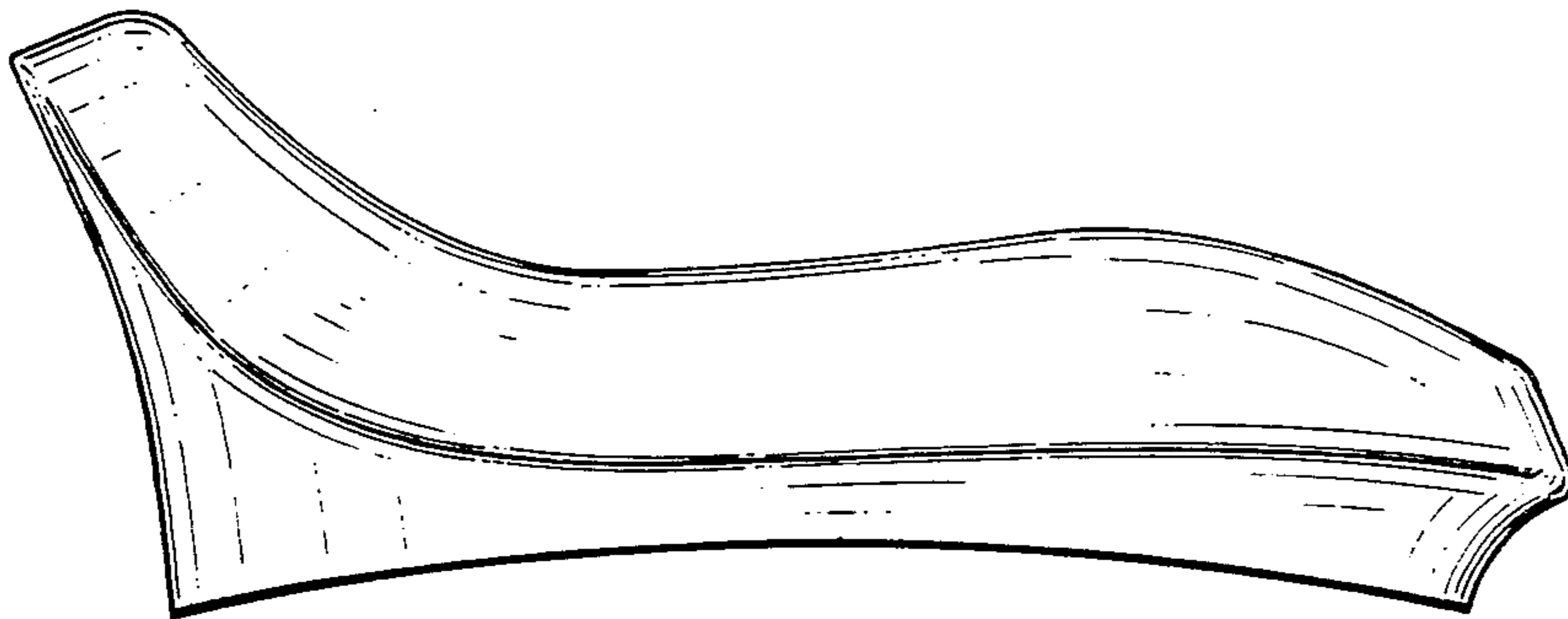


FIG. 1

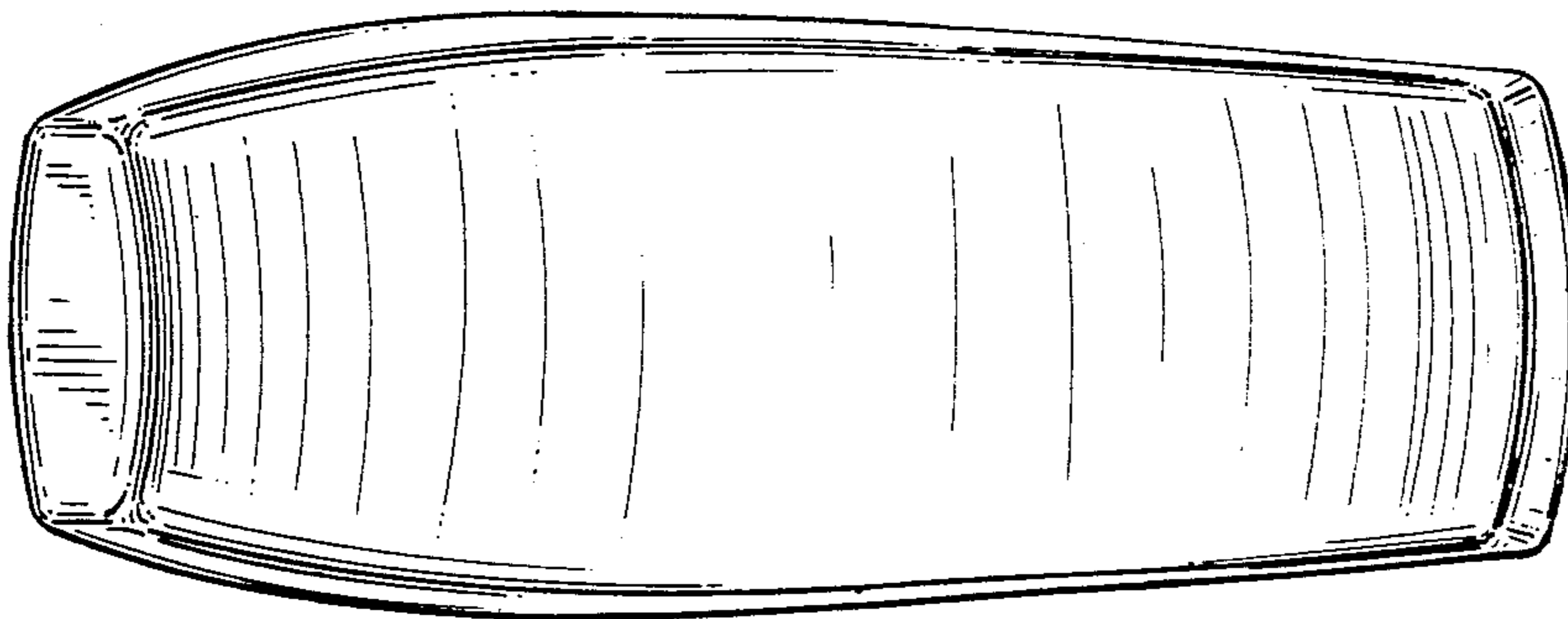


FIG. 2




FIG. 3




FIG. 4




FIG. 5

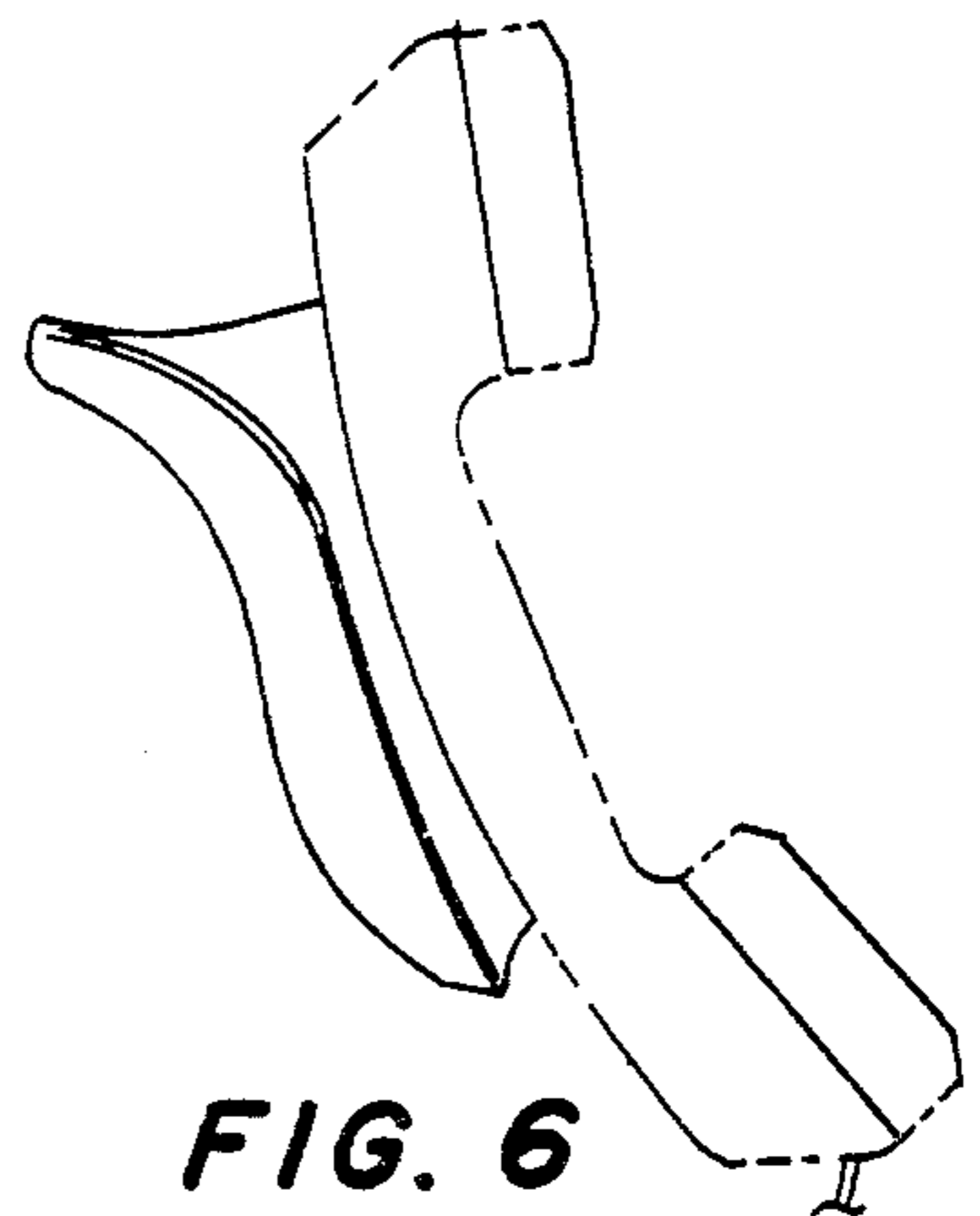


FIG. 6