

[54] **COMBINED INTERCOM AND TELEPHONE KEY BASE**

[75] **Inventor: Gyeorgy Vajdaffy, Tyreso, Sweden**

[73] **Assignee: Telefonaktiebolaget LM Ericsson, Stockholm, Sweden**

[\*\*] **Term: 14 Years**

[21] **Appl. No.: 362,134**

[22] **Filed: Mar. 26, 1982**

[30] **Foreign Application Priority Data**

Oct. 2, 1981 [SE] Sweden ..... 81-2174

[52] **U.S. Cl. .... D14/58; D14/52; D14/92**

[58] **Field of Search .... D14/52, 4, 59, 58, 60, D14/62, 72, 65, 92; 179/179, 100 L, 100 D**

[56] **References Cited**

**U.S. PATENT DOCUMENTS**

- D. 185,798 8/1959 Loge ..... D14/92
- D. 224,409 7/1972 Janda ..... D14/58
- D. 243,536 3/1977 van de Poel ..... D14/92
- D. 247,851 5/1978 Müller ..... D14/52
- D. 248,300 6/1978 Hirasawa et al. .... D14/58
- D. 251,296 3/1979 Haas ..... D14/58
- D. 255,032 5/1980 Maddock ..... D14/92

- D. 269,780 7/1983 Doodson ..... D14/92
- D. 274,060 5/1984 Bennet ..... D14/52
- D. 274,518 7/1984 Doodson ..... D14/56

**FOREIGN PATENT DOCUMENTS**

2305488 8/1974 Fed. Rep. of Germany ... 179/100 L

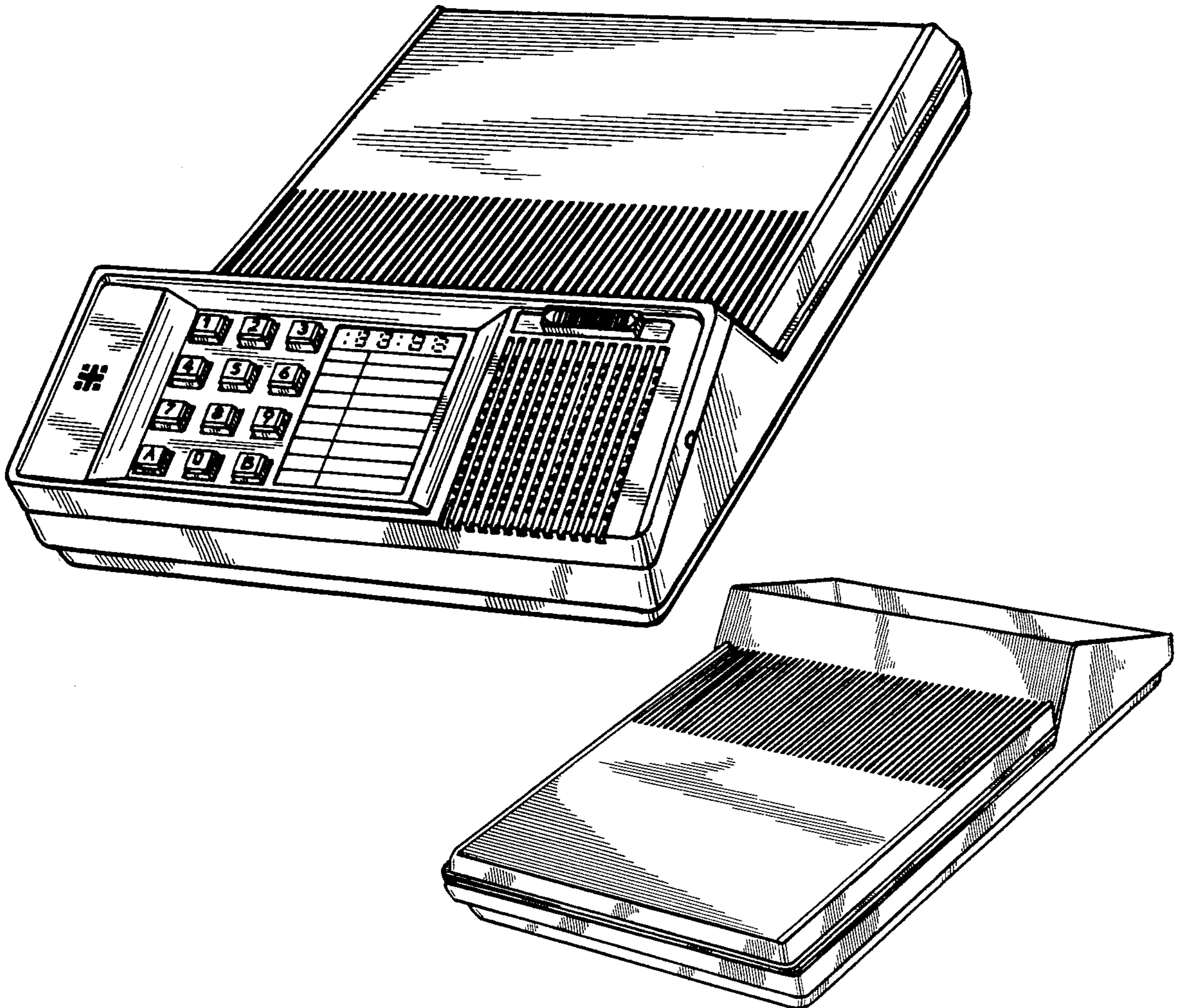
*Primary Examiner*—A. Hugo Word  
*Assistant Examiner*—Horace B. Fay  
*Attorney, Agent, or Firm*—Roberts, Spieccens & Cohen

[57] **CLAIM**

The ornamental design for a combined intercom and telephone key base, as shown and described.

**DESCRIPTION**

FIG. 1 is a front and side perspective view from above of a combined intercom and telephone key base showing my new design;  
 FIG. 2 is a rear perspective view from above and to one side of the intercom when removed from the telephone key base;  
 FIG. 3 is a front elevational view of the key base with the intercom removed;  
 FIG. 4 is a perspective view of the key base taken from the rear, above and to one side; and  
 FIG. 5 is a side elevational view of the key base, and with the opposite side view being a mirror image thereof.






FIG. 1






FIG. 2




FIG. 3

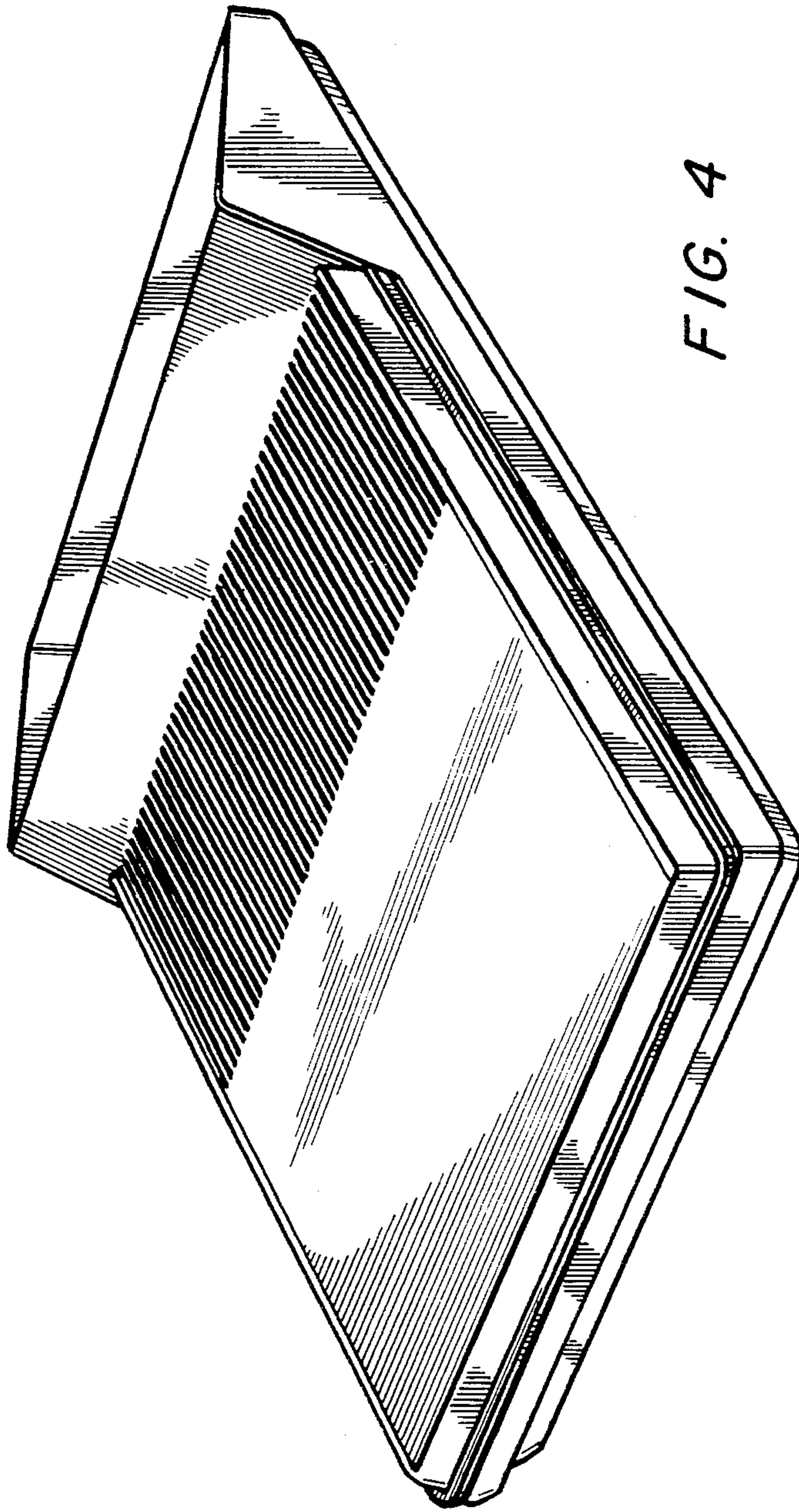


FIG. 4

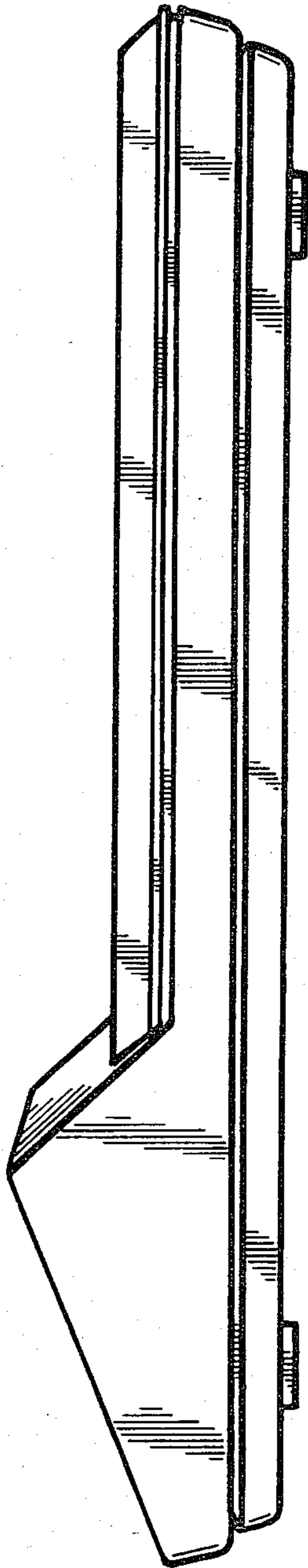


FIG. 5