

[54] **COMBINED INTERCOM AND STAND THEREFOR**

[75] **Inventor: Gyeorgy Vajdaffy, Tyreso, Sweden**

[73] **Assignee: Telefonaktiebolaget LM Ericsson, Stockholm, Sweden**

[**] **Term: 14 Years**

[21] **Appl. No.: 362,075**

[22] **Filed: Mar. 26, 1982**

[30] **Foreign Application Priority Data**

Oct. 2, 1981 [SE] Sweden 81-2175

[52] **U.S. Cl.** **D14/58; D14/52; D14/92**

[58] **Field of Search** **D14/4, 52, 59, 58, 60, D14/62, 65, 92; 179/179, 100 L, 100 D; D25/16; D6/128**

[56] **References Cited**

U.S. PATENT DOCUMENTS

D. 185,798	8/1959	Loge	D14/92
D. 199,490	11/1964	Burlin	D14/58
D. 199,677	12/1964	McHingly	D14/92
D. 203,679	2/1966	Burlin	D14/4
D. 220,698	5/1971	Kapper	D14/52
D. 224,409	7/1972	Janda	D14/58
D. 232,226	7/1979	Bee et al.	D14/52
D. 236,356	8/1966	Henshaw et al.	D14/58
D. 243,536	3/1977	van de Poel	D14/92
D. 247,851	5/1978	Müller	D14/52
D. 248,300	6/1978	Hiesasawa et al.	D14/58
D. 251,296	3/1979	Haas	D14/58
D. 255,032	5/1980	Maddock	D14/92

D. 259,933	7/1981	Foggia et al.	D14/58
D. 263,047	2/1982	Trussler	D14/58
D. 264,715	1/1982	Trussler	D14/58
D. 269,780	7/1983	Doodson	D14/92
D. 274,060	5/1984	Bennet	D14/52
D. 274,518	7/1984	Doodson	D14/56

FOREIGN PATENT DOCUMENTS

2305488 8/1974 Fed. Rep. of Germany ... 179/100 L

Primary Examiner—A. Hugo Word

Assistant Examiner—Horace B. Fay

Attorney, Agent, or Firm—Roberts, Spieccens & Cohen

[57] **CLAIM**

The ornamental design for combined intercom and stand therefor, as shown and described.

DESCRIPTION

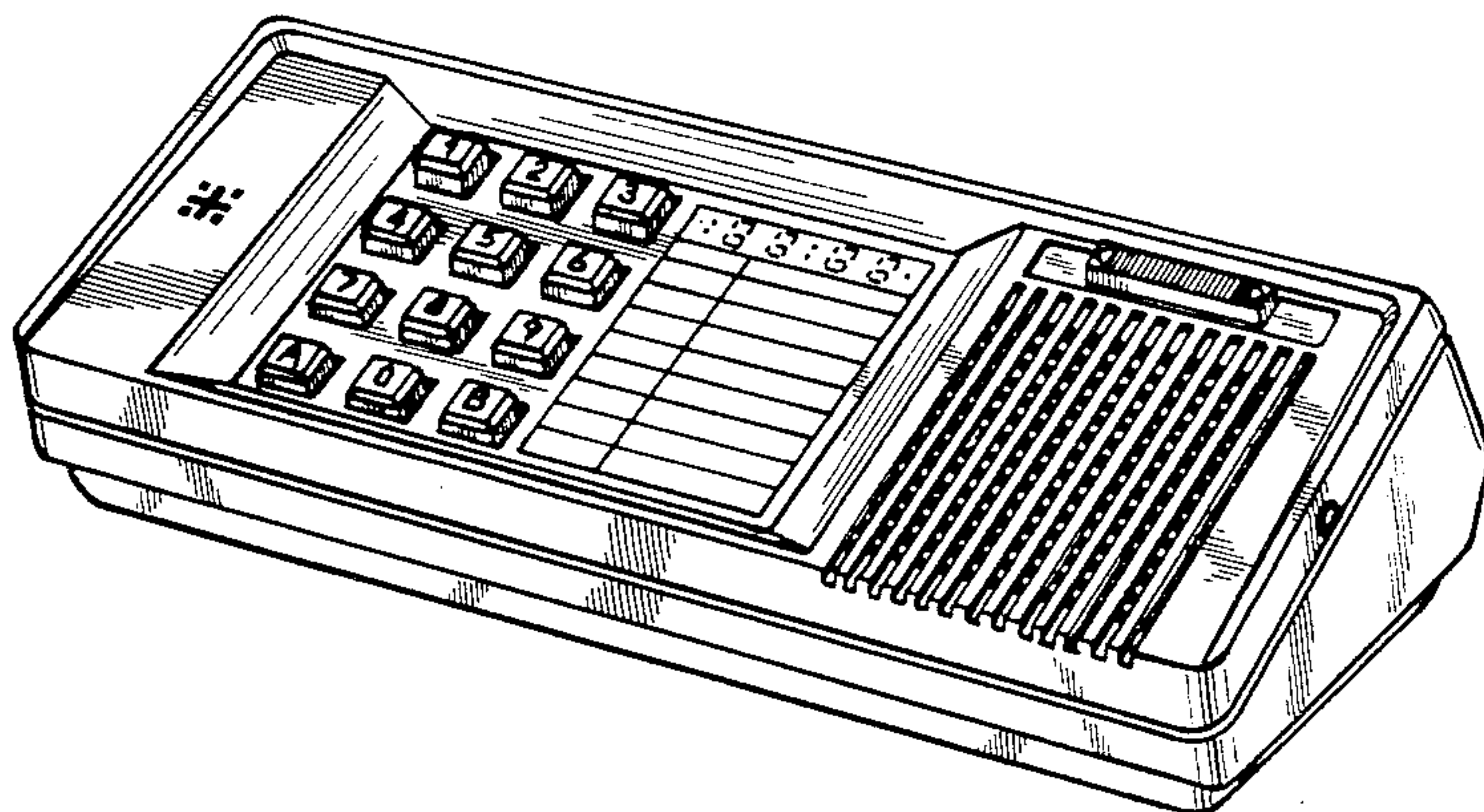
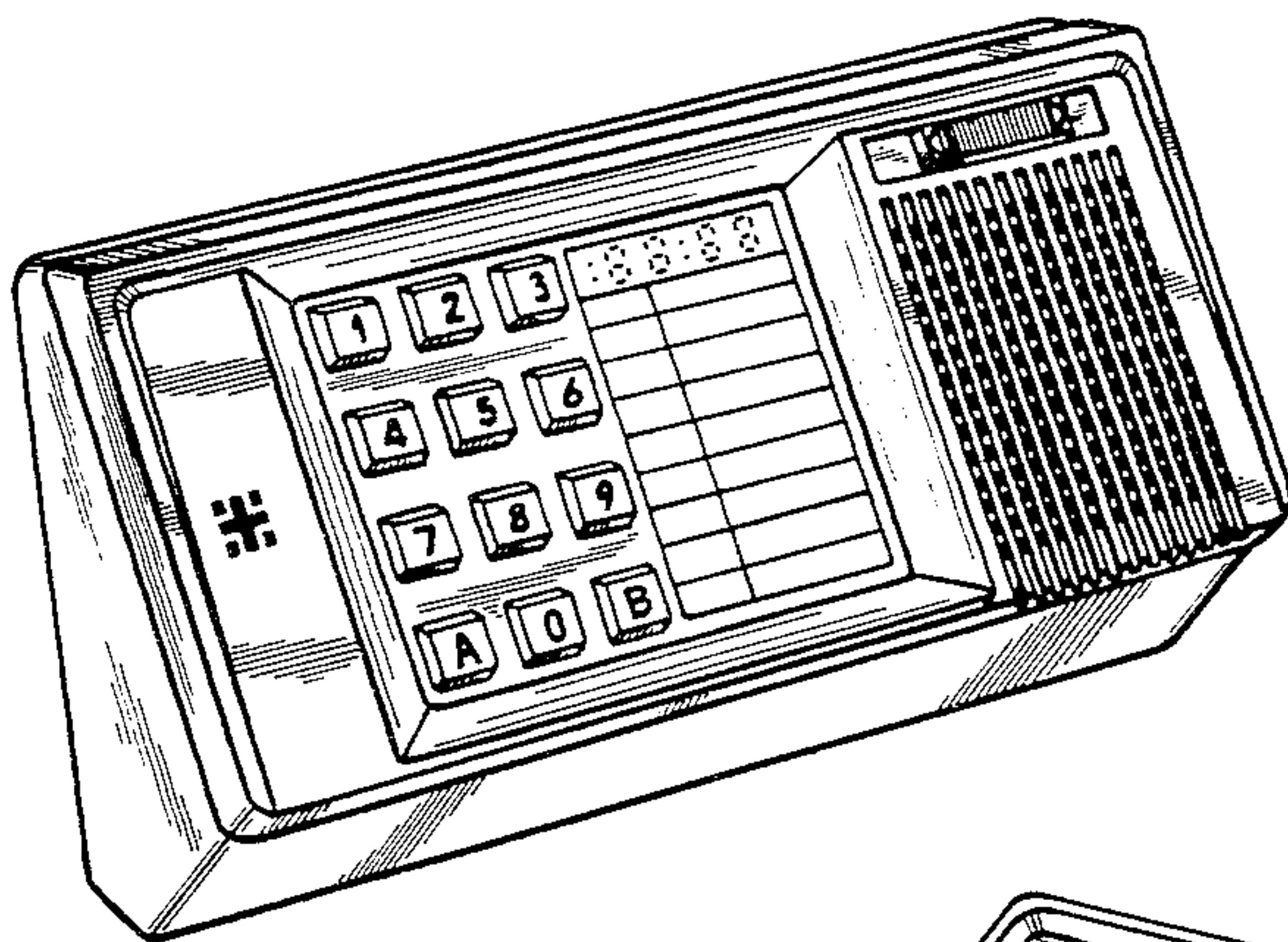
FIG. 1 is a front and side perspective view of a combined intercom and stand therefor resting upon an edge of the stand;

FIG. 2 is also a perspective front view from above and to the opposite side of the intercom as shown in FIG. 1, and now disposed in the stand which has been turned 180° from its FIG. 1 location to rest flat upon its broad back opposite to the intercom front as shown in FIG. 1; FIG. 3 is a front and side perspective view of the stand as shown in FIG. 2 with the intercom removed;

FIG. 4 is a rear and side view from above of the stand as shown in FIG. 2 with the intercom removed;

FIG. 5 is a front perspective view from above of the stand as shown in FIG. 3; and

FIG. 6 is a side elevational view of the stand as shown in FIG. 3, and with the side opposite being a mirror image thereof.






FIG. 1

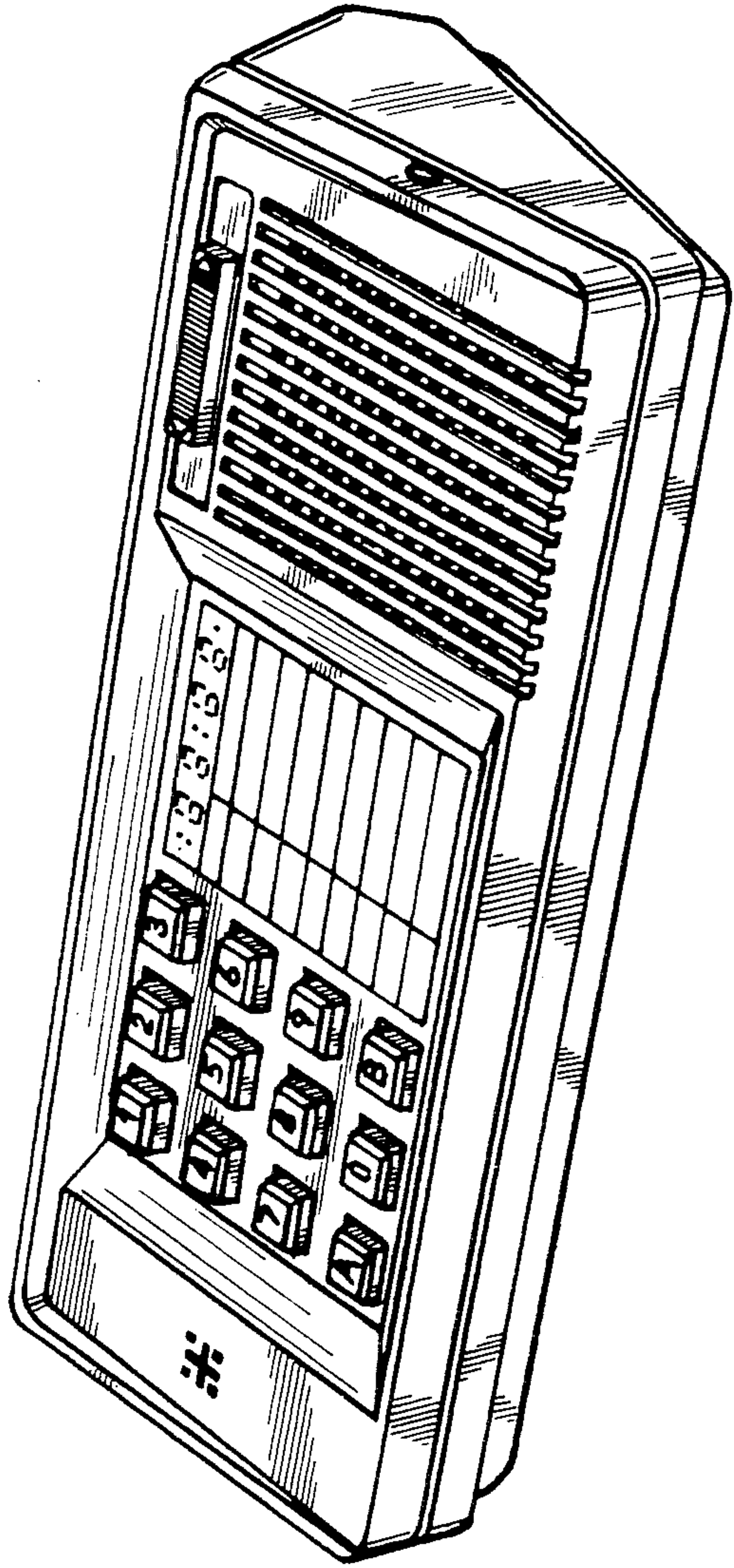


FIG. 2

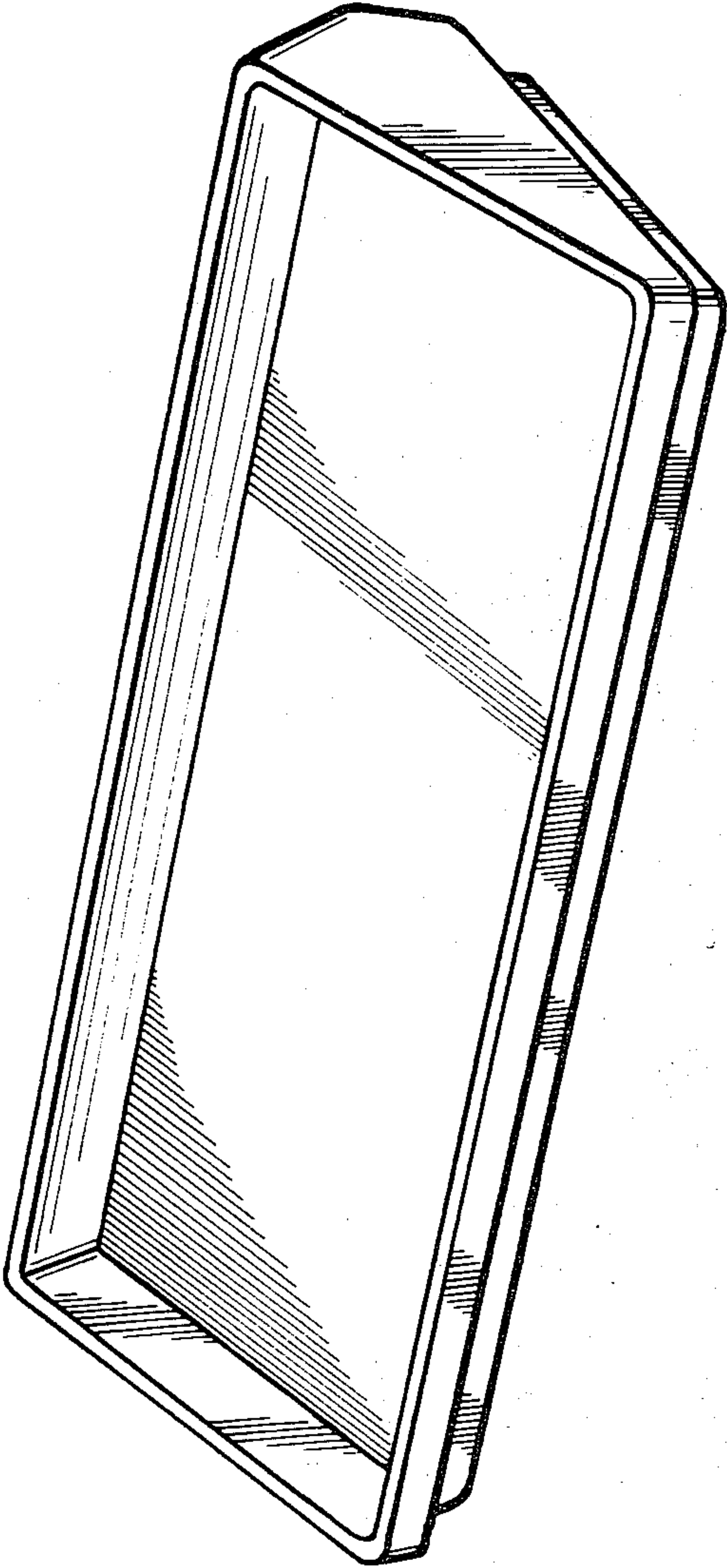


FIG. 3

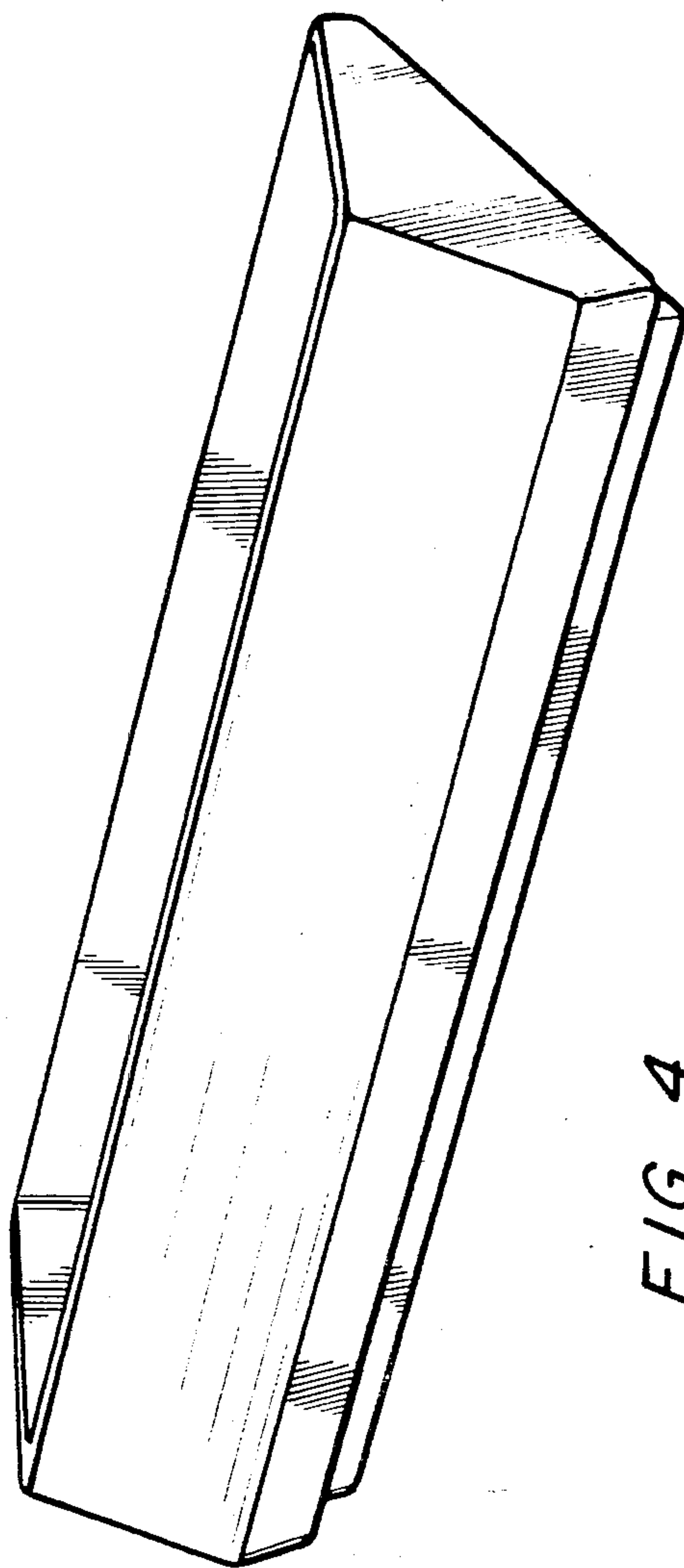


FIG. 4




FIG. 5

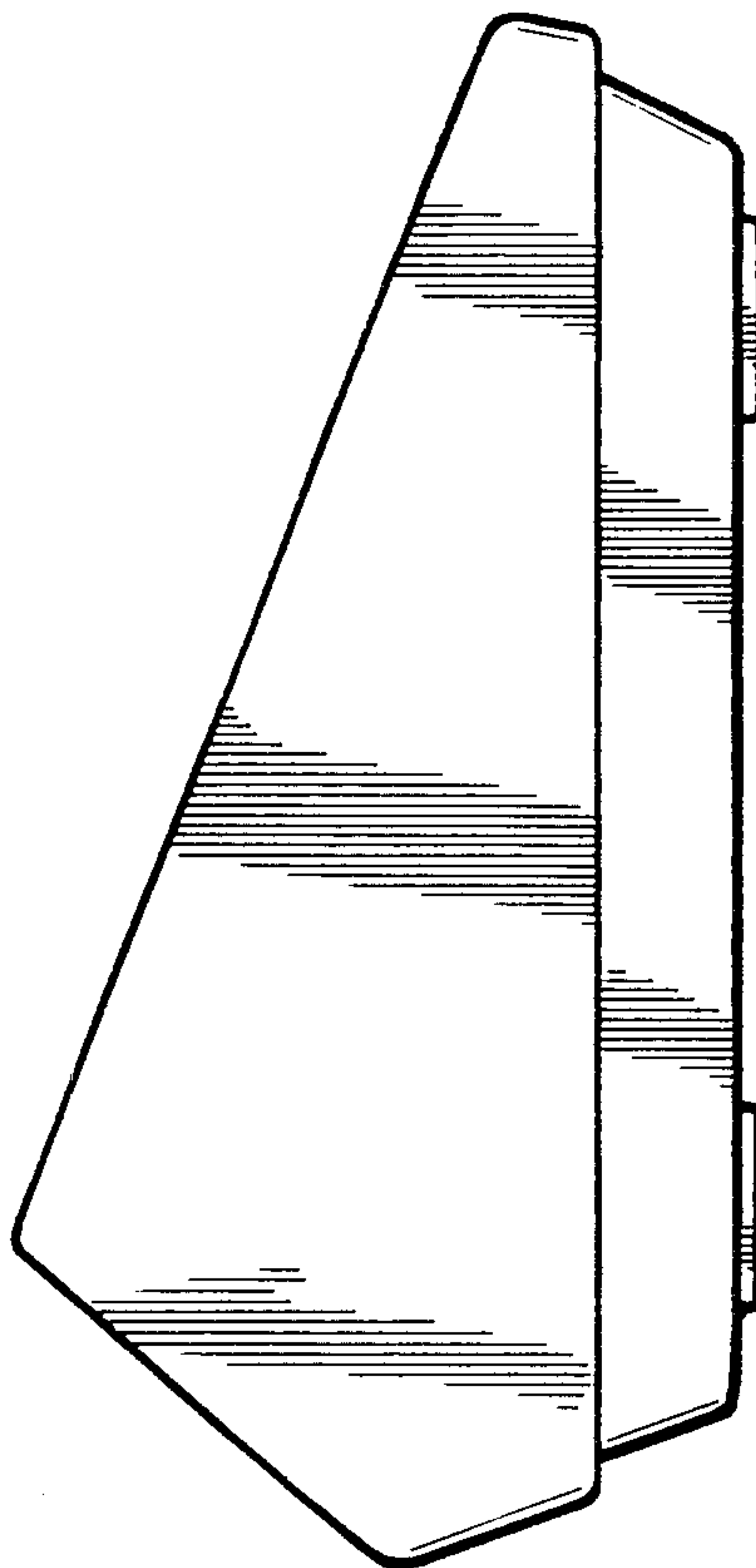


FIG. 6