

# United States Patent [19]

Marshall

[11] Patent Number: **Des. 278,052**

[45] Date of Patent: **\*\* Mar. 19, 1985**

[54] TELEPHONE

[75] Inventor: **Eric J. Marshall**, London, United Kingdom

[73] Assignee: **The Marshall Telephone Corporation Limited**, Kent, England

[\*\*] Term: **14 Years**

[21] Appl. No.: **327,562**

[22] Filed: **Dec. 4, 1981**

[30] **Foreign Application Priority Data**

Jun. 4, 1981 [GB] United Kingdom ..... 1000805

[52] U.S. Cl. .... **D14/53; D14/64; D14/65**

[58] Field of Search ..... D14/53, 63, 64; 179/103, 100 D, 100 R, 178, 179

[56] **References Cited**

**U.S. PATENT DOCUMENTS**

- D. 251,005 2/1979 Breger ..... D14/53
- D. 254,435 3/1980 Ferron ..... D14/53
- D. 256,121 7/1980 Konto ..... D14/53

- D. 267,178 12/1982 Mona ..... D14/63
- 3,064,081 11/1962 Tjeder ..... D14/57 X
- 3,659,050 4/1972 Carlsson et al. .... 179/103
- 4,251,696 2/1981 MacKenzie ..... 179/103

**OTHER PUBLICATIONS**

Grandcom Inc. Catalog, p. 5, Ericofon(Sweeden).

*Primary Examiner*—Wallace R. Burke

*Assistant Examiner*—Horace B. Fay

*Attorney, Agent, or Firm*—William A. Drucker

[57] **CLAIM**

The ornamental design for a telephone, as shown and described.

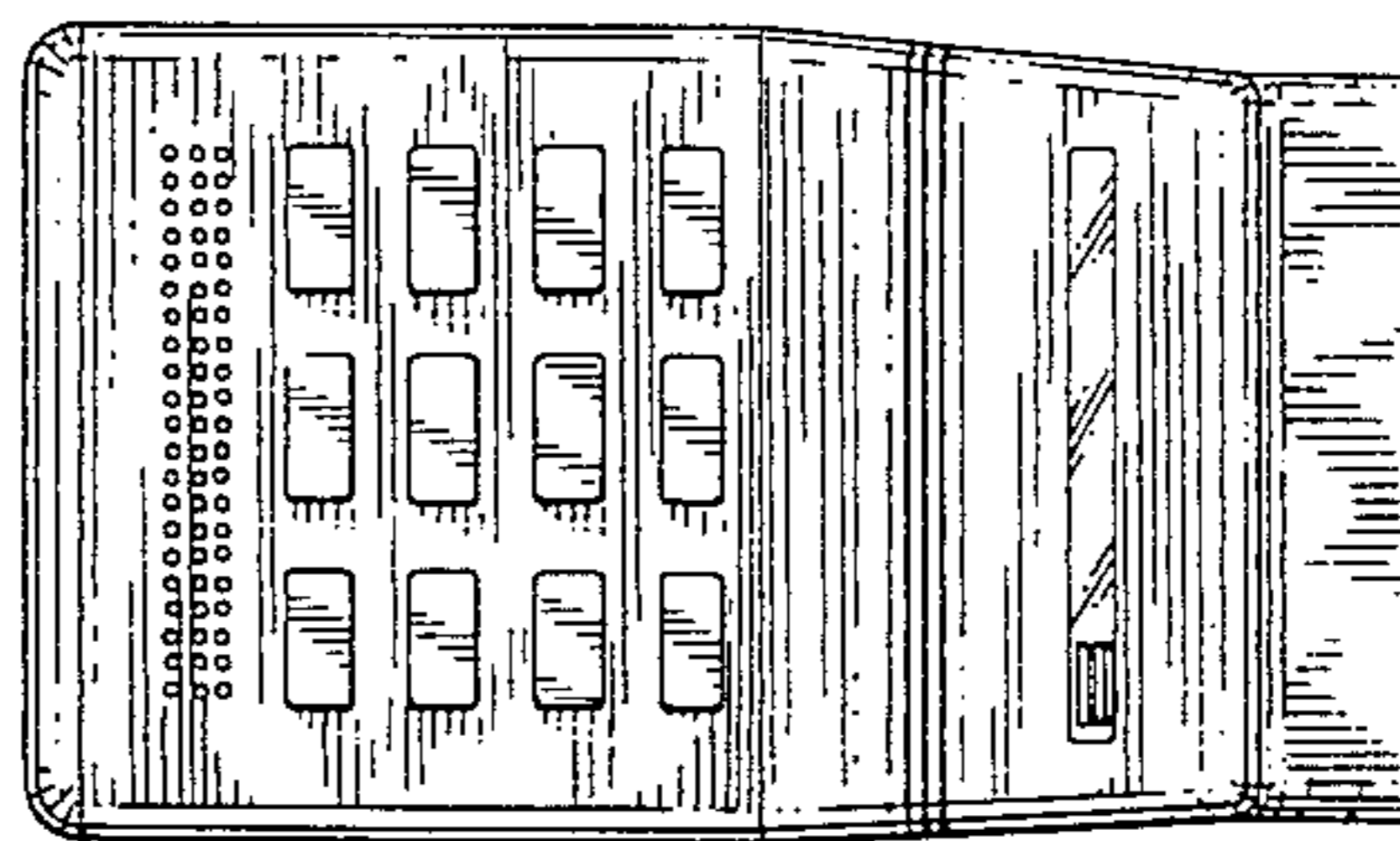

**DESCRIPTION**

FIG. 1 is a front view of a telephone showing my new design;

FIG. 2 is a side view of the telephone of FIG. 1 (the other side view corresponds); and

FIG. 3 is a plan view of the design shown in FIG. 1 and taken from almost directly above and to the left of the design as shown in FIG. 2;

FIG. 4 is a rear elevational view of the design taken from the right hand side of FIG. 2.






FIG. 1




FIG. 4.

FIG. 2

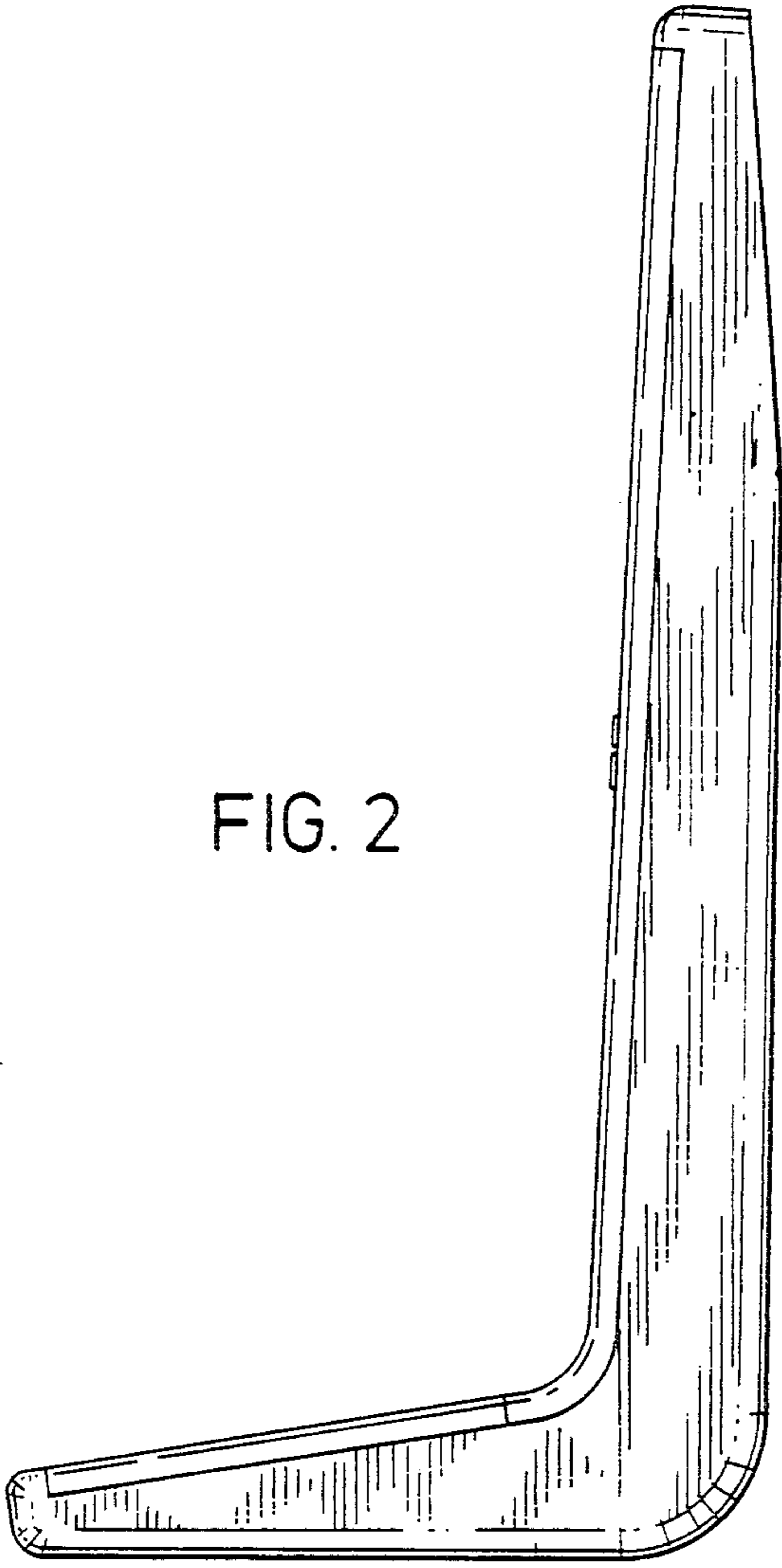


FIG. 3

