

[54] **ELECTRONIC TESTER OR THE LIKE**

3,517,662 6/1970 Finch ..... 340/525 X

[75] **Inventor: Frank M. Clarke, North Babylon, N.Y.**

[73] **Assignee: TII Electronics, Inc., Copiague, N.Y.**

[\*\*] **Term: 14 Years**

[21] **Appl. No.: 436,000**

[22] **Filed: Oct. 22, 1982**

[52] **U.S. Cl. .... D10/75; D10/46**

[58] **Field of Search ..... D10/46, 75, 78, 102, D10/103, 81; 324/102, 103, 156; 340/538, 815.12, 815.13, 815.14, 524, 525**

[56] **References Cited**

**U.S. PATENT DOCUMENTS**

D. 267,554	1/1983	Swinstead .....	D10/75
D. 273,370	4/1984	Eicert .....	D10/75
3,469,251	9/1969	Beilfuss .....	340/525 X

**OTHER PUBLICATIONS**

Heatkit Christmas Cat. 1979-#847-p. 59-Digital Tester at right-center.

*Primary Examiner*—Nelson C. Holtje  
*Attorney, Agent, or Firm*—Leonard W. Suroff

[57] **CLAIM**

The ornamental design for an electronic tester or the like, substantially as shown and described.

**DESCRIPTION**

FIG. 1 is a front perspective view of an electronic tester or the like showing my new design;  
FIG. 2 is a top elevational view thereof;  
FIG. 3 is a front elevational view thereof;  
FIG. 4 is a right side elevational view thereof, the left side being a mirror image thereto;  
FIG. 5 is a rear elevational view thereof; and  
FIG. 6 is a bottom elevational view thereof.




FIG. 1


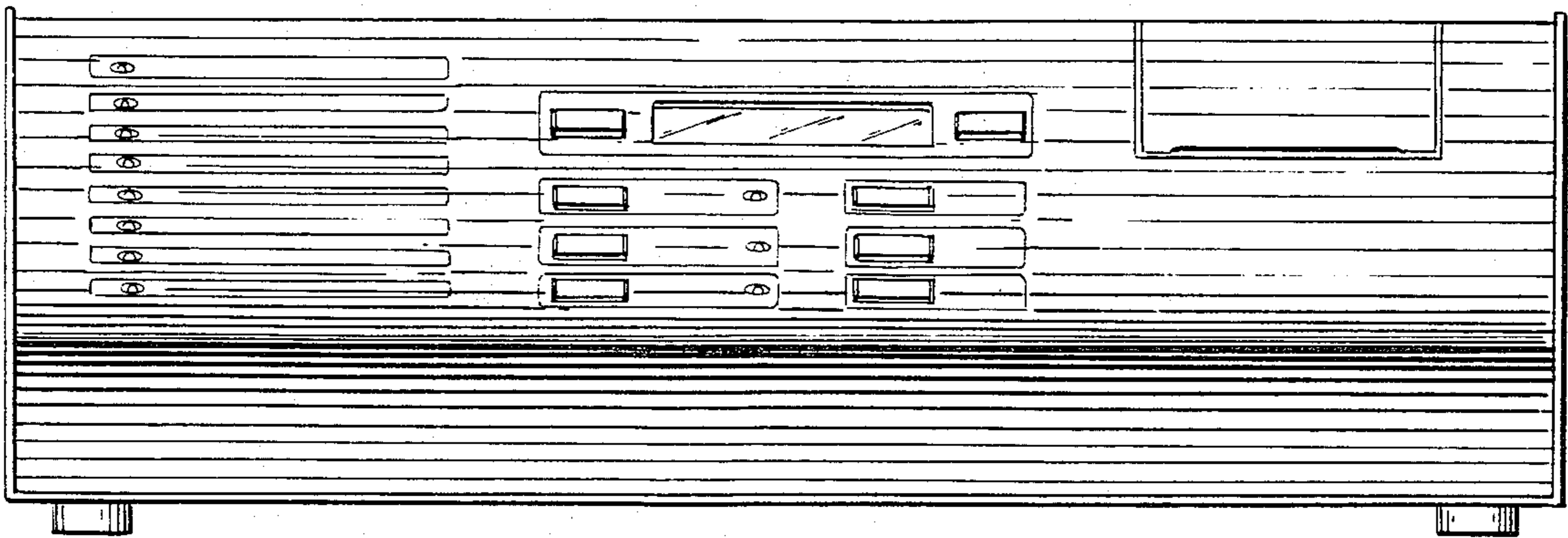


FIG. 3



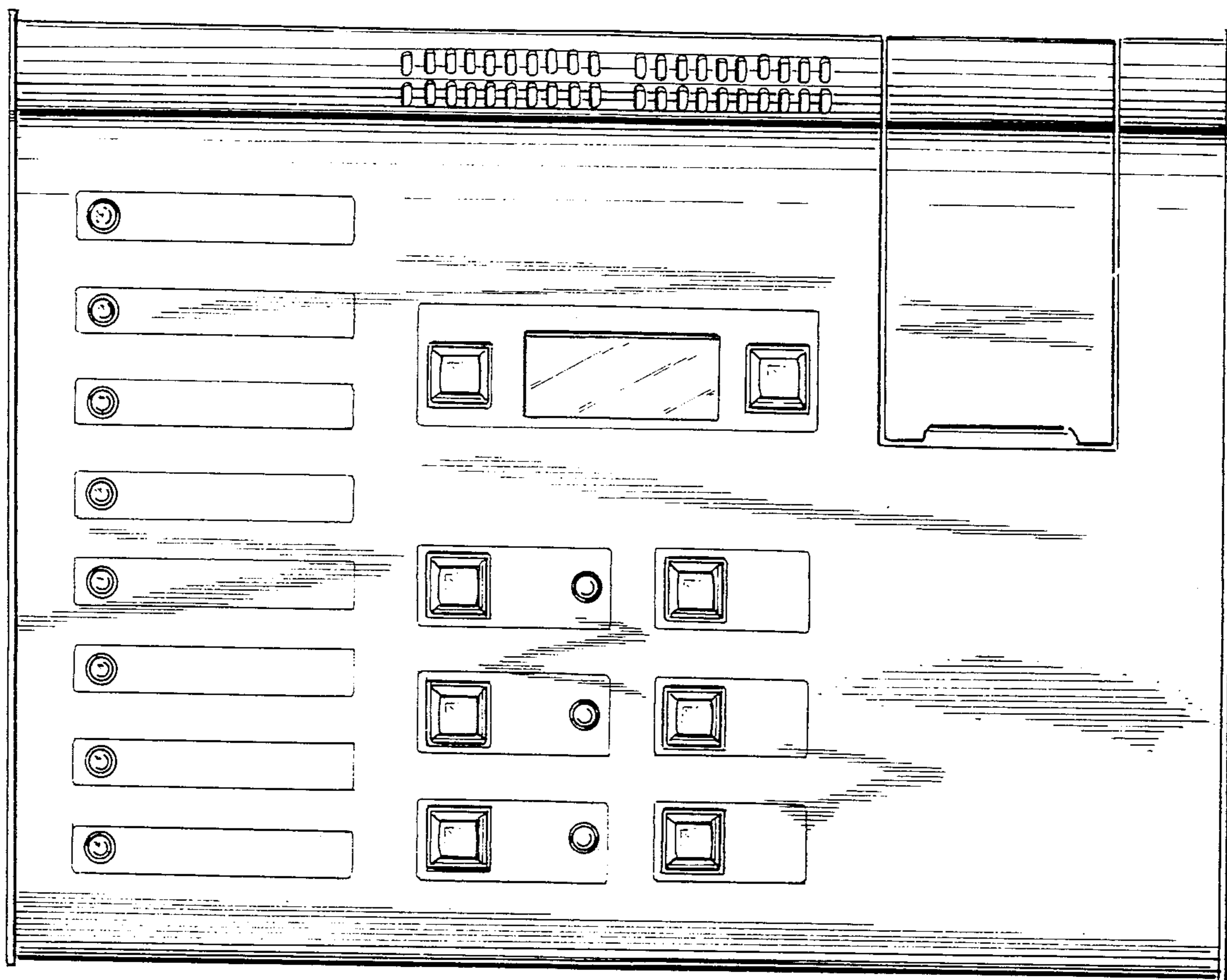


FIG. 2

FIG. 4

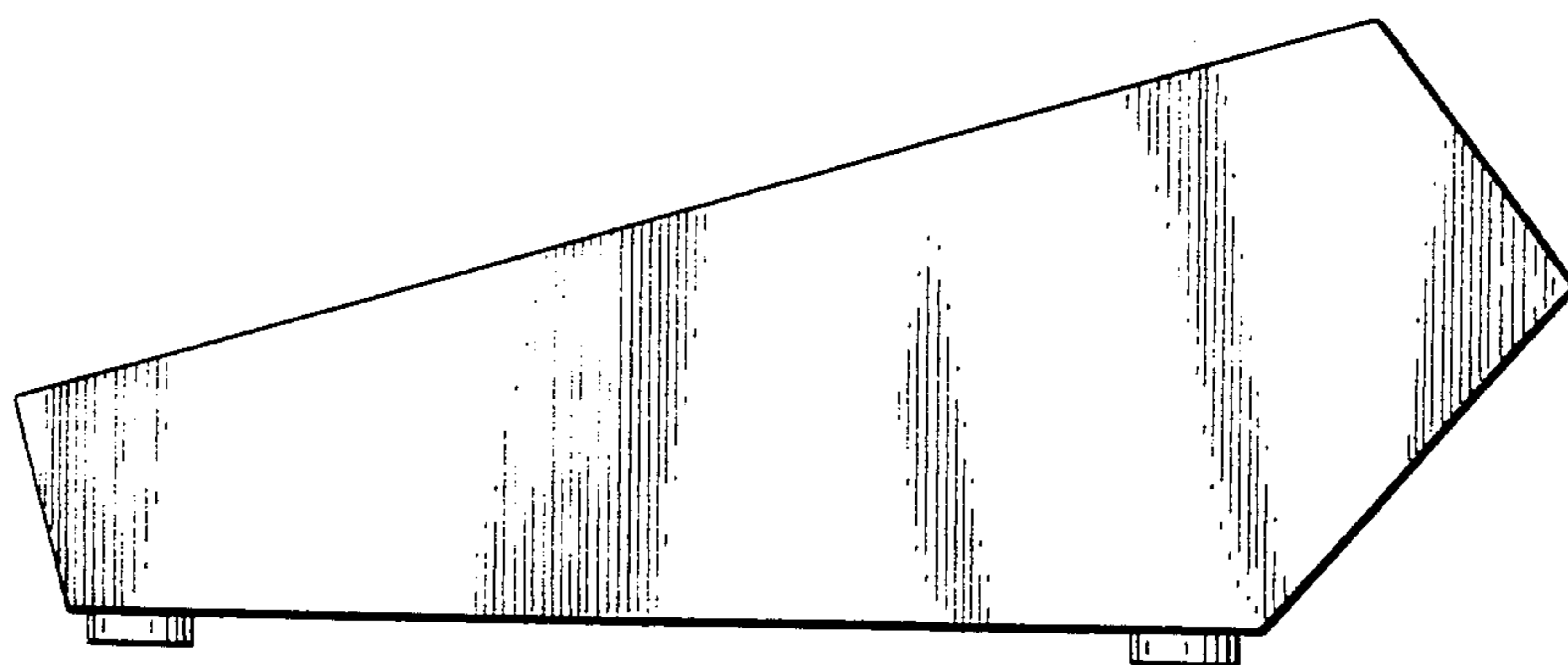


FIG. 5

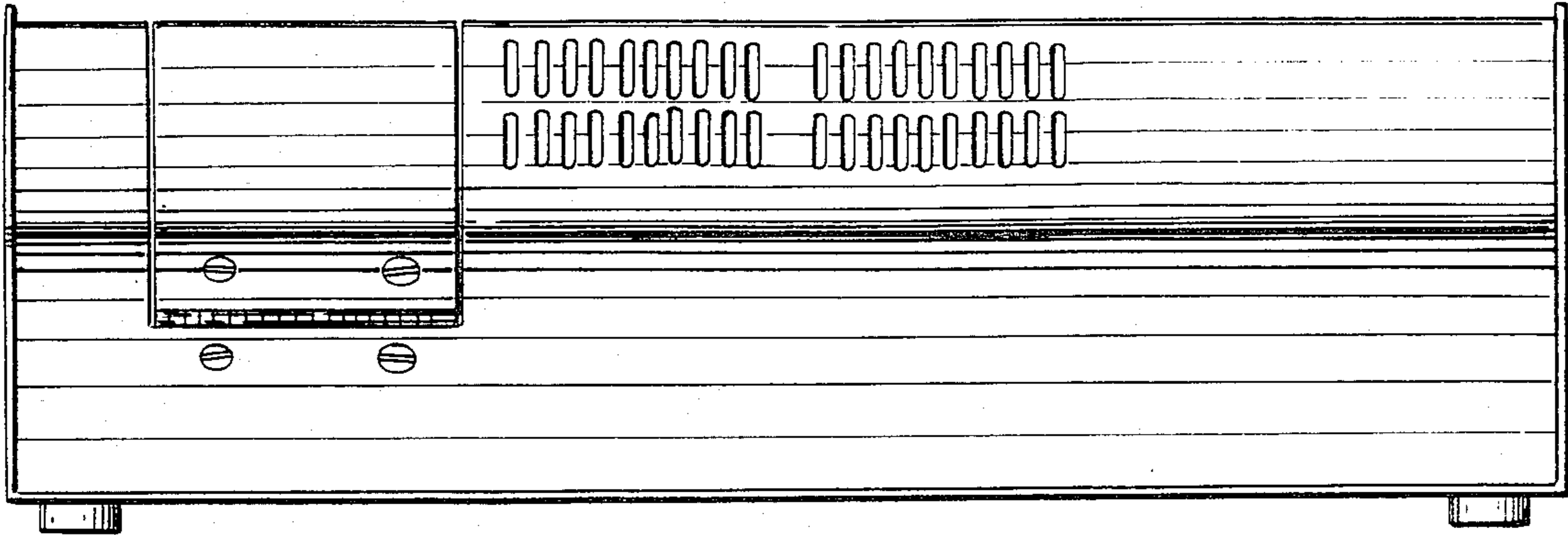


FIG. 6

