

[54] POCKET WATCH

[75] Inventor: Tsuyoshi Onodera, Tokyo, Japan

[73] Assignee: Seiko Instruments & Electronics Ltd., Tokyo, Japan

[**] Term: 14 Years

[21] Appl. No.: 421,521

[22] Filed: Sep. 22, 1982

[30] Foreign Application Priority Data

Mar. 29, 1982 [JP] Japan 57/12993

[52] U.S. Cl. D10/30

[58] Field of Search D10/30, 37, 39, 122-126; 368/228, 285, 82, 85

[56] References Cited

U.S. PATENT DOCUMENTS

- D. 64,309 3/1924 Fahys D10/37 X
- D. 66,995 4/1925 Wadsworth et al. D10/37
- D. 73,323 8/1927 Kislinger D10/30
- D. 159,306 7/1950 Warren D10/39
- D. 235,741 7/1975 Friedman D10/15 X

OTHER PUBLICATIONS

Jeweler's Circular Keystone, 3/76, p. 78, item Pocket Watch.

Jeweler's Circular Keystone, 8/79, p. 20, item Pocket Watch.

Primary Examiner—Bernard Ansher

Assistant Examiner—Terry Pfeffer

[57] CLAIM

The ornamental design for a pocket watch, substantially as shown and described.

DESCRIPTION

FIG. 1 is a front elevation of a pocket watch showing my new design;

FIG. 2 is a rear elevation thereof;

FIG. 3 is an elevation from one end thereof;

FIG. 4 is an elevation from the other end thereof;

FIG. 5 is a right side elevation thereof;

FIG. 6 is a left side elevation thereof;

FIG. 7 is a front view thereof in use; and

FIG. 8 is a perspective view thereof showing the state that the cover is opened.




FIG. 1




FIG. 5




FIG. 6



FIG. 2




FIG. 3

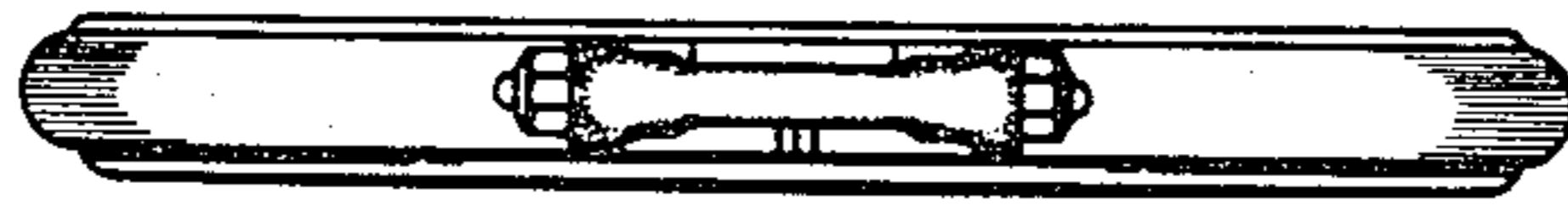


FIG. 4



FIG. 7




FIG. 8

