

[54] CONNECTING ELEMENT FOR STRUT MEMBERS OR THE LIKE

[76] Inventor: Gregg R. Fleishman, 6071 Hargis St., Los Angeles, Calif. 90034

[**] Term: 14 Years

[21] Appl. No.: 421,359

[22] Filed: Sep. 16, 1982

[52] U.S. Cl. D8/354; D21/108

[58] Field of Search D21/108, 59, 104; 46/16, 17, 21, 23, 30, 31, 26, 24, 25; 52/253, 273, 275, 276, 277, 283, 285, 289, DIG. 10; D8/349, 354, 372, 373, 382, 383, 384

[56] References Cited

U.S. PATENT DOCUMENTS

- D. 236,222 8/1975 McAllister et al. D21/108
- D. 236,223 8/1975 McAllister et al. D21/108
- D. 257,221 10/1980 Piesner D8/354

2,172,796	9/1939	Krasin	52/289
2,467,115	4/1949	Duggan	52/289
2,984,935	5/1961	Beck	D21/108
3,687,500	8/1972	Silvius	52/285
3,690,998	9/1972	Brynjgard	52/DIG. 10

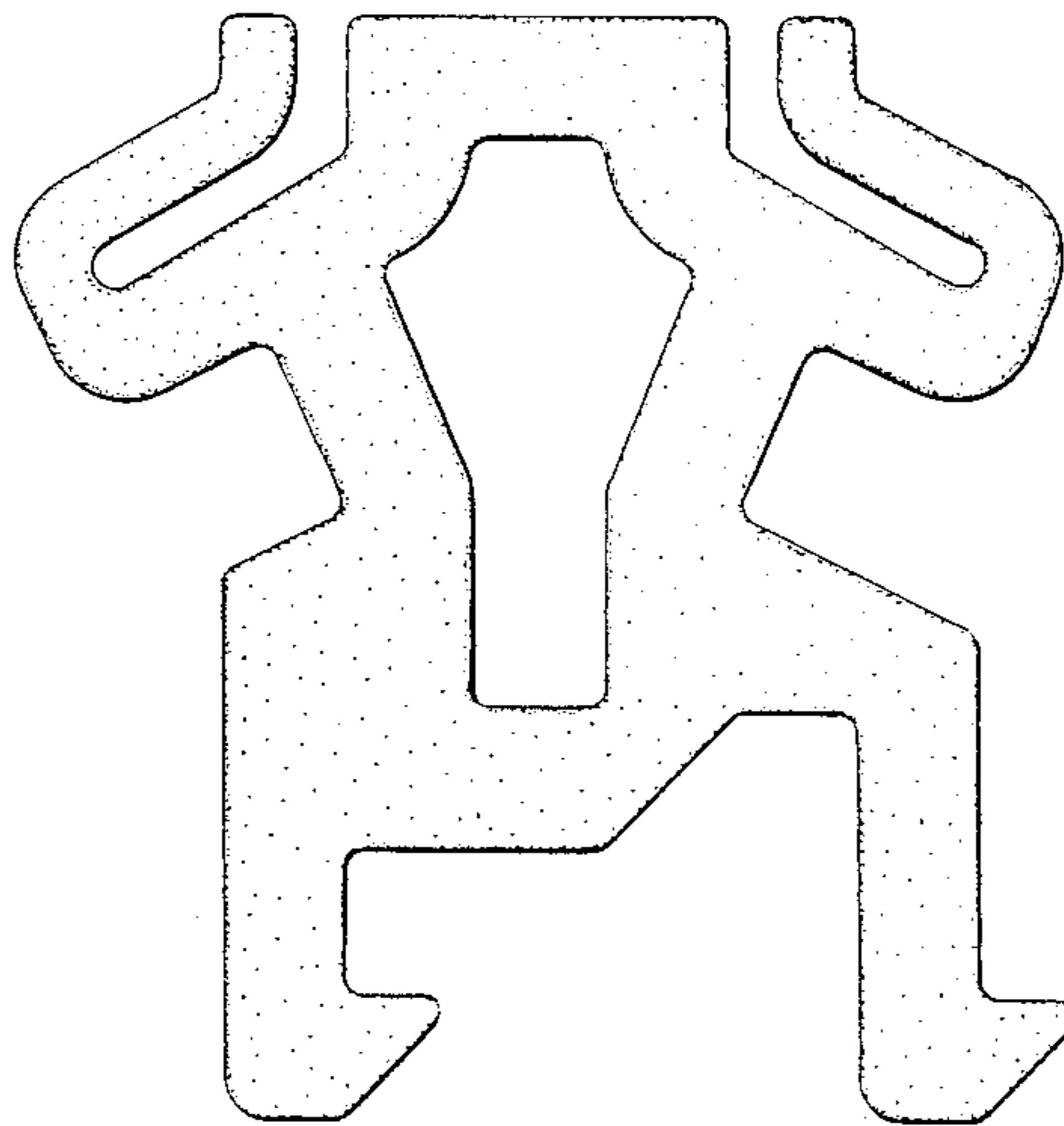
Primary Examiner—Charles A. Rademaker
Attorney, Agent, or Firm—Ralph B. Pastoriza

[57] CLAIM

The ornamental design for a connecting element for strut members or the like, substantially as shown.

DESCRIPTION

FIG. 1 is a front elevational view of a connecting element for strut members or the like showing my new design;
 FIG. 2 is a rear elevational view thereof;
 FIG. 3 is a top plan view thereof;
 FIG. 4 is a bottom plan view thereof;
 FIG. 5 is a left side elevational view thereof; and,
 FIG. 6 is a right side elevational view thereof.



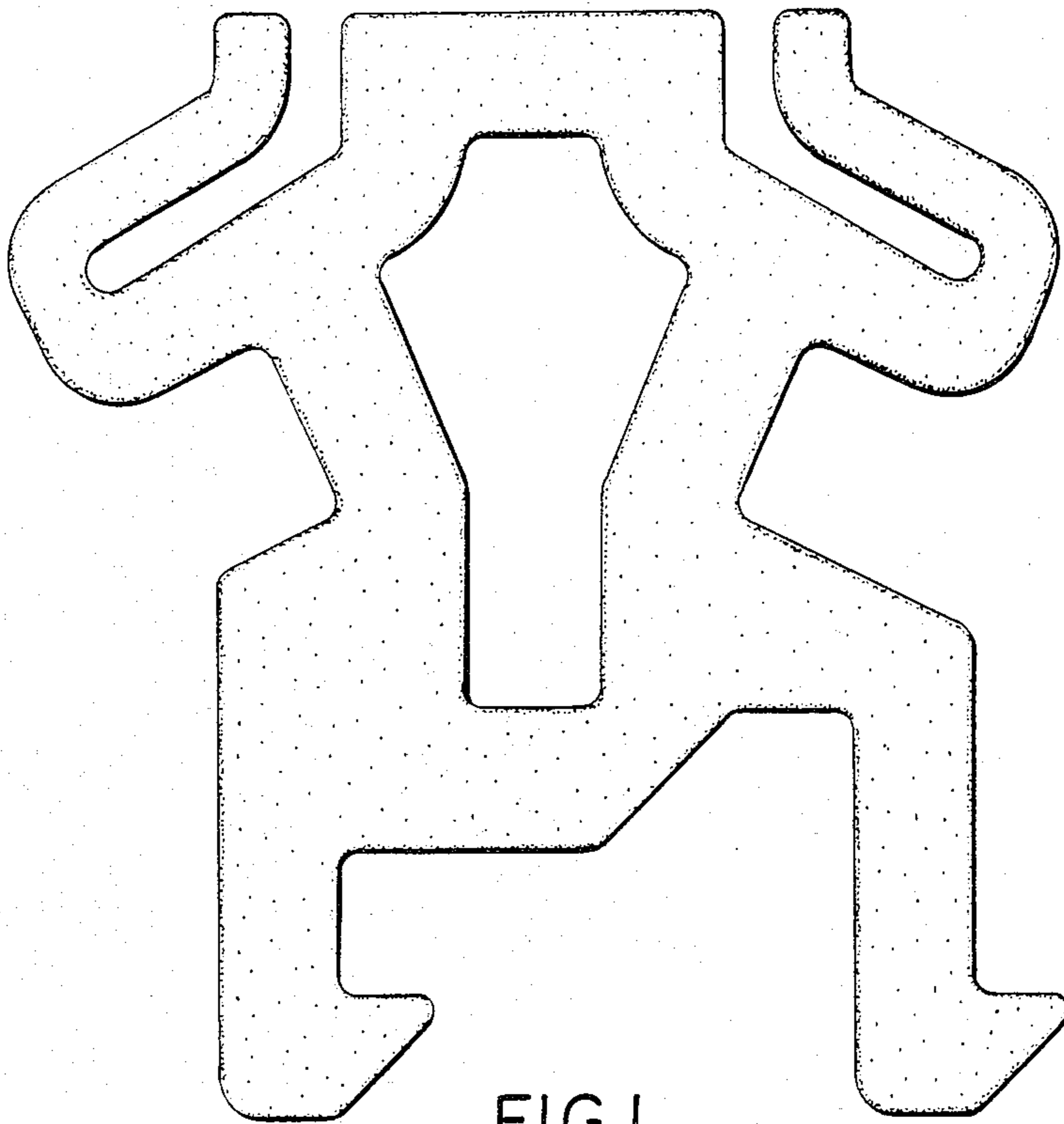


FIG. 1

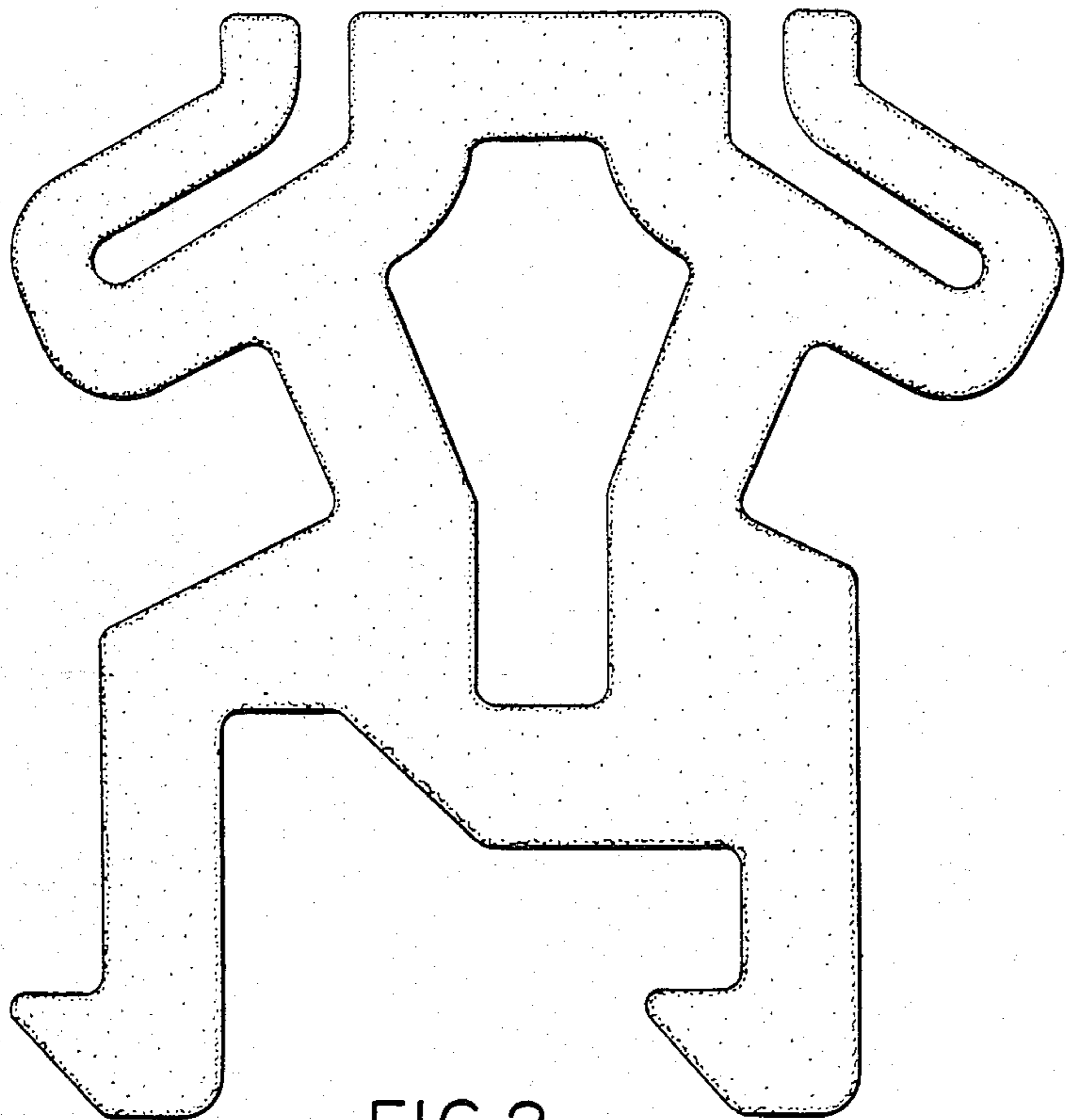


FIG. 2



FIG. 3



FIG. 4



FIG. 5




FIG. 6