

# United States Patent [19]

Fleischer, Jr.

[11] Patent Number: **Des. 278,025**

[45] Date of Patent: **\*\* Mar. 19, 1985**

[54] **PORTABLE PNEUMATIC TOOL HOUSING**

[75] Inventor: **William B. Fleischer, Jr., Ridgefield, Conn.**

[73] Assignee: **Upneumat International, Inc., Ridgefield, Conn.**

[\*\*] Term: **14 Years**

[21] Appl. No.: **413,730**

[22] Filed: **Sep. 1, 1982**

[52] U.S. Cl. .... **D8/61**

[58] Field of Search ..... **D8/59, 60, 61, 68; 173/93, 93.5, 93.6, 163; 81/54, 57, 57.11, 57.13, 57.44, 467, 469, 470, 431, 57.29, 57.39, 58.1**

[56] **References Cited**

**U.S. PATENT DOCUMENTS**

- D. 168,215 11/1952 Doeden ..... D8/61
- D. 214,776 7/1969 Schaedler ..... D8/61

D. 269,938 8/1983 Izumisawa ..... D8/61

**FOREIGN PATENT DOCUMENTS**

- 1370781 10/1974 United Kingdom ..... 81/470
- 491464 2/1976 U.S.S.R. .... 81/57.13

*Primary Examiner*—Susan J. Lucas  
*Assistant Examiner*—Clare E. Heflin  
*Attorney, Agent, or Firm*—George C. Atwell

[57] **CLAIM**

The ornamental design for a portable pneumatic tool housing, as shown and described.

**DESCRIPTION**

FIG. 1 is an isometric view of a portable pneumatic tool housing showing my new design;  
FIG. 2 is a side elevational view thereof, the opposite side being identical;  
FIG. 3 is a bottom plan view thereof;  
FIG. 4 is an end elevational view thereof.

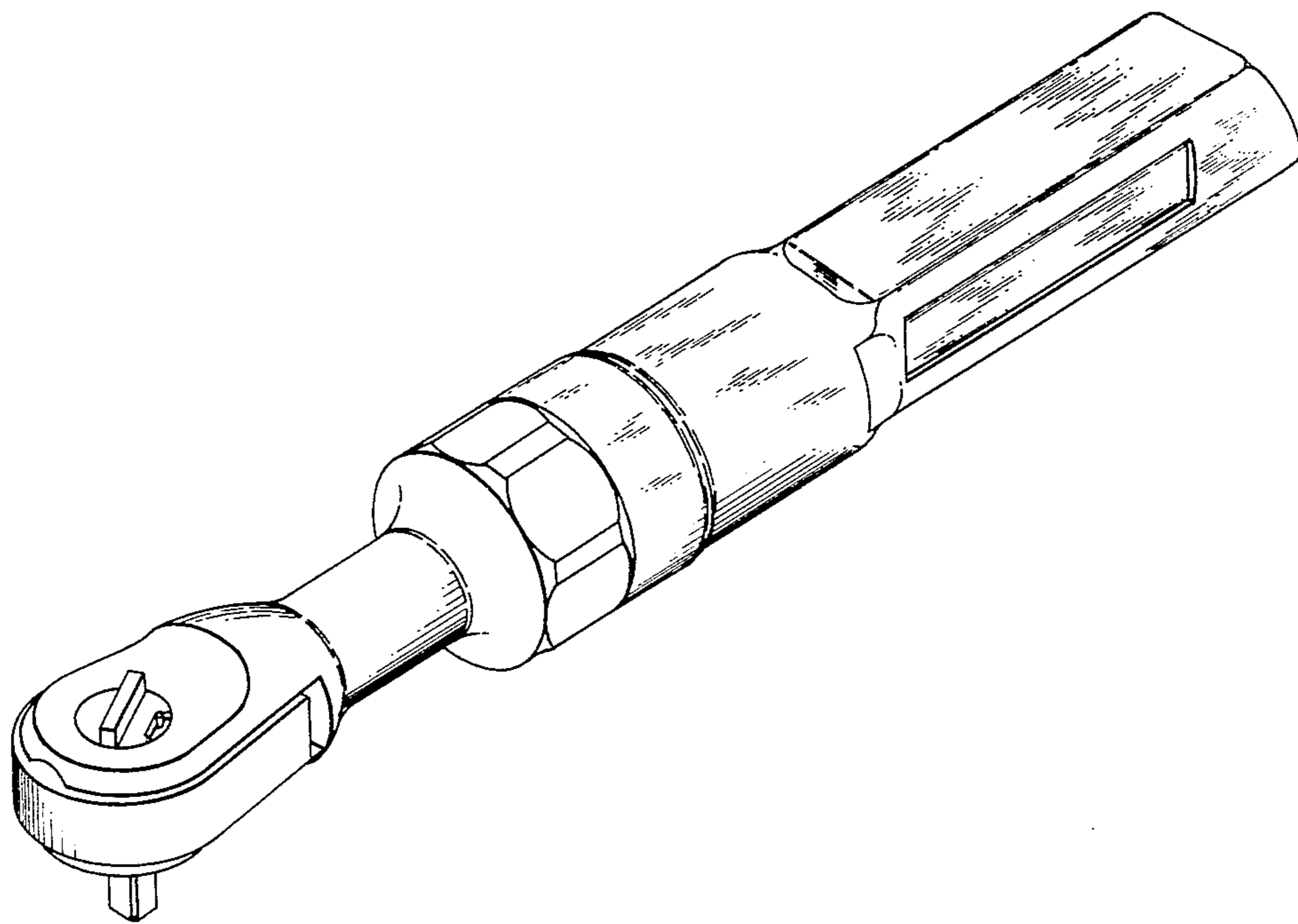


FIG. 1

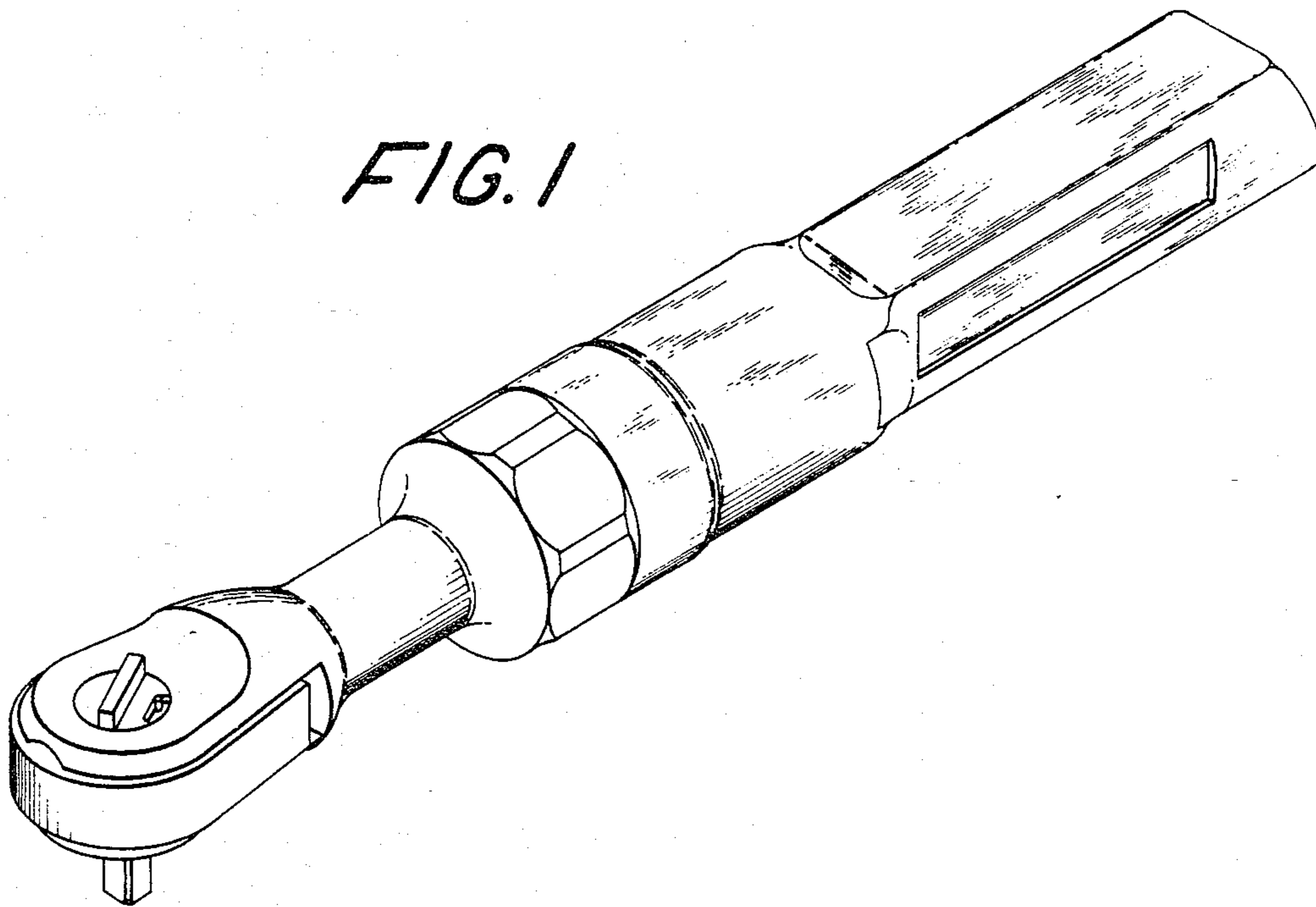


FIG. 2




FIG. 3




FIG. 4

