

[54] **DRINKING VESSEL**

[76] Inventor: **Cheryl L. Myrbo**, 412 Beacon Ave.,
 Saint Paul, Minn. 55104

[**] Term: **14 Years**

[21] Appl. No.: **400,371**

[22] Filed: **Jul. 21, 1982**

[52] U.S. Cl. **D7/9**

[58] Field of Search **D7/9, 10, 6, 15, 3,
 D7/70; D9/349**

[56] **References Cited**

U.S. PATENT DOCUMENTS

D. 48,596	2/1916	Lockett	D7/9
D. 100,560	7/1936	Harrison	D9/349
D. 168,344	12/1952	Goldman	D7/51
D. 250,381	11/1978	Lindell	D7/9
D. 260,966	9/1981	Kretz	D9/34 9
3,008,600	11/1961	Smith	D7/9 X
3,279,638	10/1966	Merry	D7/70
3,927,426	12/1975	Geddes	4/110
4,055,273	10/1977	Jones	220/70
4,303,173	12/1981	Nergard	220/254

OTHER PUBLICATIONS

Retailing Home Furnishings-Hfd., Sep. 29, 1980, p. 34,
Mug Shots, left col. middle panel, Mug shown.
 "Topsy Mug," taken from an Adam York catalog of
 Unique Products Company, 340 Poplar Street, Hano-
 ver, Penna. Item #UA952564B.
 "Motor Mug," taken from a Signatures catalog of 3163
 Redhill Avenue, Costa Mesa, Calif. Item #3-7046-0.
Primary Examiner—Winifred E. Herrmann
Attorney, Agent, or Firm—Kinney & Lange

[57] **CLAIM**

The ornamental design for a drinking vessel, substan-
 tially as shown.

DESCRIPTION

FIG. 1 is a top front perspective view of a drinking
 vessel showing my new design;
 FIG. 2 is a top plan view thereof;
 FIG. 3 is a bottom plan view thereof;
 FIG. 4 is a right side elevational view thereof;
 FIG. 5 is a left side elevational view thereof; and
 FIG. 6 is a rear elevational view thereof.





Fig. 1




Fig. 2

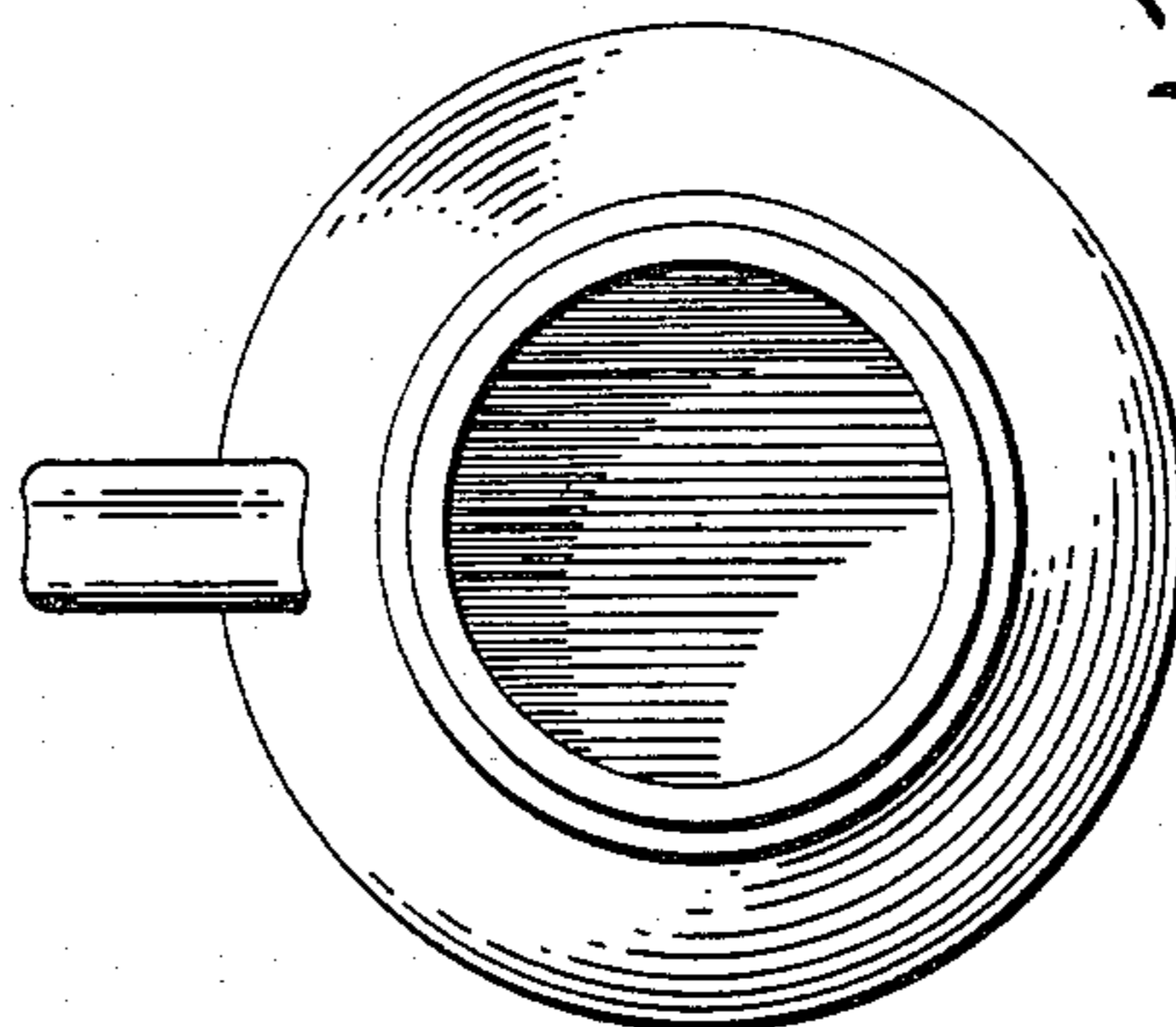


Fig. 3

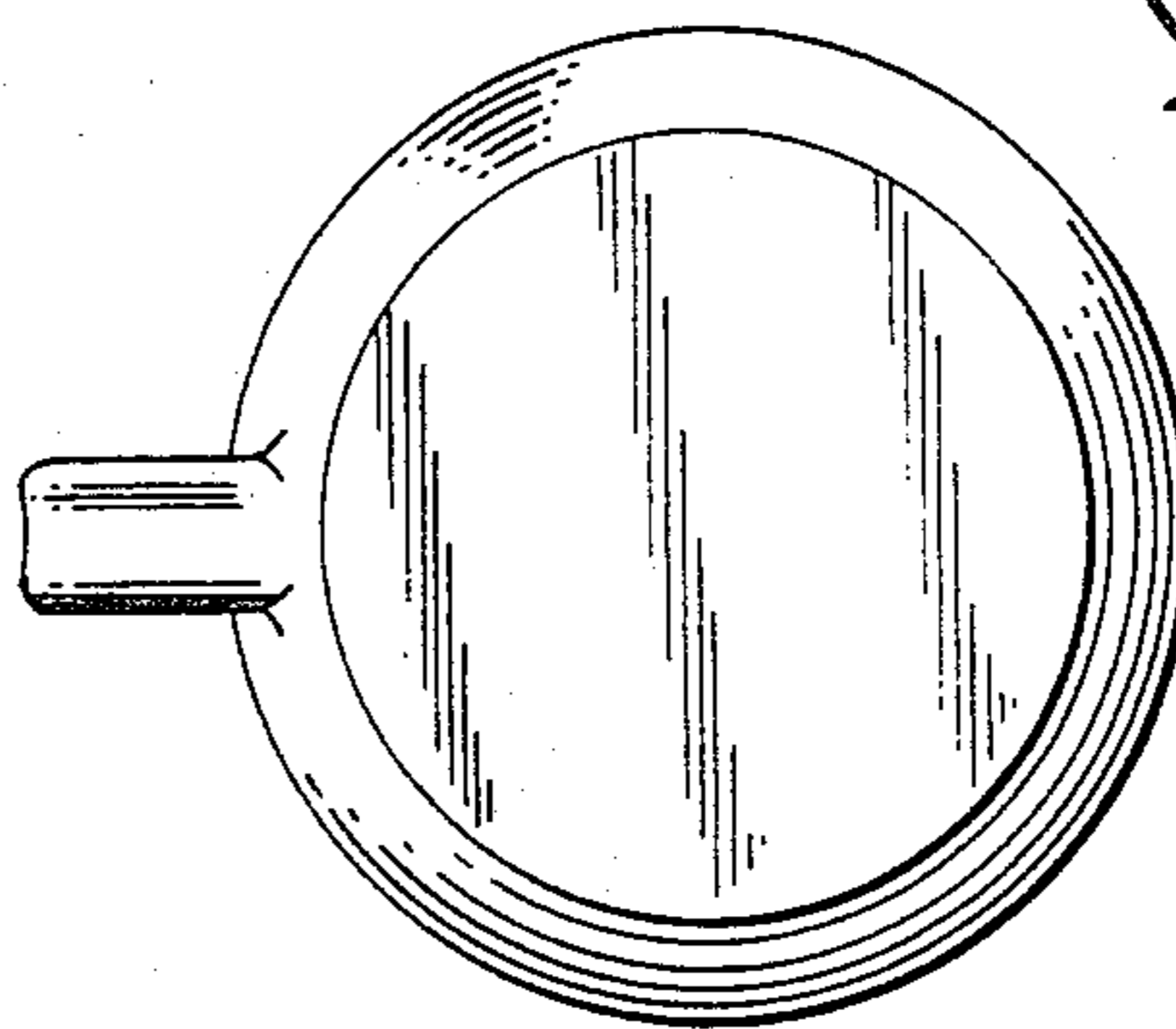


Fig. 4

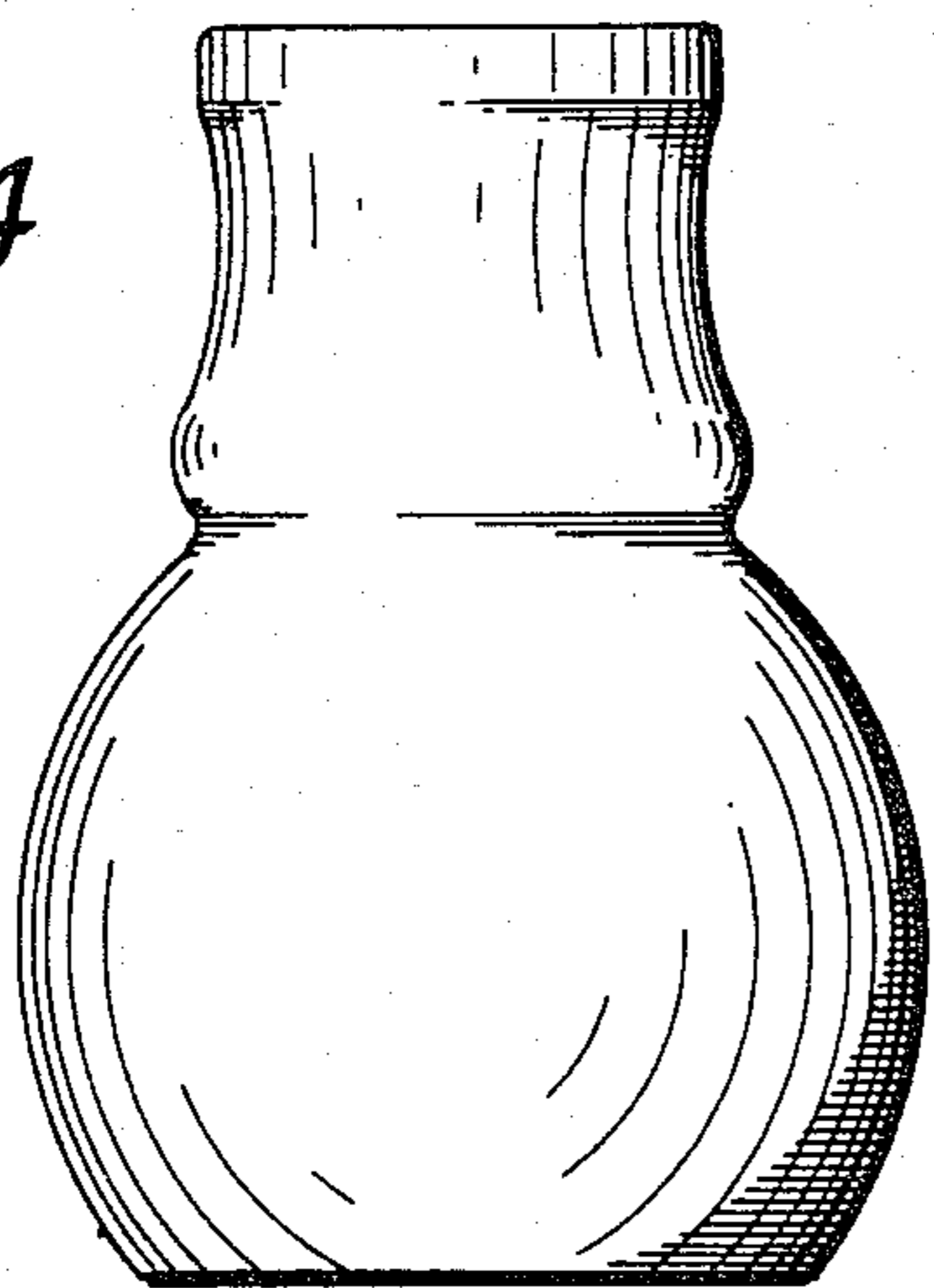


Fig. 6




Fig. 5

