

United States Patent [19]

Ostrander

[11] Patent Number: **Des. 278,010**

[45] Date of Patent: ** **Mar. 19, 1985**

[54] **ACOUSTICAL ENCLOSURE**

4,215,762 8/1980 Cunningham et al. 181/201

[76] Inventor: **Stephen F. Ostrander**, 810 Main St.,
West Newbury, Mass. 01985

[**] Term: **14 Years**

[21] Appl. No.: **392,236**

[22] Filed: **Jun. 25, 1982**

[52] U.S. Cl. **D6/472; D6/433;**
D6/441

[58] Field of Search **D6/150, 167, 168, 172,**
D6/173, 175, 161, 157, 181, 187, 155, 162;
D14/102, 103; 312/194, 195, 196, 114, 117;
181/198, 201

[56] **References Cited**

U.S. PATENT DOCUMENTS

D. 133,524	8/1942	Bargen	D6/181
D. 182,927	5/1958	Rose	D6/187
D. 250,380	11/1978	Verdesca et al.	D6/161 X
D. 251,161	2/1979	Tomalinas, Jr. et al.	D6/162 X
D. 268,069	3/1983	Milstein	D6/173
2,701,618	2/1955	Montgomery	181/201
3,785,452	1/1974	Scott	181/201

OTHER PUBLICATIONS

Interiors Oct. 1976 p. 135; Cabinet by "Craftsmen's Furniture Co.", bottom left on page.

The Office Aug. 1980 p. 120; Sound Enclosure By "Viking" center right on page.

The Office Jan. 1981, p. 91; Acoustical Enclosure by "Hamilton Sorter Co., Inc." top left on page.

Primary Examiner—Carmen H. Vales

Attorney, Agent, or Firm—Hamilton, Brook, Smith and Reynolds

[57] **CLAIM**

The ornamental design for an acoustical enclosure, as shown.

DESCRIPTION


FIG. 1 is a perspective view of an acoustical enclosure showing my new design;

FIG. 2 is a reduced-scale left side elevational view thereof;

FIG. 3 is a front elevational view thereof;

FIG. 4 is a top plan view thereof; and

FIG. 5 is a rear elevational view thereof.






FIG. 1

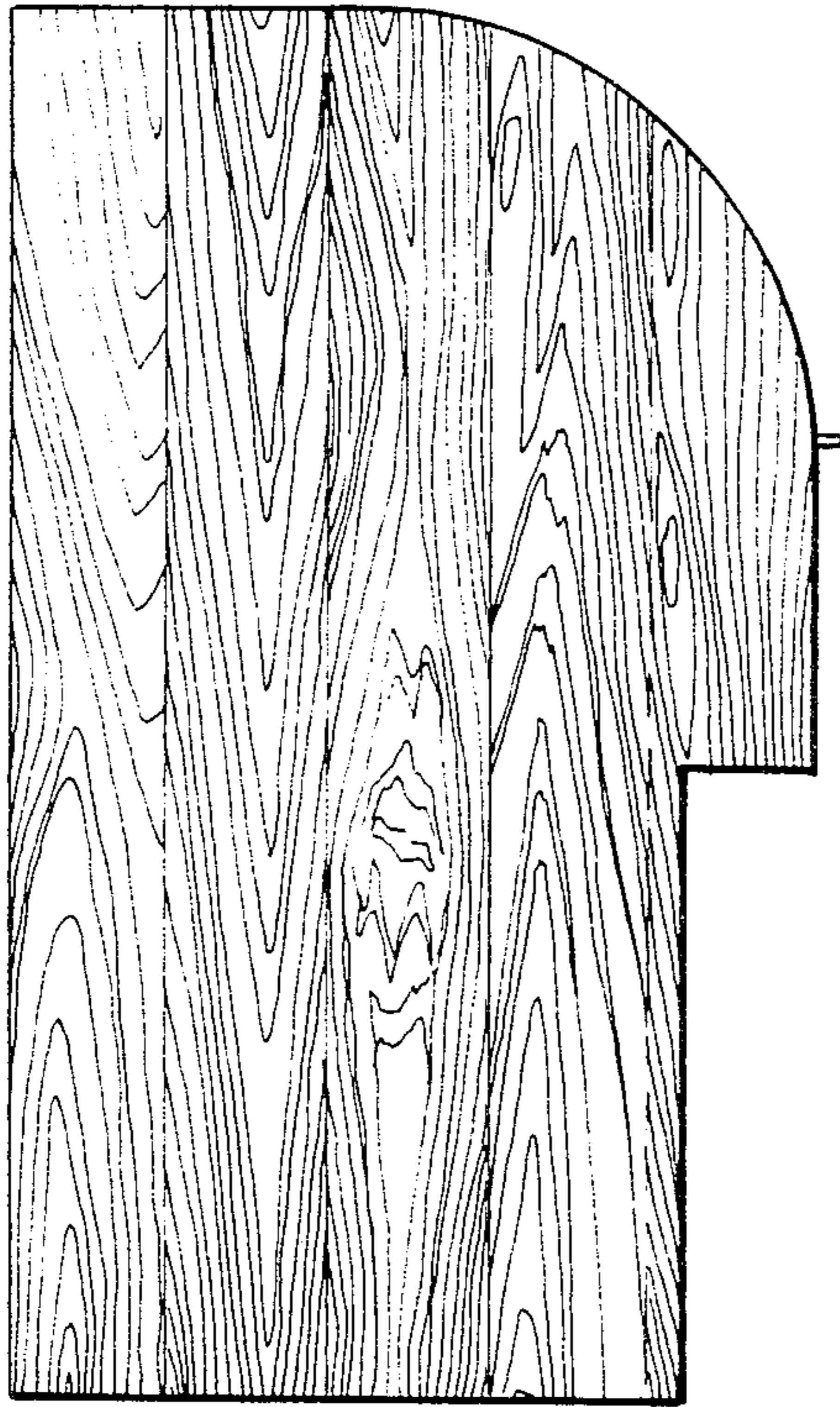


FIG. 2

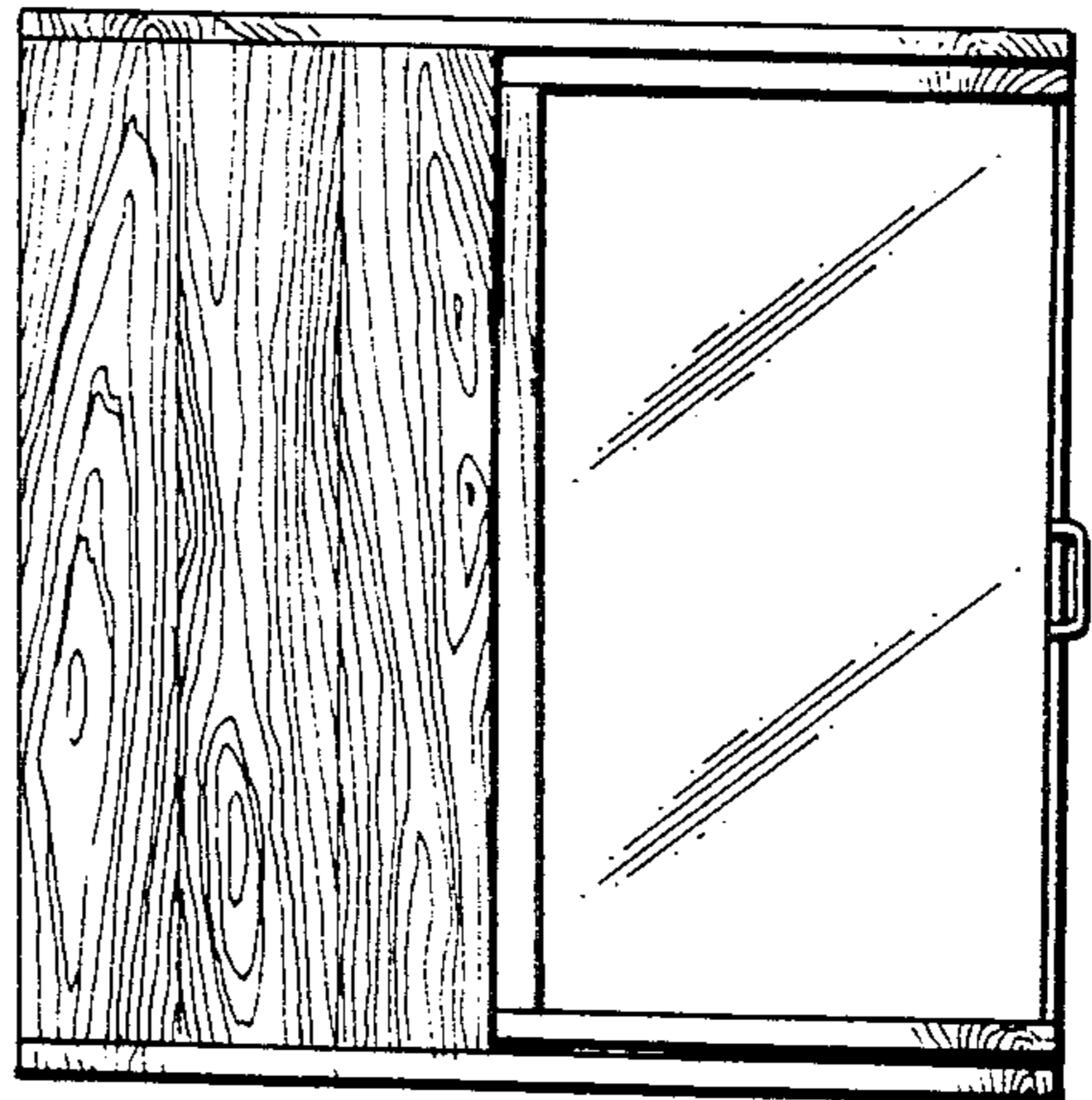


FIG. 4

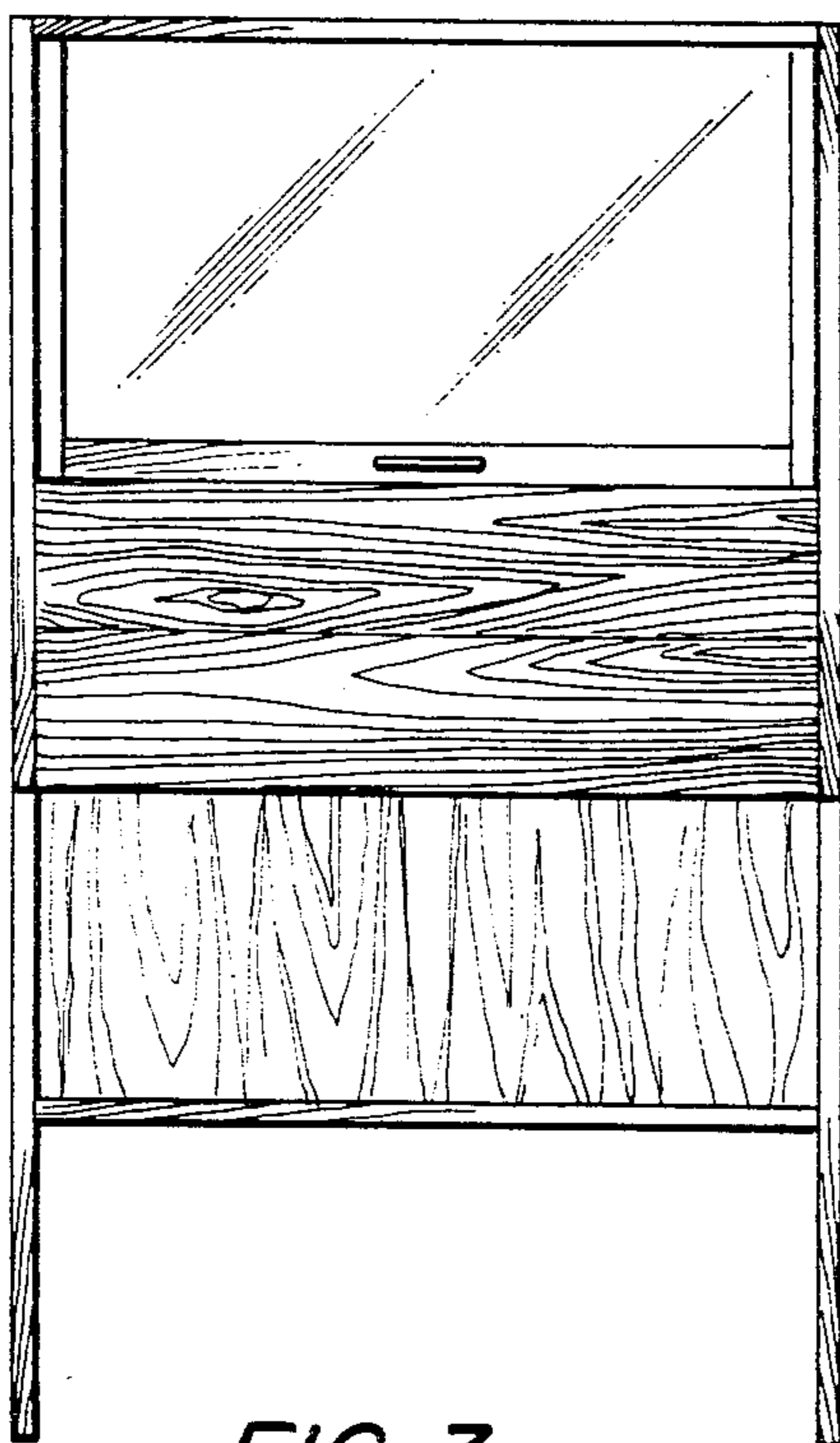


FIG. 3

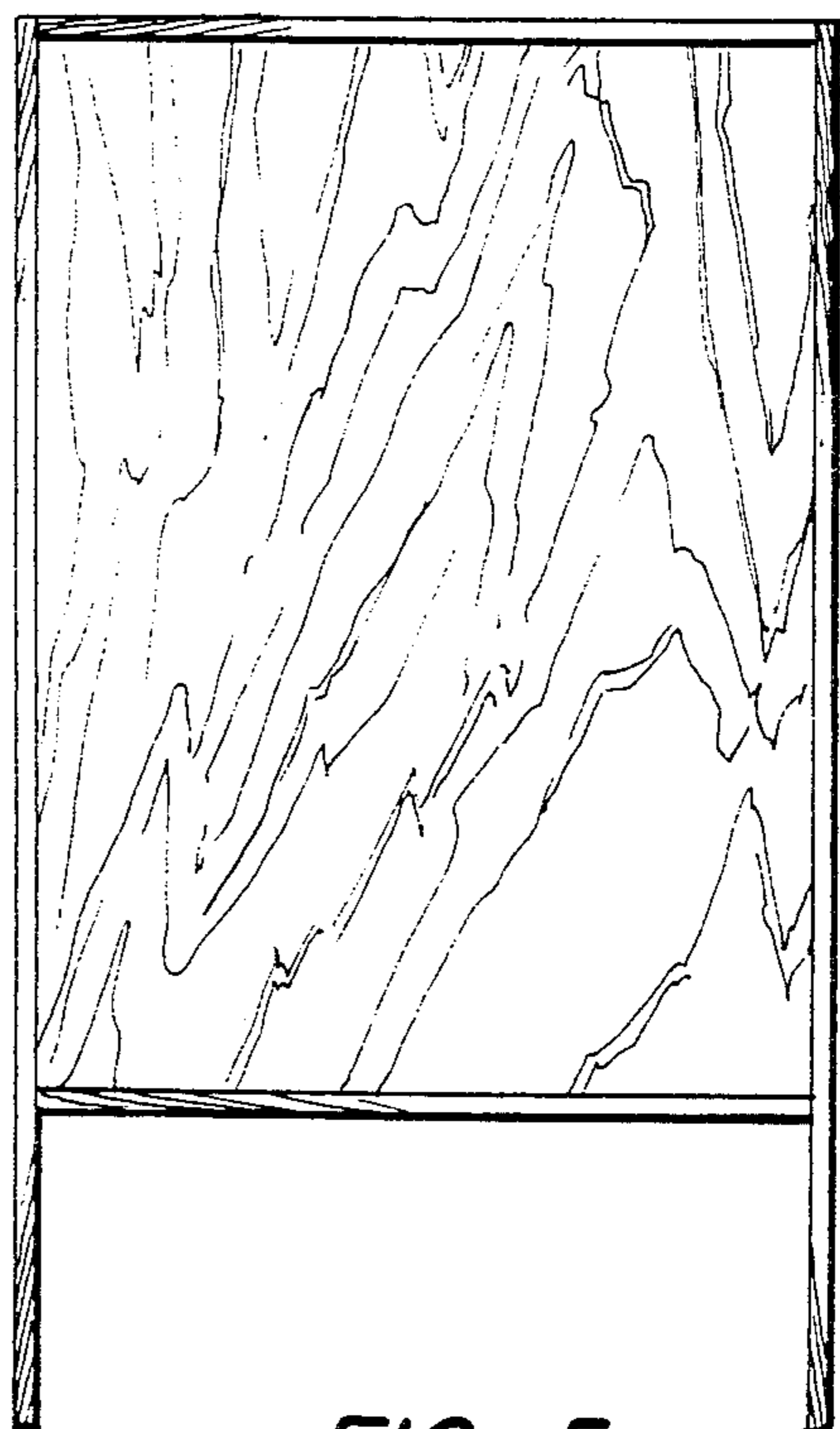


FIG. 5