United States Patent [19]

Kosako

[11] **Patent Number: Des. 277,966**

[45] **Date of Patent: ** Mar. 12, 1985**

[54] **COPIER PAPER FEEDER**

[75] Inventor: **Mikio Kosako,** Osaka, Japan

[73] Assignee: **Sharp Kabushiki Kaisha (Sharp Corporation),** Osaka, Japan

[**] Term: **14 Years**

[21] Appl. No.: **434,595**

[22] Filed: **Oct. 15, 1982**

[30] **Foreign Application Priority Data**

Apr. 19, 1982 [JP] Japan 57-17079

[52] **U.S. Cl.** **D16/32;** D16/30

[58] **Field of Search** ..... D16/27–32; 355/3 R, 8, 11, 14 R, 3 SH

[56] **References Cited**

U.S. PATENT DOCUMENTS

D. 186,832	12/1959	Rutkus	D16/30
D. 210,630	3/1968	Patla	D16/30
D. 210,856	4/1968	Balmer, Jr.	D16/30
D. 214,959	8/1969	Anderson et al.	D16/30
D. 227,034	5/1973	Derby	D16/27
D. 263,962	4/1982	Kuroqumi	D16/32
D. 272,830	2/1984	Hara et al.	D16/32

Primary Examiner—Melvin B. Feifer
Assistant Examiner—Terry Pfeffer
Attorney, Agent, or Firm—Flehr, Hohbach, Test, Albritton & Herbert

[57] **CLAIM**

The ornamental design for a copier paper feeder, as shown and described.

DESCRIPTION

FIG. **1** is a front elevational view of the copier paper feeder showing my new design;
FIG. **2** is a rear elevational view thereof;
FIG. **3** is a right side elevational view thereof;
FIG. **4** is a left side elevational view thereof;
FIG. **5** is a top plan view thereof; and
FIG. **6** is a bottom plan view thereof.

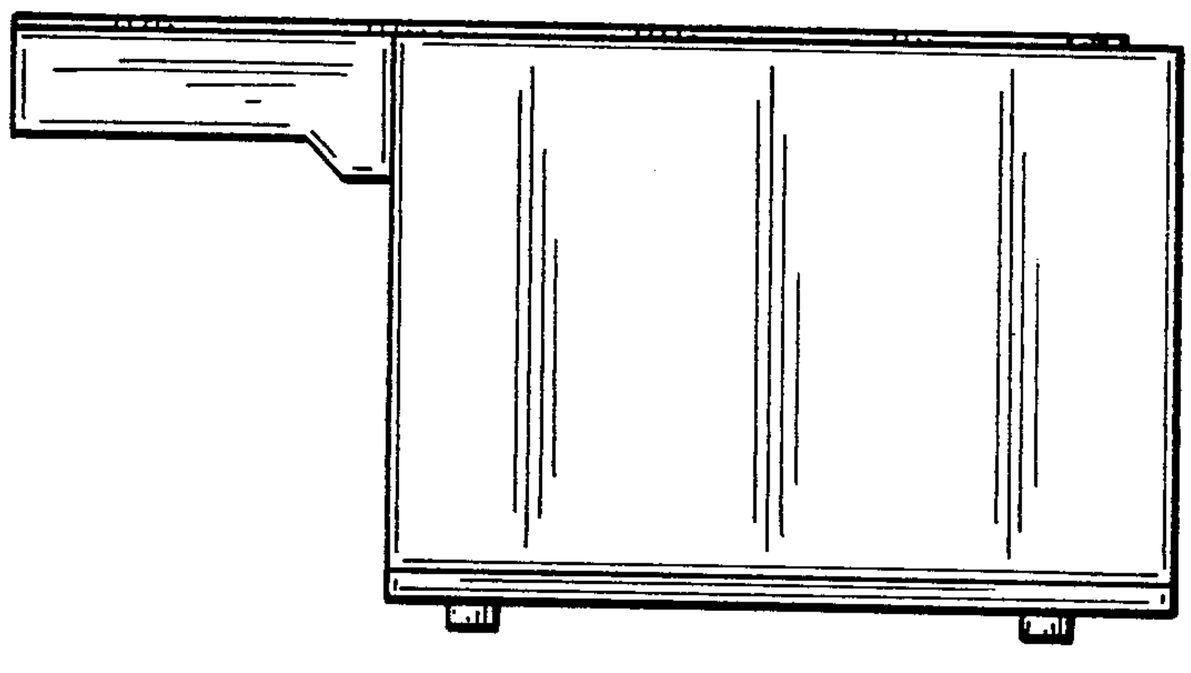

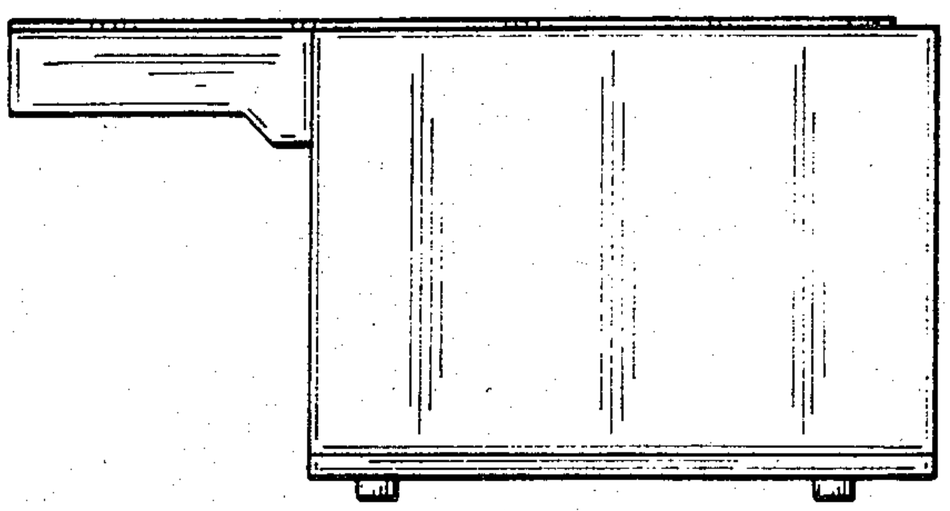

FIG_1

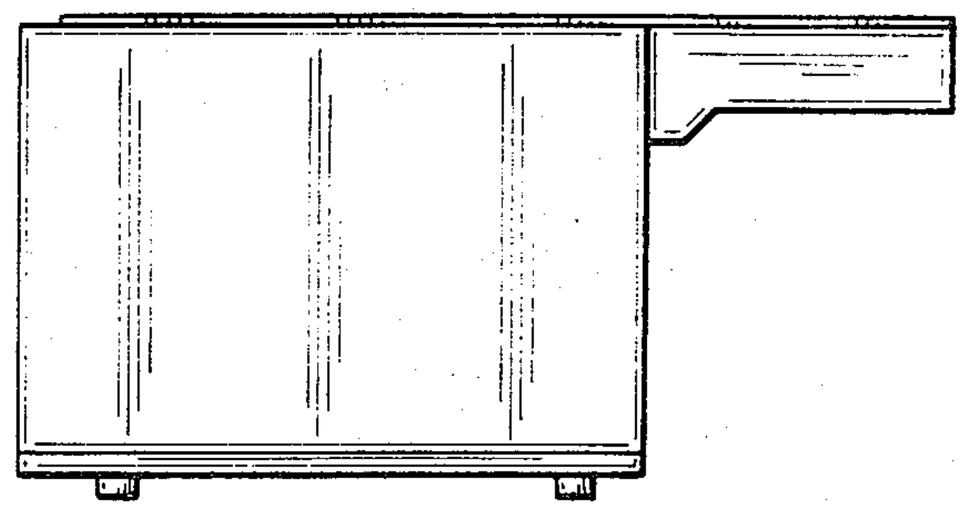

FIG_2



FIG_3

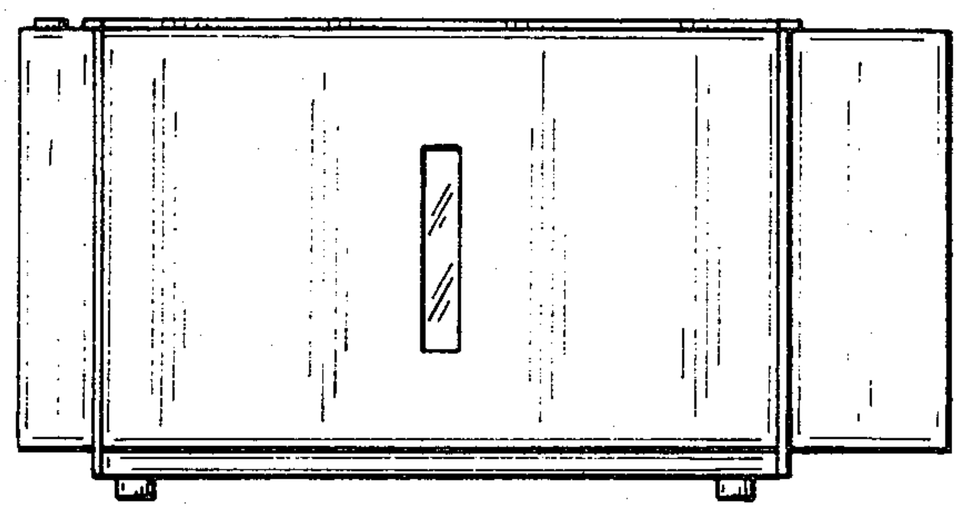

FIG_4



FIG_5



FIG_6