

United States Patent [19]

Starzec

[11] Patent Number: **Des. 277,903**

[45] Date of Patent: **** Mar. 12, 1985**

[54] **BOWLING BALL AND SHOE CARRIER**

[75] Inventor: **Edward M. Starzec**, Canoga Park, Calif.

[73] Assignee: **Chas. "Robby" Robinson Enterprises, Inc.**, Glendale, Calif.

[**] Term: **14 Years**

[21] Appl. No.: **460,306**

[22] Filed: **Jan. 24, 1983**

[52] U.S. Cl. **D3/36; D3/66; D3/74; D9/426**

[58] Field of Search **D3/30.1, 36-38, D3/44, 66, 73-75; 206/315.9; 150/52 A; D9/426, 345**

[56] **References Cited**

U.S. PATENT DOCUMENTS

D. 155,155 9/1949 Haney D3/36
D. 270,302 8/1983 Starzec D3/36

3,266,605 8/1966 Anderson et al. 206/315.9
3,308,911 3/1967 Stevens et al. 206/315.9

Primary Examiner—George P. Word
Attorney, Agent, or Firm—Michael A. Painter

[57] CLAIM

The ornamental design for a bowling ball and shoe carrier, substantially as shown and described.

DESCRIPTION

FIG. 1 is a front perspective view of a bowling ball and shoe carrier showing my new design in the closed position;

FIG. 2 is a front elevational view thereof;

FIG. 3 is a right side elevational view thereof;

FIG. 4 is a left side elevational view thereof;

FIG. 5 is a top plan view thereof;

FIG. 6 is a rear elevational view thereof;

FIG. 7 is a bottom plan view thereof; and

FIG. 8 is a perspective view thereof in the open position.

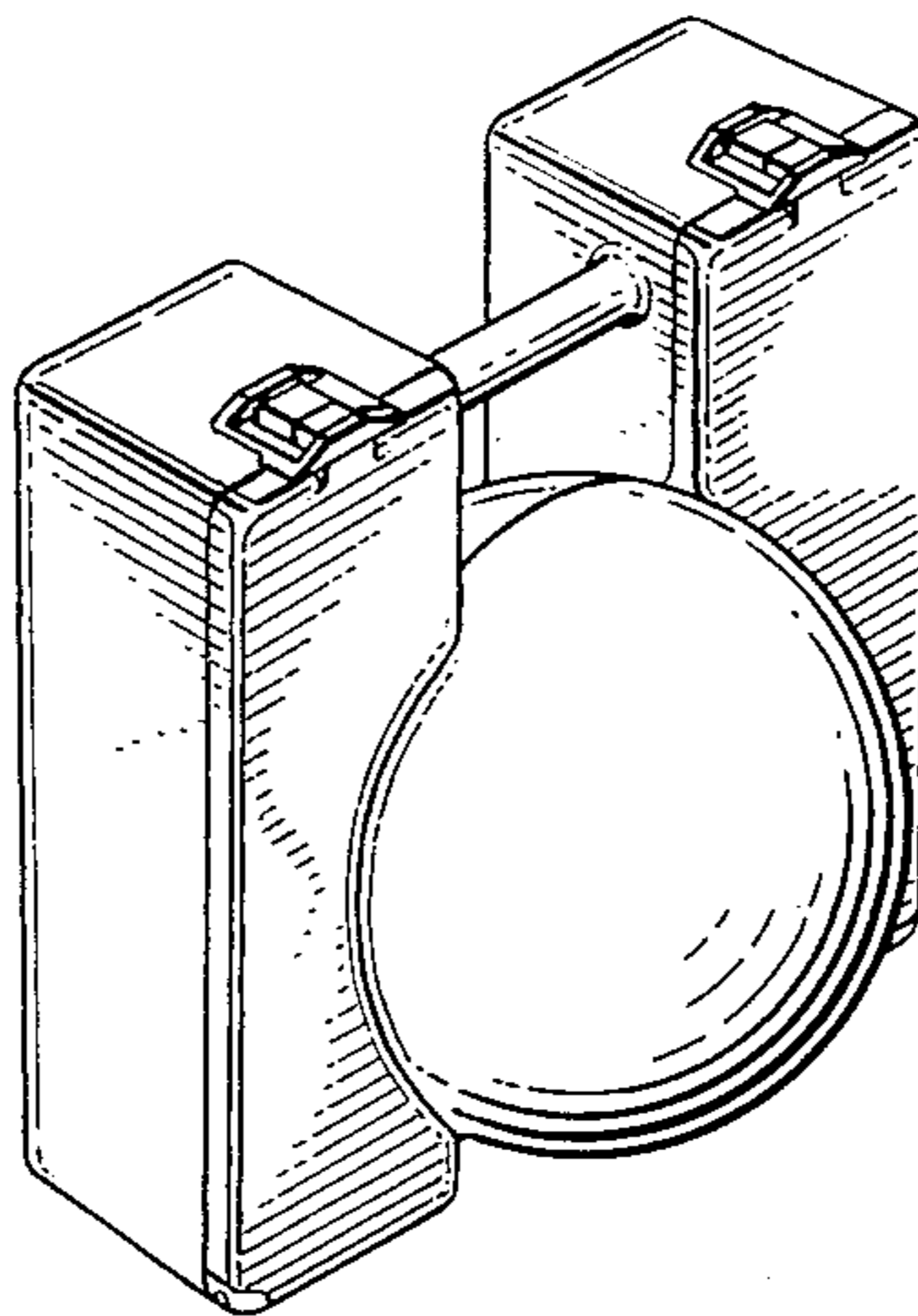


FIG. 1

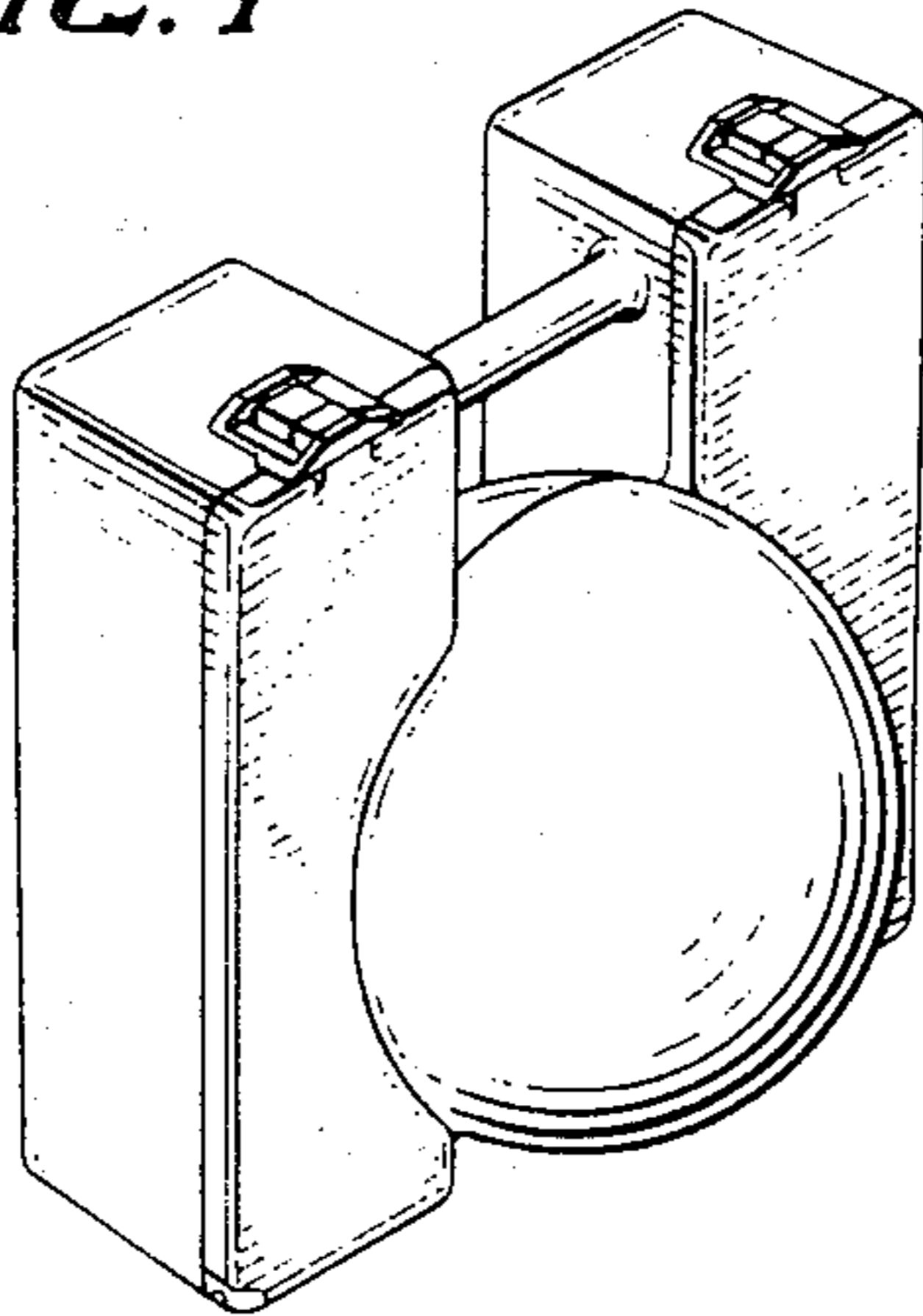


FIG. 3

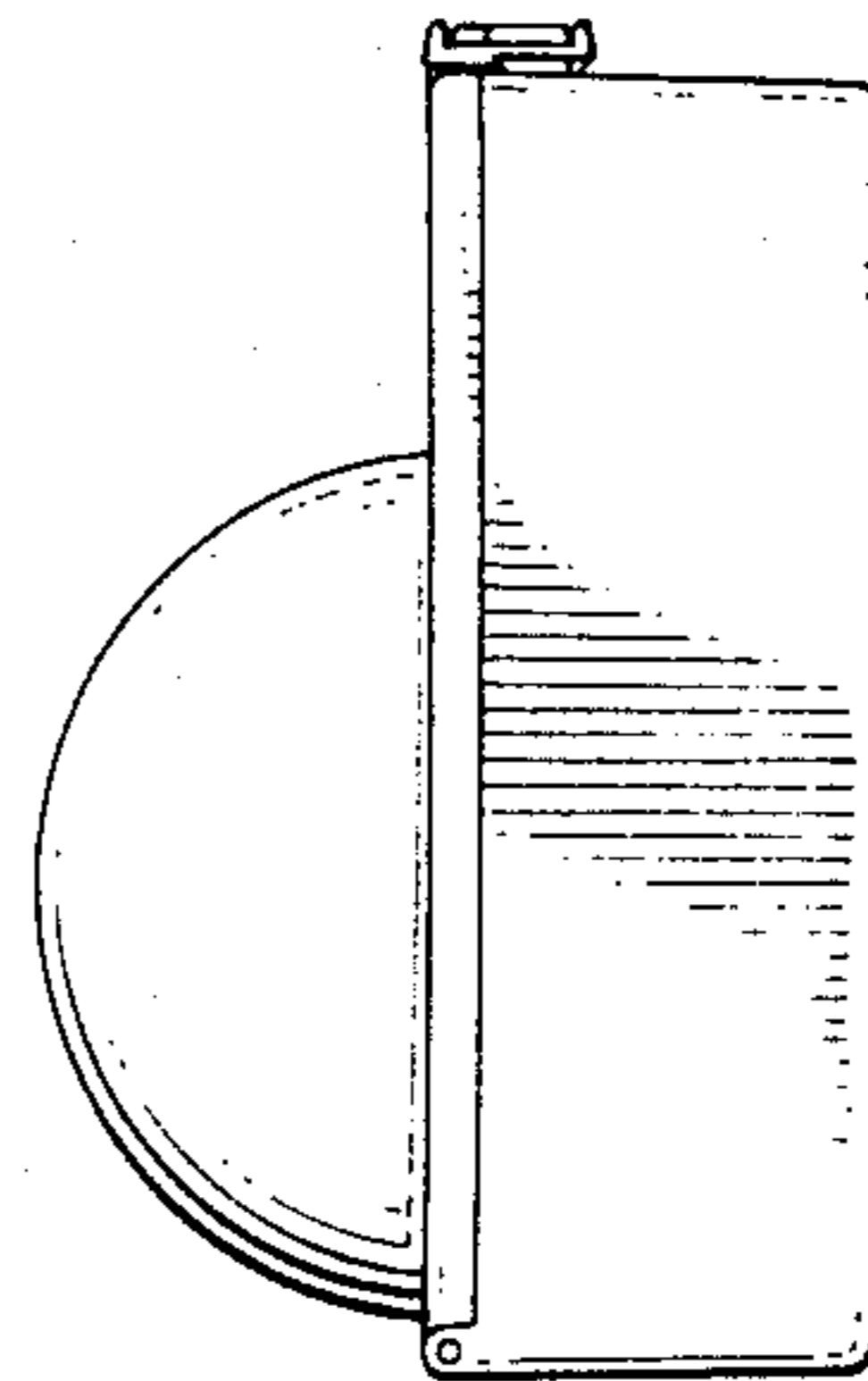


FIG. 4




FIG. 2

