

[54] **PORTABLE GOLFING ACCESSORY**

[76] **Inventor: Laverne H. Reed, 6702 El Progresso, Long Beach, Calif. 90815**

[\*\*] **Term: 14 Years**

[21] **Appl. No.: 432,188**

[22] **Filed: Oct. 1, 1982**

[52] **U.S. Cl. .... D2/400; 224/918**

[58] **Field of Search ..... D2/400, 452; D21/234; D3/34; 273/32 A, 32 R, 32 B, 32 D; 224/274, 918, 191; D27/43, 44**

[56] **References Cited**

**U.S. PATENT DOCUMENTS**

D. 251,037	2/1979	Cudahy .....	D2/400
D. 253,196	10/1979	HarriéD2 .....	400/
D. 264,518	5/1982	Schneider .....	D2/400
D. 265,020	6/1982	Silton .....	D2/400

2,682,981	7/1954	Previdi .....	224/918
3,830,415	8/1974	Jacobson et al. ....	224/918
4,069,954	1/1978	Rauch .....	273/32 A

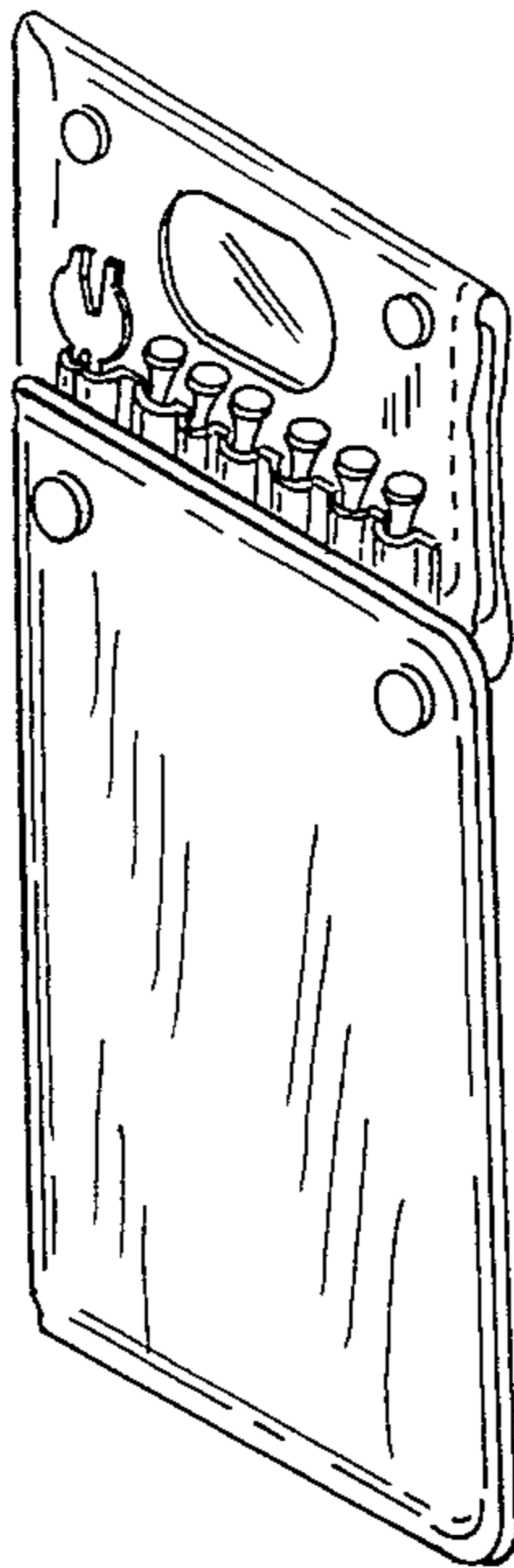
*Primary Examiner*—Bernard Ansher  
*Assistant Examiner*—Theodore M. Shooman  
*Attorney, Agent, or Firm*—Charles H. Thomas

[57] **CLAIM**

The ornamental design for a portable golfing accessory, substantially as shown and described.

**DESCRIPTION**

FIG. 1 is a perspective view of a portable golfing accessory showing my new design;  
FIG. 2 is a front elevational view thereof;  
FIG. 3 is a right end view thereof;  
FIG. 4 is a left end view thereof;  
FIG. 5 is a top plan view thereof;  
FIG. 6 is a bottom plan view thereof; and  
FIG. 7 is a rear elevational view thereof.






FIG. 2

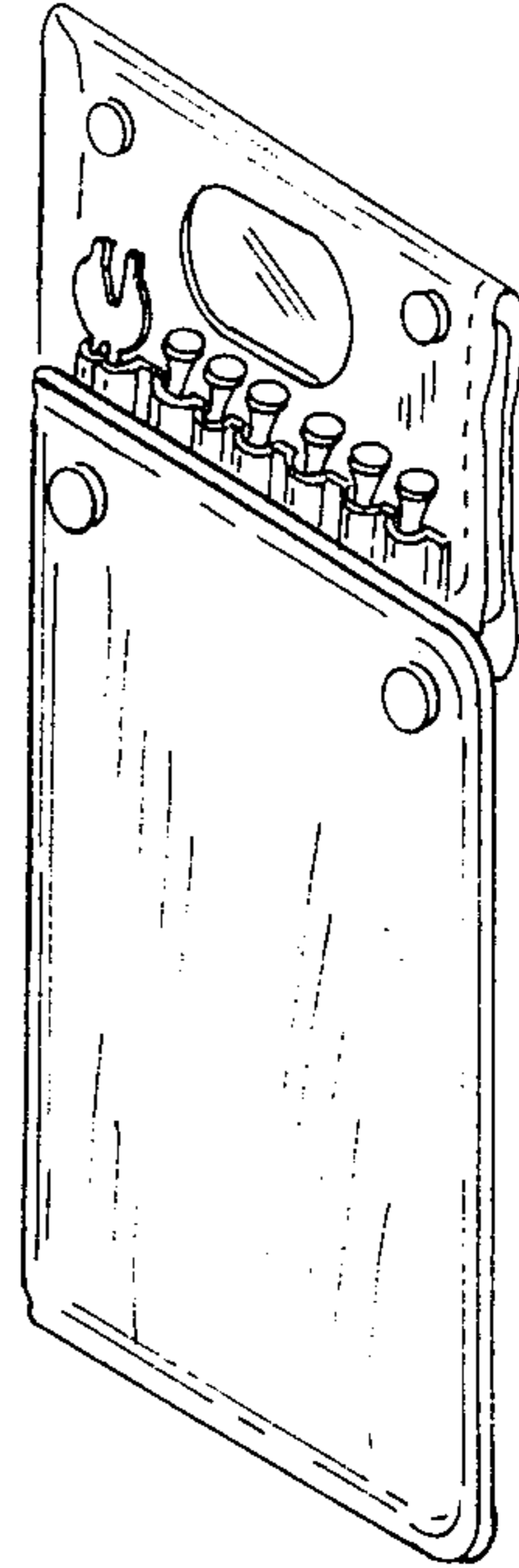


FIG. 1



FIG. 5

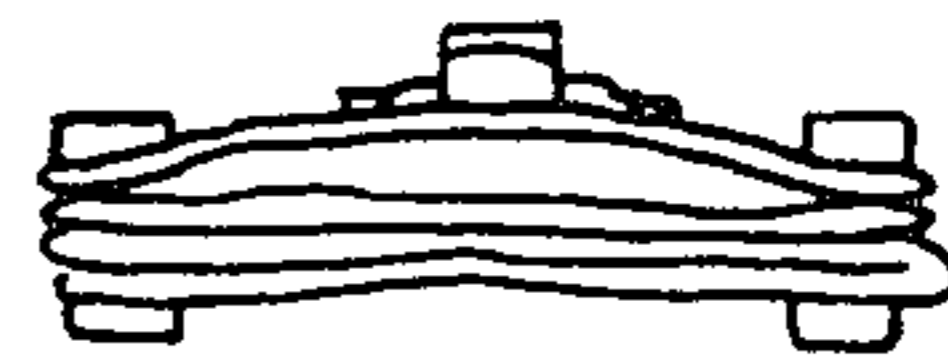


FIG. 6

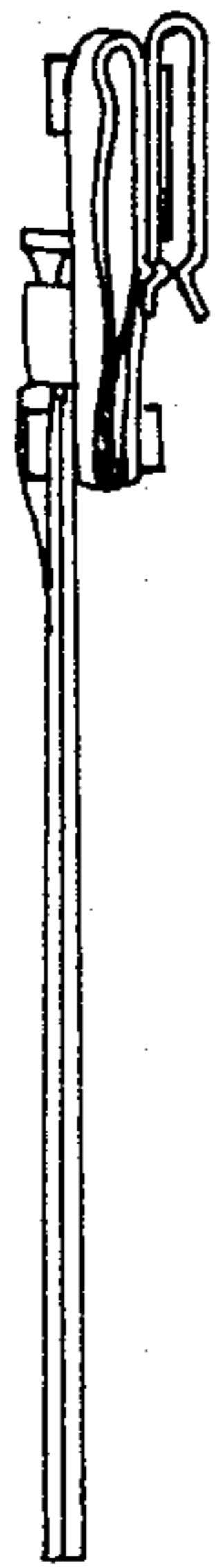


FIG. 3

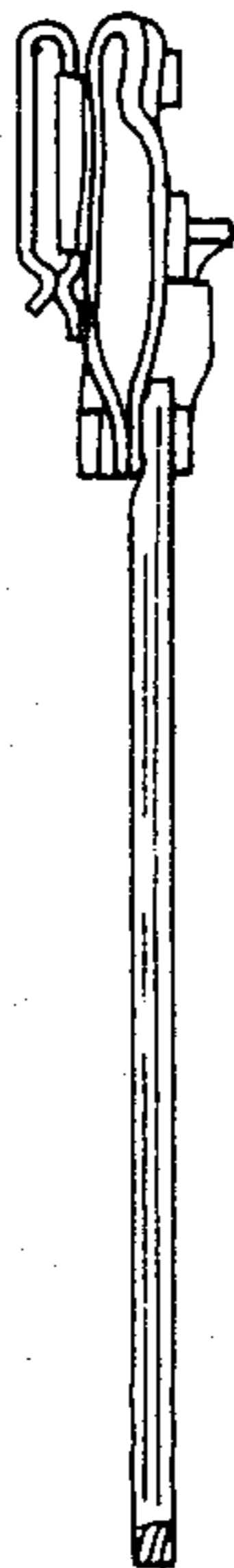


FIG. 4




FIG. 7