

[54] **SKI BOOT ATTACHMENT**

[76] **Inventor: Thomas Hutchinson, 21732 Palos Verdes Blvd., Torrance, Calif. 90503**

[**] **Term: 14 Years**

[21] **Appl. No.: 415,565**

[22] **Filed: Sep. 7, 1982**

[52] **U.S. Cl. D2/317; D2/314**

[58] **Field of Search D2/276, 277, 314, 315, D2/317; 36/132, 117-121**

[56] **References Cited**

U.S. PATENT DOCUMENTS

D. 250,796	1/1979	DeFever	D2/276
4,156,316	5/1979	DeFever	36/132
4,199,880	4/1980	Frey	36/132
4,228,602	10/1980	Groves	36/132
4,286,397	9/1981	Booty	36/132
4,294,025	10/1981	Keller	36/132

FOREIGN PATENT DOCUMENTS

2617257	1/1977	Fed. Rep. of Germany	36/132
2636705	2/1978	Fed. Rep. of Germany	36/132
2655564	6/1978	Fed. Rep. of Germany	36/132
573729	3/1976	Switzerland	36/132
580927	10/1976	Switzerland	36/132

Primary Examiner—Nelson C. Holtje
Attorney, Agent, or Firm—William C. Babcock

[57] **CLAIM**

The ornamental design for a ski boot attachment, as shown and described.

DESCRIPTION

FIG. 1 is a top plan view of a ski boot attachment showing my new design;
FIG. 2 is a bottom plan view thereof;
FIG. 3 is a left side elevational view thereof, the right side being a mirror image thereof;
FIG. 4 is a rear elevational view thereof;
FIG. 5 is a front elevational view thereof.

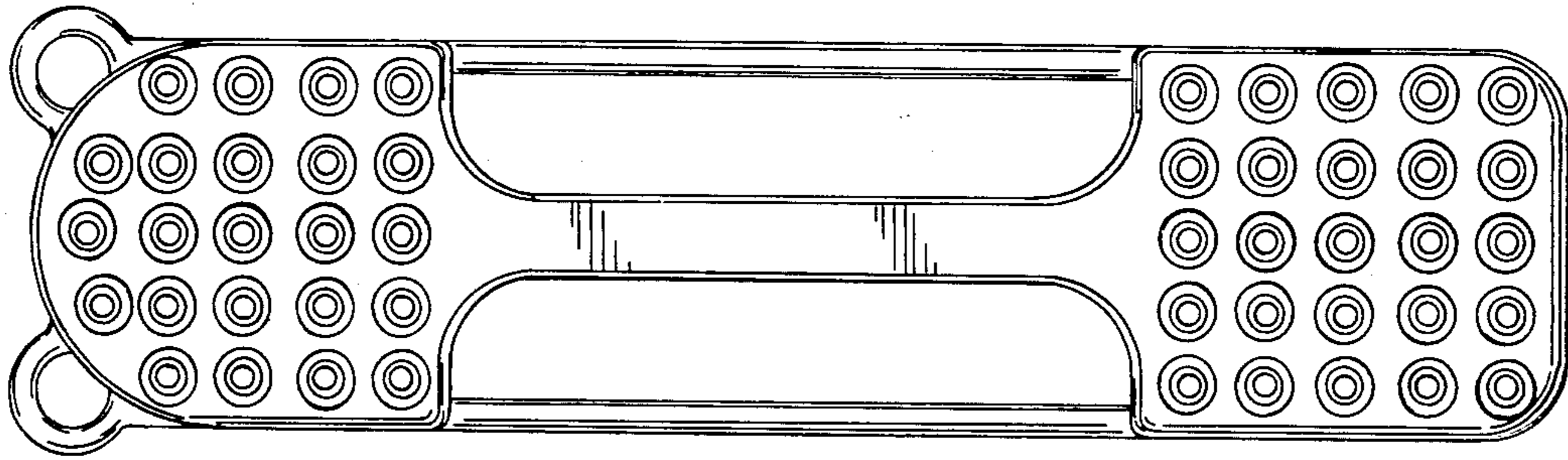


FIG. 1

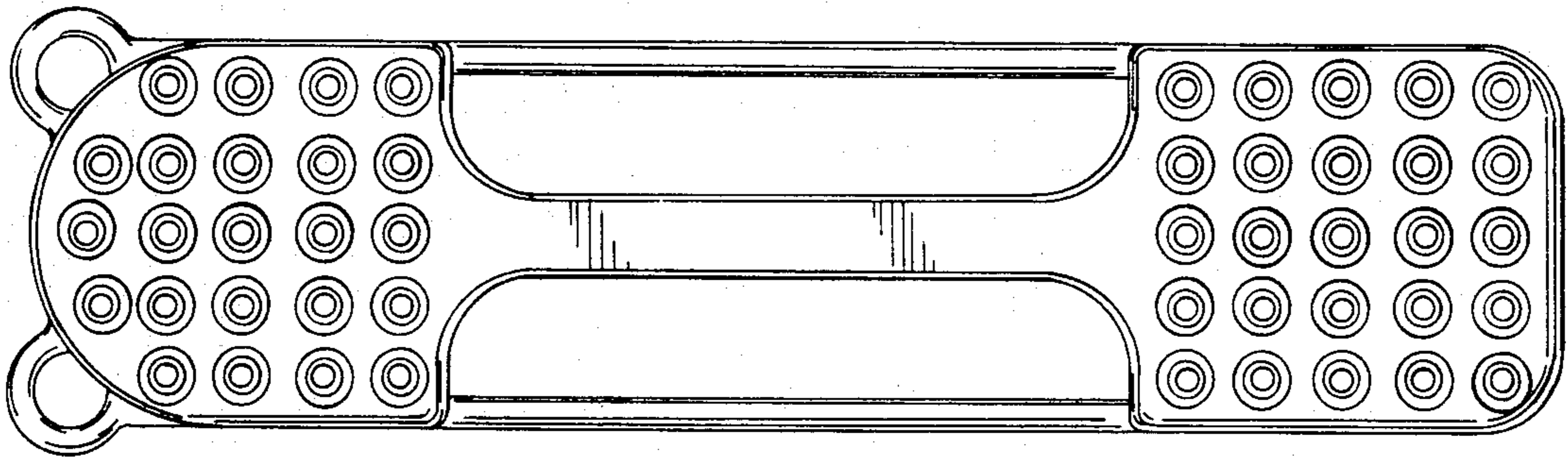
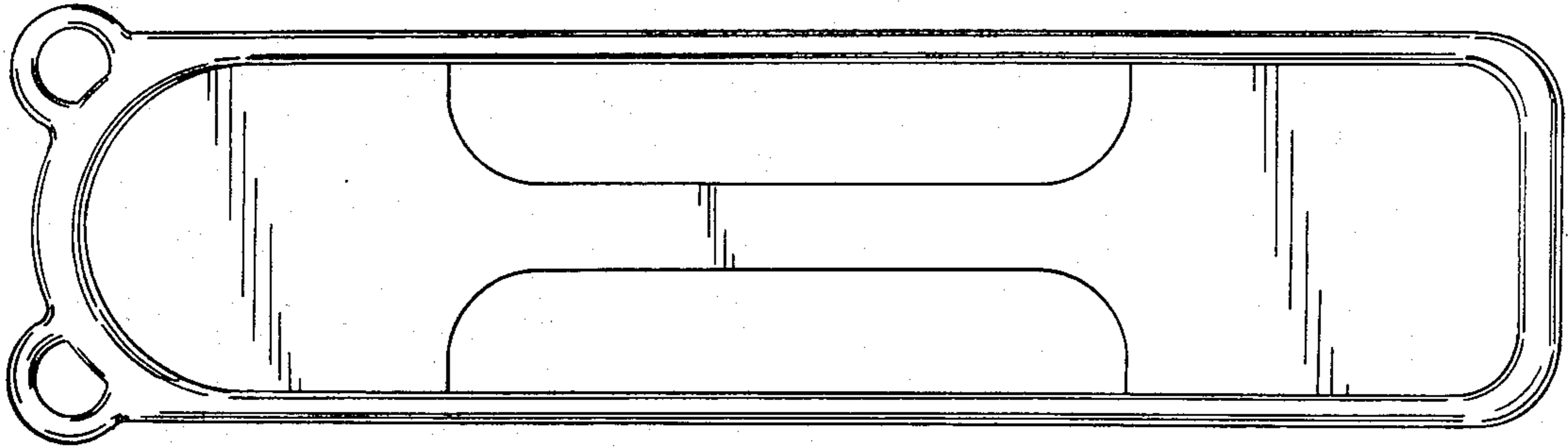


FIG. 2

FIG. 3

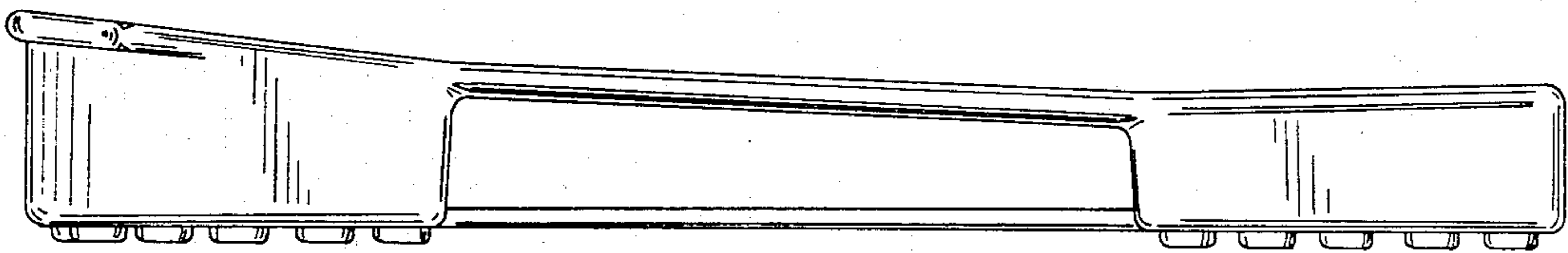


FIG. 4




FIG. 5

