

[54] **BATTING ORDER BOARD OR SIMILAR ARTICLE**

[76] Inventor: **Glenn C. Waggoner, Jr.**, 4226 St. George Pl., Riverside, Calif. 92504

[**] Term: **14 Years**

[21] Appl. No.: **427,997**

[22] Filed: **Sep. 29, 1982**

[52] U.S. Cl. **D19/88; D19/52**

[58] Field of Search **D19/88, 20, 52, 59, D19/64; 40/617; D10/46.1; D21/28, 42; 24/67.3; 434/408, 416, 417, 422**

[56] **References Cited**

U.S. PATENT DOCUMENTS

- D. 51,850 3/1918 Armour et al. D19/52
- D. 262,899 2/1982 Kroll D19/59
- 1,830,150 11/1931 Weishaar 24/67.3

FOREIGN PATENT DOCUMENTS

45442 6/1888 Austria D19/88

OTHER PUBLICATIONS

Popular Science 1/49, p. 231 Item, left center.

Primary Examiner—George P. Word
Attorney, Agent, or Firm—John H. Crowe

[57] **CLAIM**

The ornamental design for a batting order board or similar article, substantially as shown and described.

DESCRIPTION

FIG. 1 is a front elevational view of a batting order board or similar article, showing my new design.
 FIG. 2 is a right side elevational view, the left side elevational view being a mirror image thereof.
 FIG. 3 is a rear elevational view thereof.
 FIG. 4 is a top plan view thereof; and
 FIG. 5 is a bottom plan view thereof.

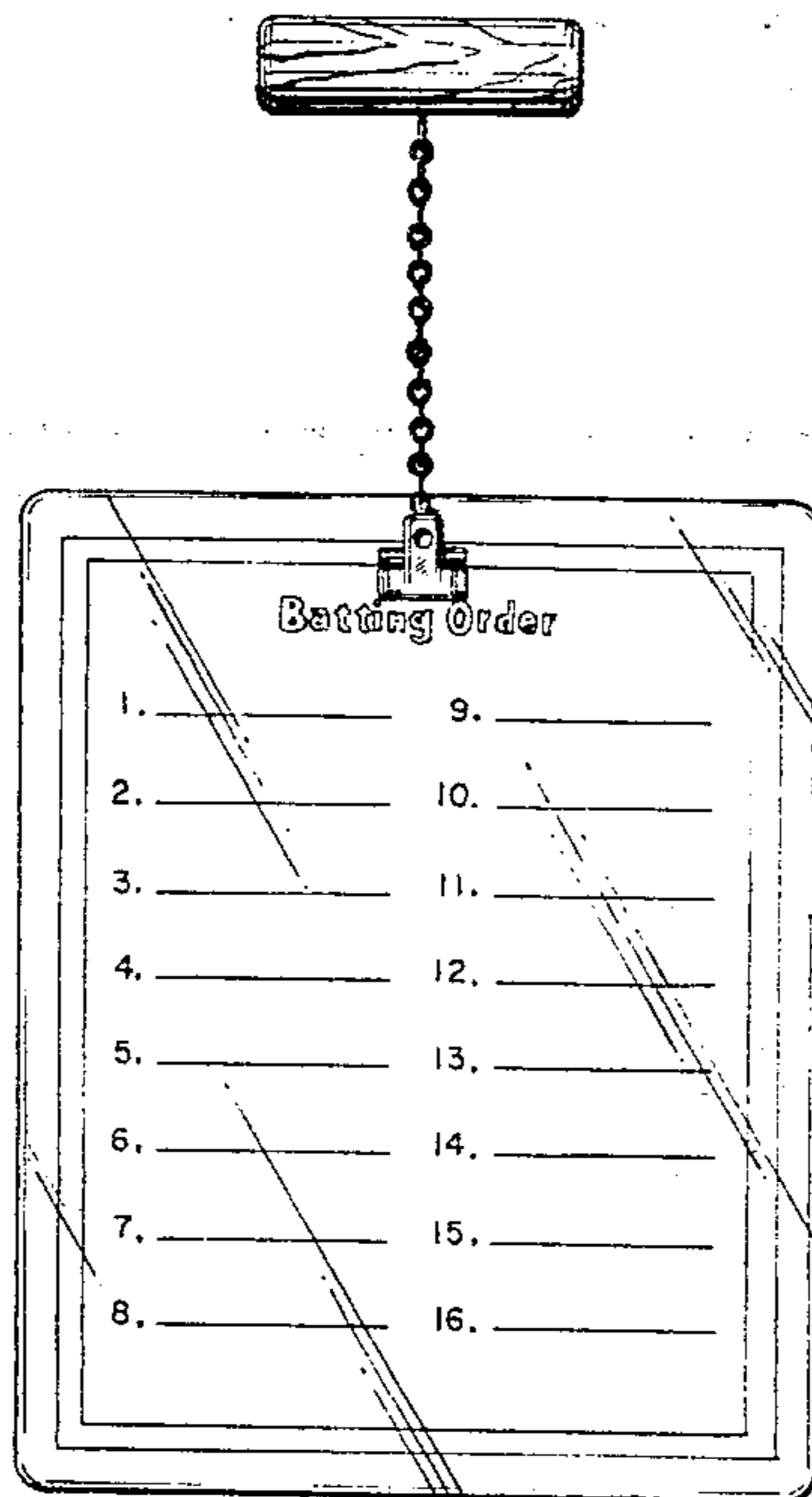
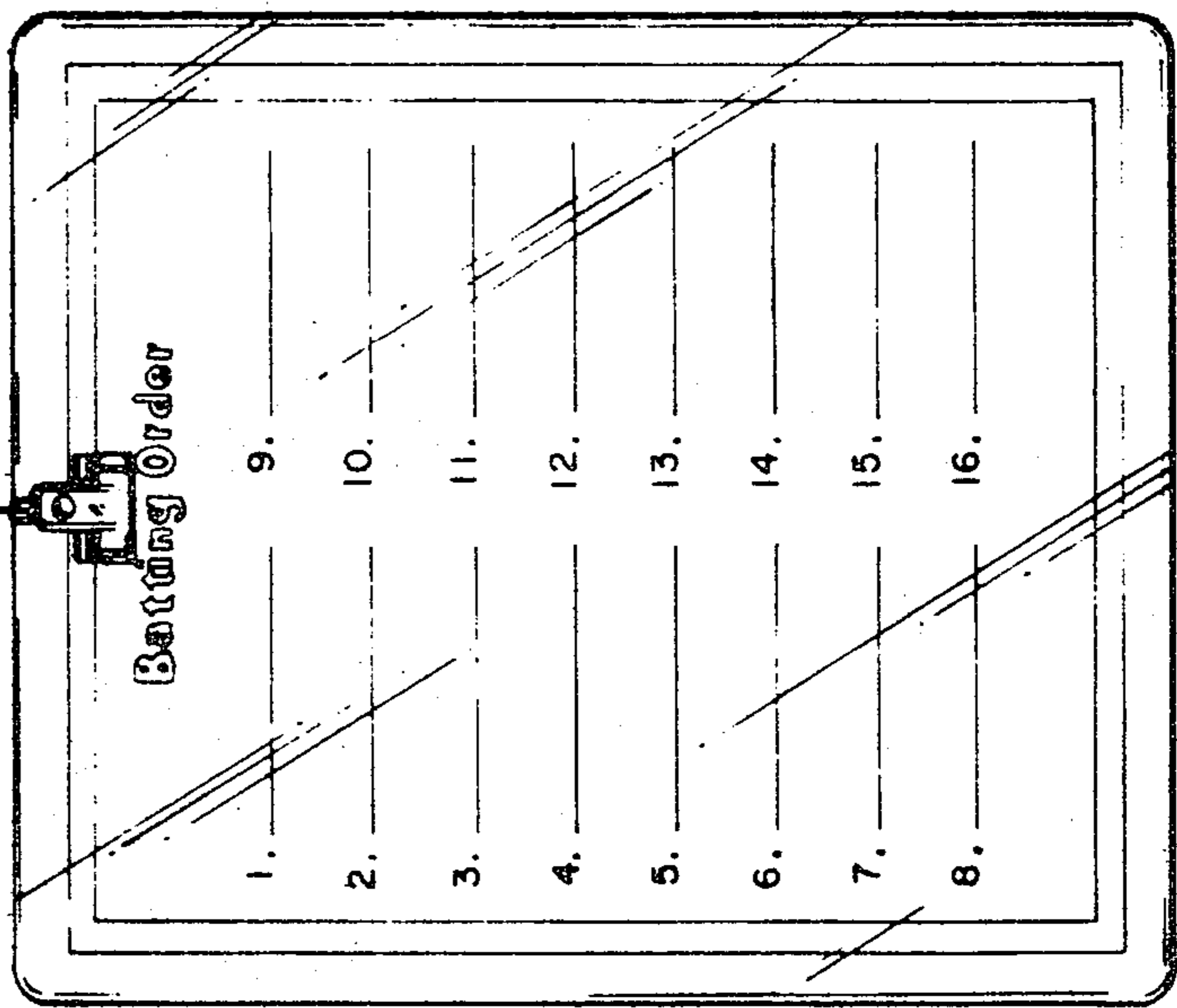




FIG. 4



FIG. 1



Batting Order

- 1. _____
- 2. _____
- 3. _____
- 4. _____
- 5. _____
- 6. _____
- 7. _____
- 8. _____
- 9. _____
- 10. _____
- 11. _____
- 12. _____
- 13. _____
- 14. _____
- 15. _____
- 16. _____



FIG. 5



FIG. 3

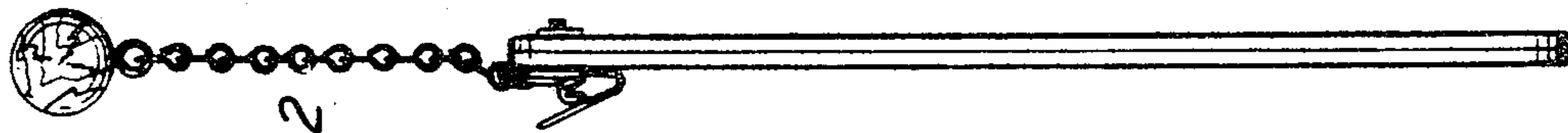



FIG. 2