

United States Patent [19]

Kin

[11] **Patent Number: Des. 277,873**

[45] **Date of Patent: ** Mar. 5, 1985**

[54] **COMBINED WRITING INSTRUMENT AND CHRONOMETER**

[76] **Inventor: Wong W. Kin, 6E-3 Hart Ave., Ground Flr., Kowloon, Hong Kong**

[**] **Term: 14 Years**

[21] **Appl. No.: 390,827**

[22] **Filed: Jun. 22, 1982**

[30] **Foreign Application Priority Data**

Aug. 12, 1981 [GB] United Kingdom 1 001 964

[52] **U.S. Cl. D19/36; D19/46; D19/48**

[58] **Field of Search D19/35, 36, 41-51; D10/31, 2; 401/195**

[56] **References Cited**

U.S. PATENT DOCUMENTS

D. 139,904 1/1945 Baff D19/45

D. 236,977 9/1975 Hocq D19/51
D. 266,335 9/1982 Chau D19/45
D. 268,935 10/1983 Horntrich D19/57

Primary Examiner—George P. Word
Attorney, Agent, or Firm—Berman, Aisenberg & Platt

[57] **CLAIM**

The ornamental design for a combined writing instrument and chronometer, substantially as shown and described.

DESCRIPTION

FIG. 1 is a right front perspective view of a combined writing instrument and chronometer showing my new design;
FIG. 2 is a front elevational view thereof;
FIG. 3 is a rear elevational view thereof;
FIG. 4 is an enlarged scale top plan view thereof;
FIG. 5 is an enlarged scale bottom plan view thereof;
FIG. 6 is a right side elevational view thereof; and
FIG. 7 is an exploded front elevational view thereof.

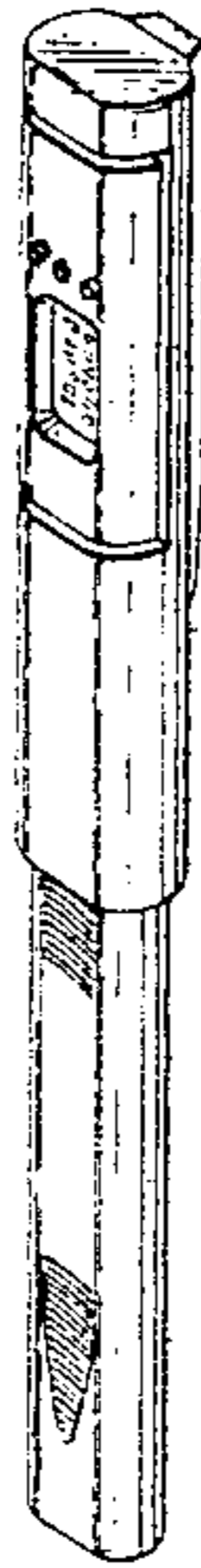


Fig. 1.



Fig. 2.




Fig. 3.




Fig. 4.

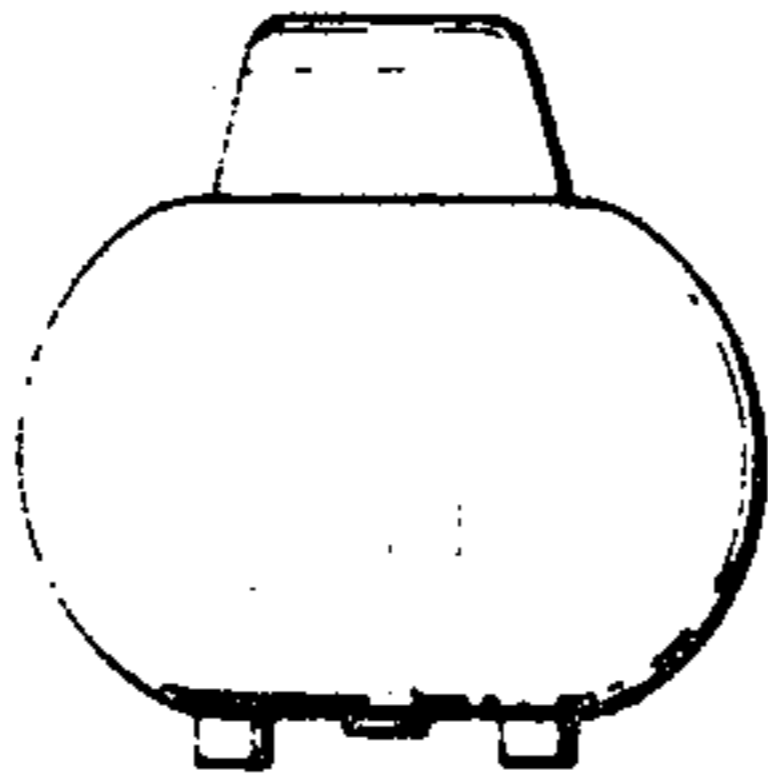


Fig. 5.

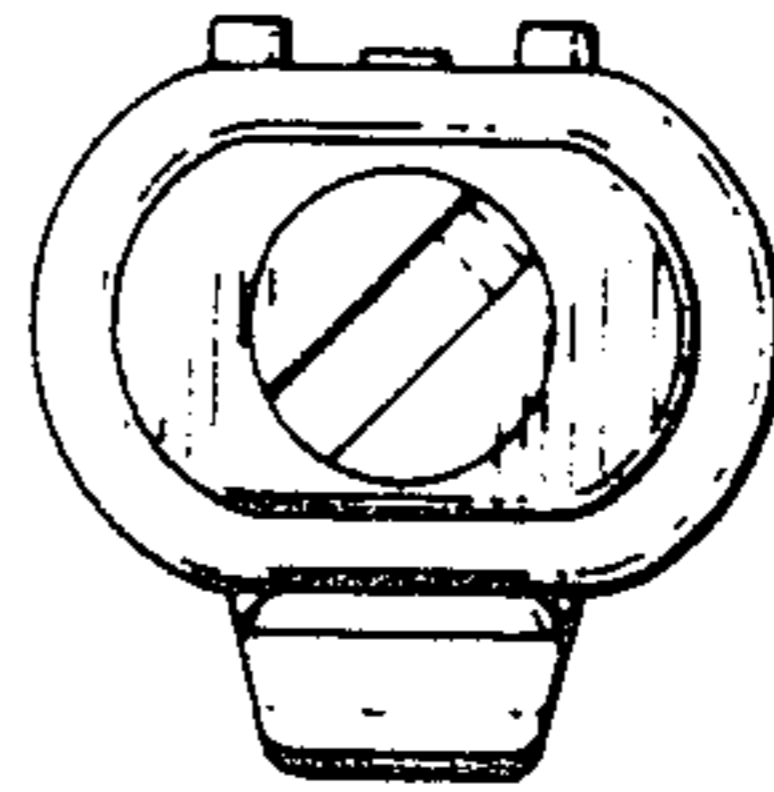


Fig. 6.




Fig. 7.

