

United States Patent [19]
Hellden

[11] **Patent Number: Des. 277,860**

[45] **Date of Patent: ** Mar. 5, 1985**

[54] **PLOUGH SHARE TIP**

[75] **Inventor: Arne H. Hellden, Linköping, Sweden**

[73] **Assignee: Aktiebolaget Overums Bruk,
Overum, Sweden**

[**] **Term: 14 Years**

[21] **Appl. No.: 362,957**

[22] **Filed: Mar. 29, 1982**

[30] **Foreign Application Priority Data**

Oct. 20, 1981 [SE] Sweden 81-2370

[52] **U.S. Cl. D15/11**

[58] **Field of Search D15/10, 11, 28, 29;
172/703, 735, 770; 37/141**

[56] **References Cited**

U.S. PATENT DOCUMENTS

D. 240,846 8/1976 Andersson D15/10

1,893,416 1/1933 Kaiser 172/703
2,796,012 6/1957 Botha 172/703

FOREIGN PATENT DOCUMENTS

0123826 1/1949 Sweden 172/703
0472176 9/1937 United Kingdom 172/703

Primary Examiner—A. Hugo Word
Assistant Examiner—Suzanne N. Gitlin
Attorney, Agent, or Firm—Alfred E. Miller

[57] **CLAIM**

The ornamental design for a plough share tip, as shown and described.

DESCRIPTION

FIG. 1 is a bottom perspective view of a plough share tip showing my new design;
FIG. 2 is a top perspective view thereof;
FIG. 3 is a top plan view thereof;
FIG. 4 is a bottom plan view thereof;
FIG. 5 is a side end elevational view thereof.

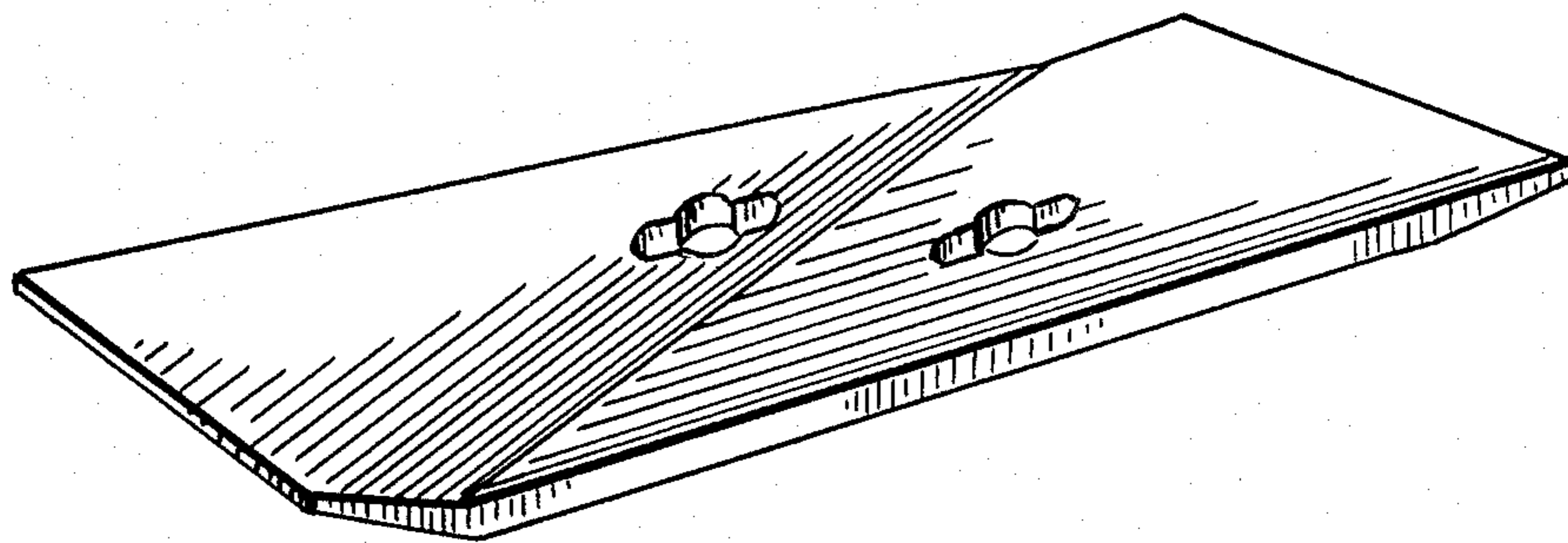


Fig. 2.

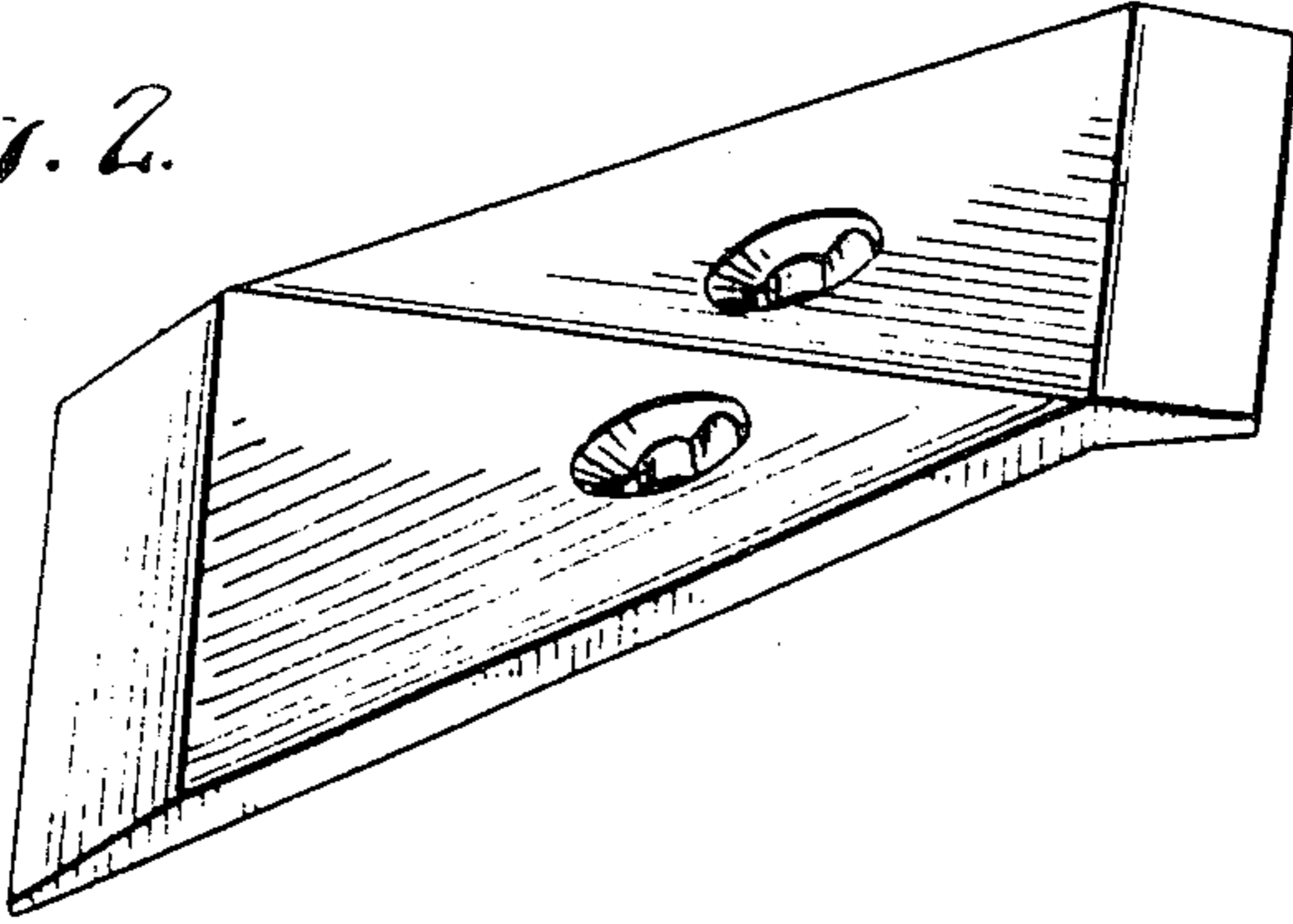


Fig. 1.

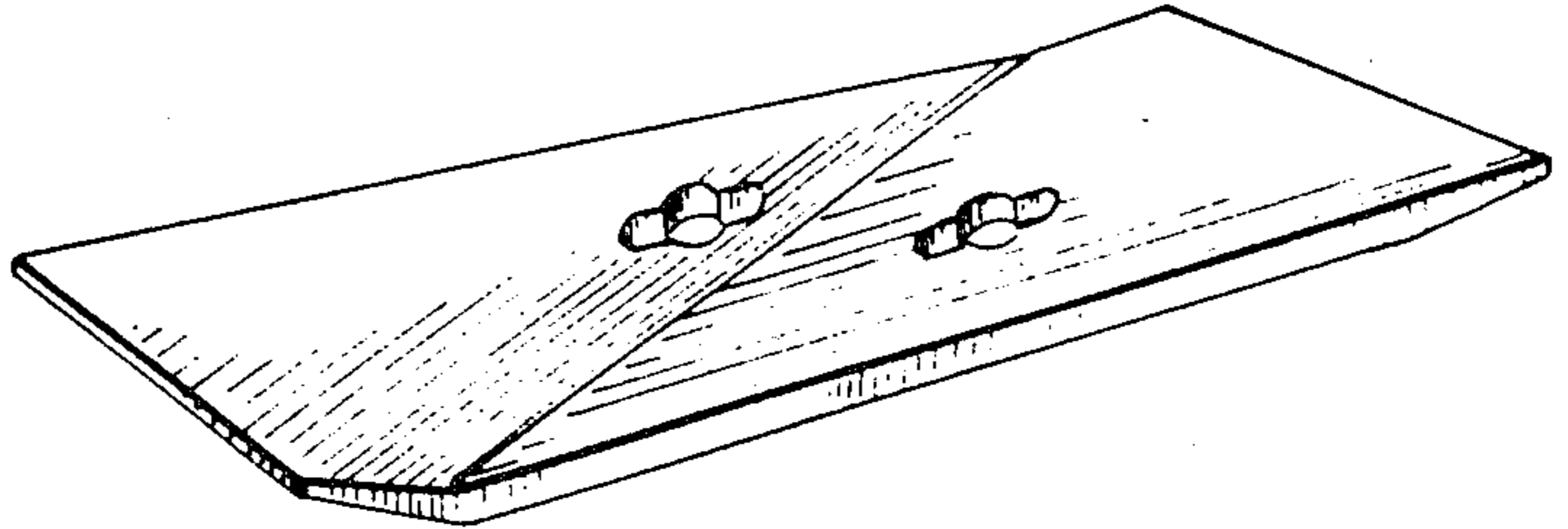


Fig. 3.

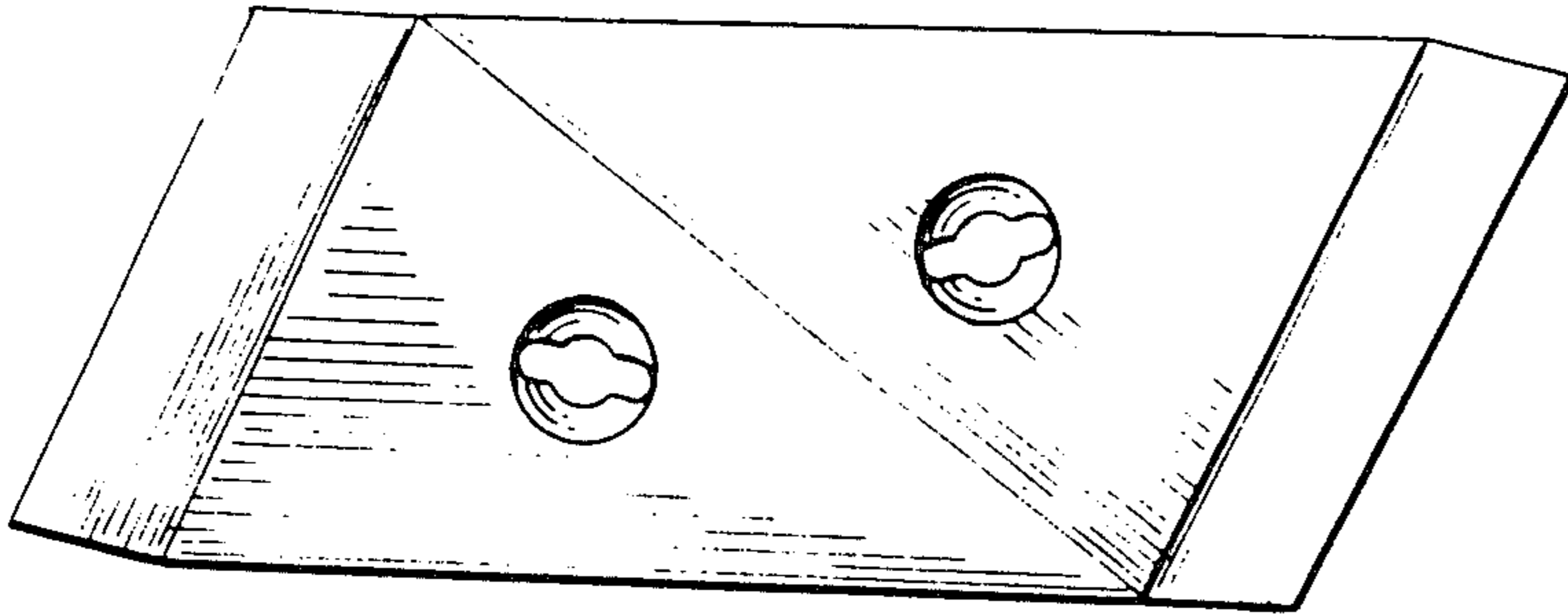


Fig. 4.




Fig. 5.

