

[54] **COMPUTERIZED ELECTRONIC ROBOT CONTROLLER**

[75] Inventor: **Richard R. Lewellen**, Wooster, Ohio

[73] Assignee: **Nordson Corporation**, Amherst, Ohio

[**] Term: **14 Years**

[21] Appl. No.: **401,641**

[22] Filed: **Jul. 26, 1982**

[52] U.S. Cl. **D14/103; D13/40**

[58] Field of Search **D14/100-116; D13/40, 41; 361/331, 332, 380, 381, 383, 384, 390; 174/50; D15/122, 199**

[56] **References Cited**

U.S. PATENT DOCUMENTS

D. 195,840	8/1963	Fay	D13/40
D. 211,579	7/1968	Cordes, Jr.	D14/102
D. 254,249	2/1980	Buehl	D14/102 X
4,251,850	2/1981	Kalbitz et al.	361/390 X

OTHER PUBLICATIONS

American Machinist, 9-1979, p. 204, Microprocessor Controller.

Primary Examiner—Susan J. Lucas
Attorney, Agent, or Firm—Wood, Herron & Evans

[57] **CLAIM**

The ornamental design for computerized electronic robot controller, as shown and described.

DESCRIPTION

FIG. 1 is a front, left perspective view of a computerized electronic robot controller showing my new design;


FIG. 2 is a front elevational view thereof;

FIG. 3 is a right side elevational view thereof;

FIG. 4 is a top plan view thereof;

FIG. 5 is a rear elevational view thereof on a reduced scale; and

FIG. 6 is a bottom plan view thereof on a reduced scale.






Fig. 1

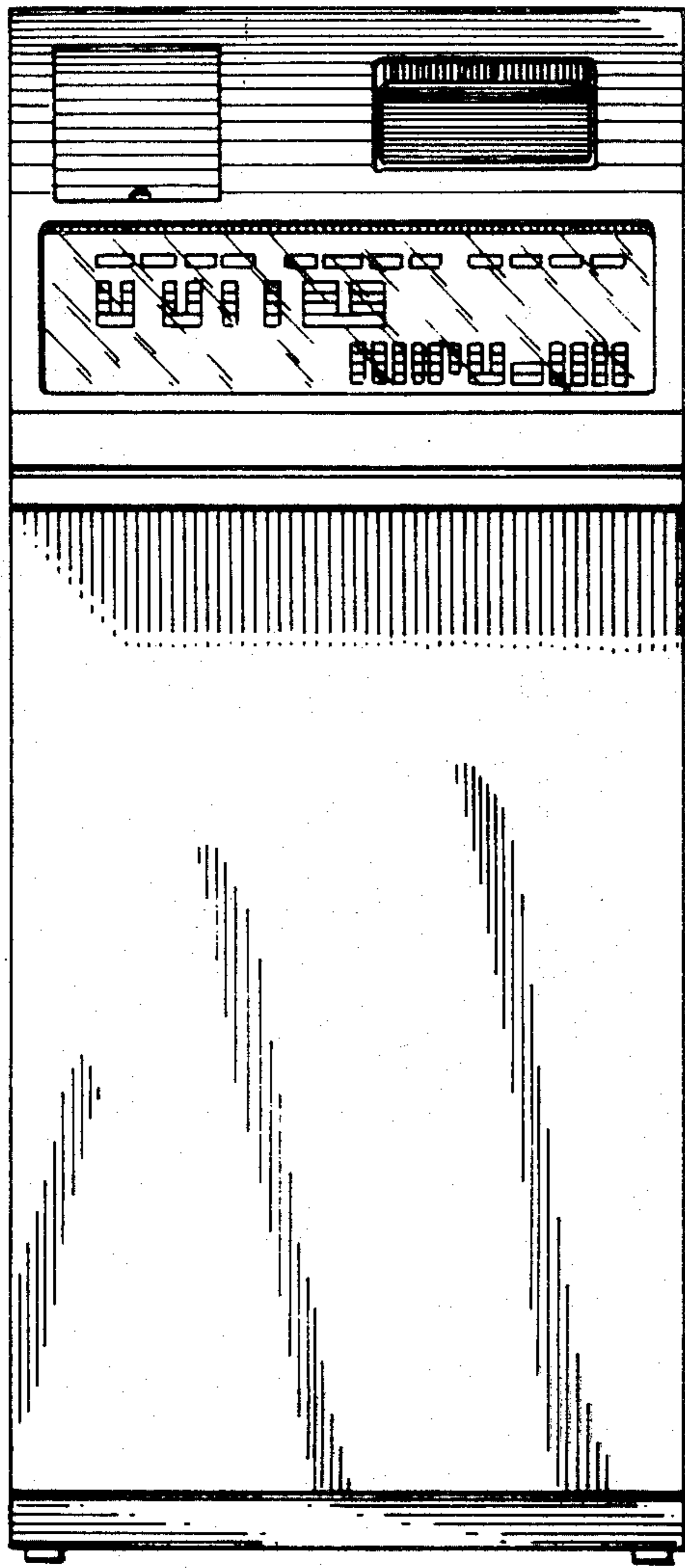


Fig. 2

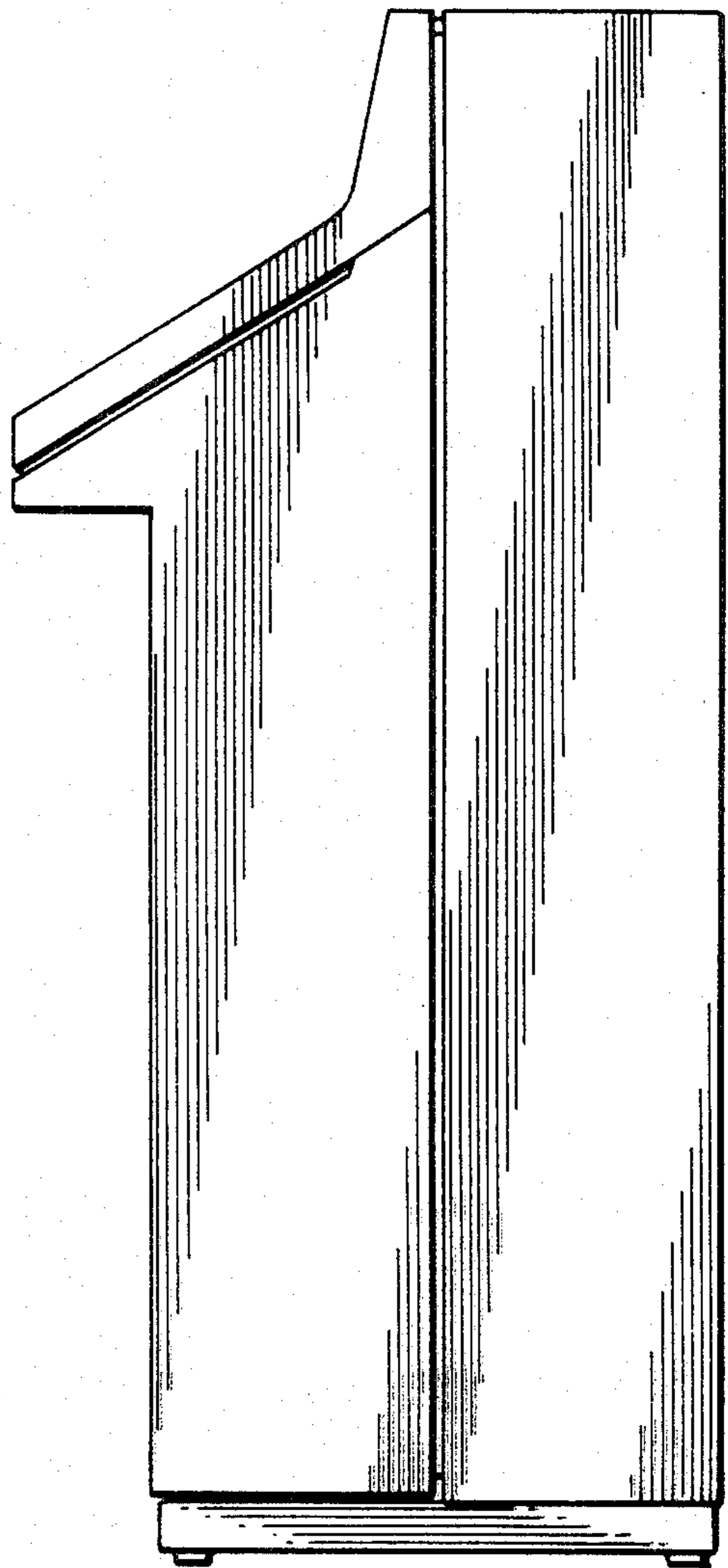
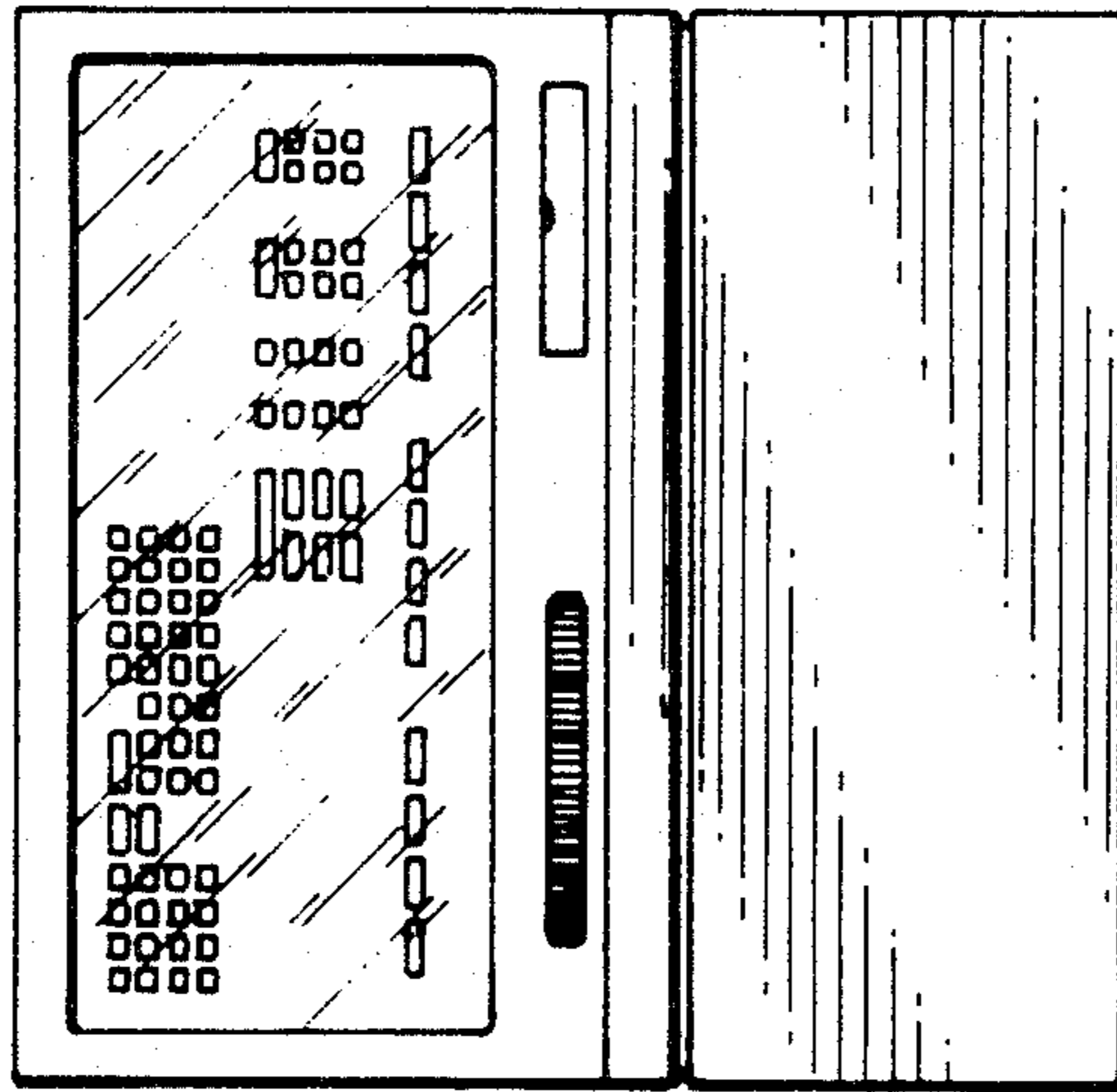


Fig. 3

Fig. 4






Fig. 5




Fig. 6