

[54] DRAWER CASE

[76] Inventors: Karl W. Kleinert, 19601 Beach Cliff Blvd., Rocky River, Ohio 44116; Kenneth B. Kleinert, 1285 E. Melrose Dr., Westlake, Ohio 44145

[\*\*] Term: 14 Years

[21] Appl. No.: 307,779

[22] Filed: Oct. 2, 1981

[52] U.S. Cl. .... D6/446

[58] Field of Search ..... D6/160, 166, 186, 188, D6/158, 159; 312/111, 209, DIG. 33; D3/35

[56] References Cited

U.S. PATENT DOCUMENTS

D. 70,644	7/1926	Benyon et al. ....	D6/166
D. 239,750	5/1976	Sgombick .....	D6/160
4,243,279	1/1981	Ackeret .....	312/111 X
4,378,137	3/1983	Gibson et al. ....	312/111 X

OTHER PUBLICATIONS

*Equipto* ©1945 #461 p. 9; 18 Steel Drawers Unit top right of page.

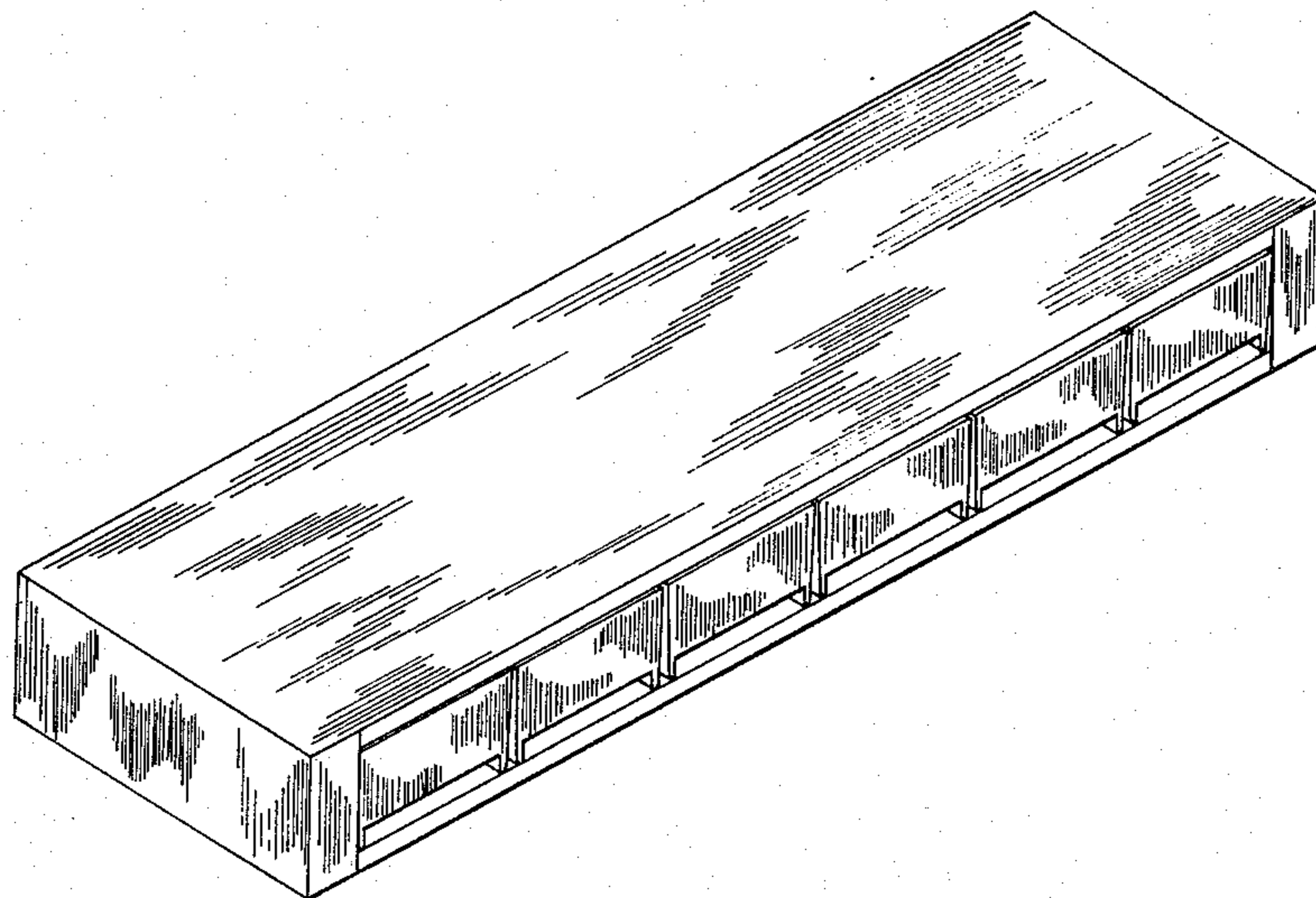
*Primary Examiner*—Bernard Ansher  
*Assistant Examiner*—Carmen H. Vales  
*Attorney, Agent, or Firm*—Pearne, Gordon, Sessions, McCoy, Granger & Tilberry

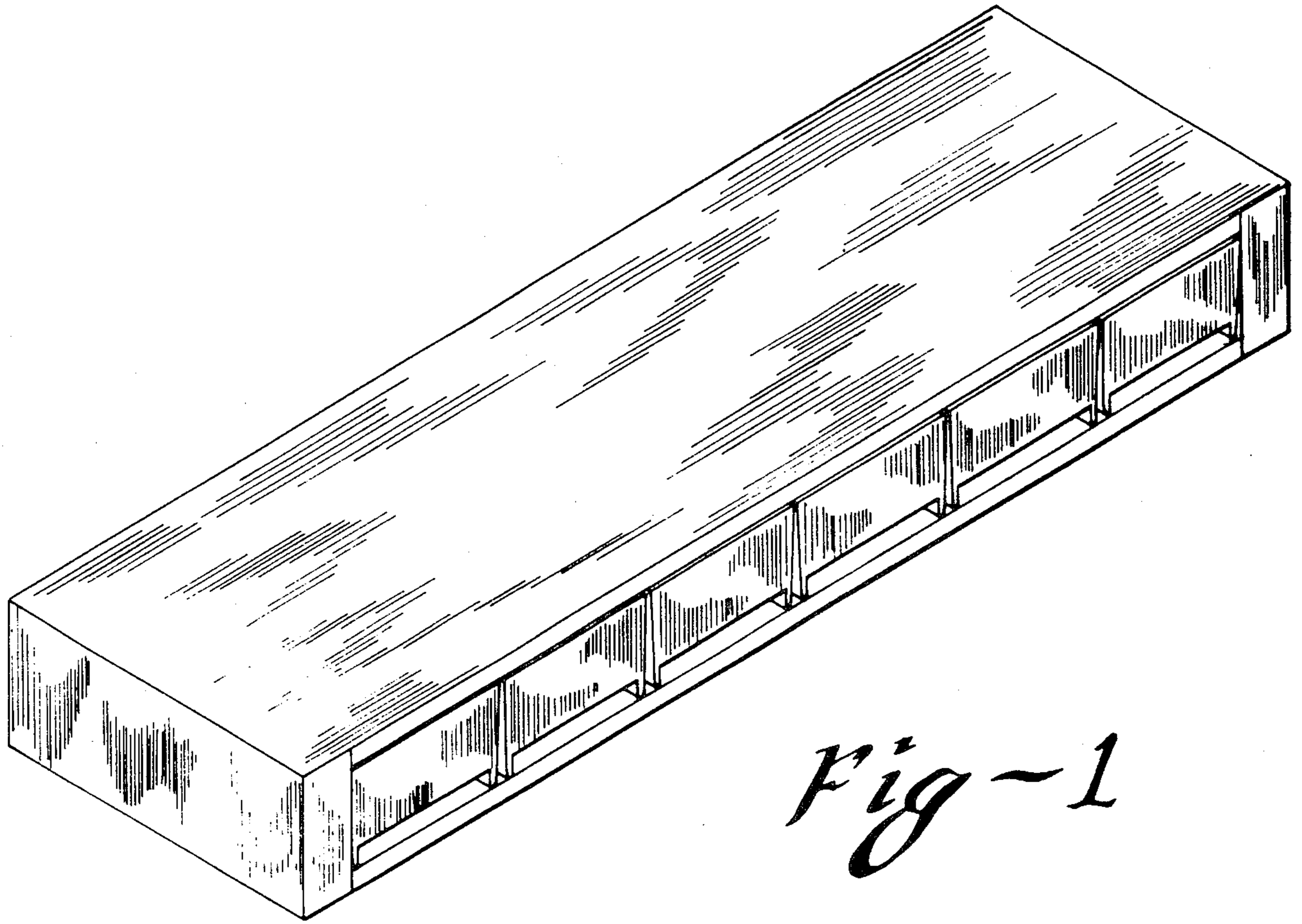
[57] CLAIM

The ornamental design for a drawer case, as shown and described.

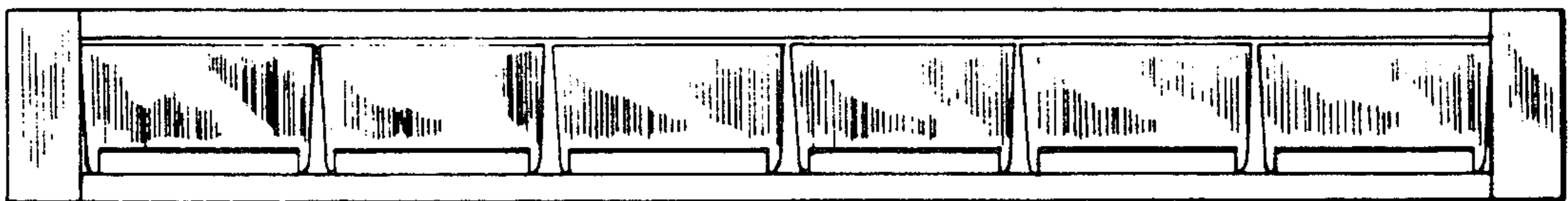
DESCRIPTION

FIG. 1 is a perspective view of a drawer case showing our new design; FIG. 2 is a front elevational view thereof; the rear view of the drawer case is plane and unornamented; FIG. 3 is a front perspective view of a modified embodiment of the drawer case shown in FIG. 1, the rear view of the case is plane and unornamented; FIG. 4 is a front elevational view thereof; and FIG. 5 is a front elevational view of a modified embodiment of the drawing case shown in FIG. 1. The rear view of the modified embodiment of the drawer case is plane and unornamented.





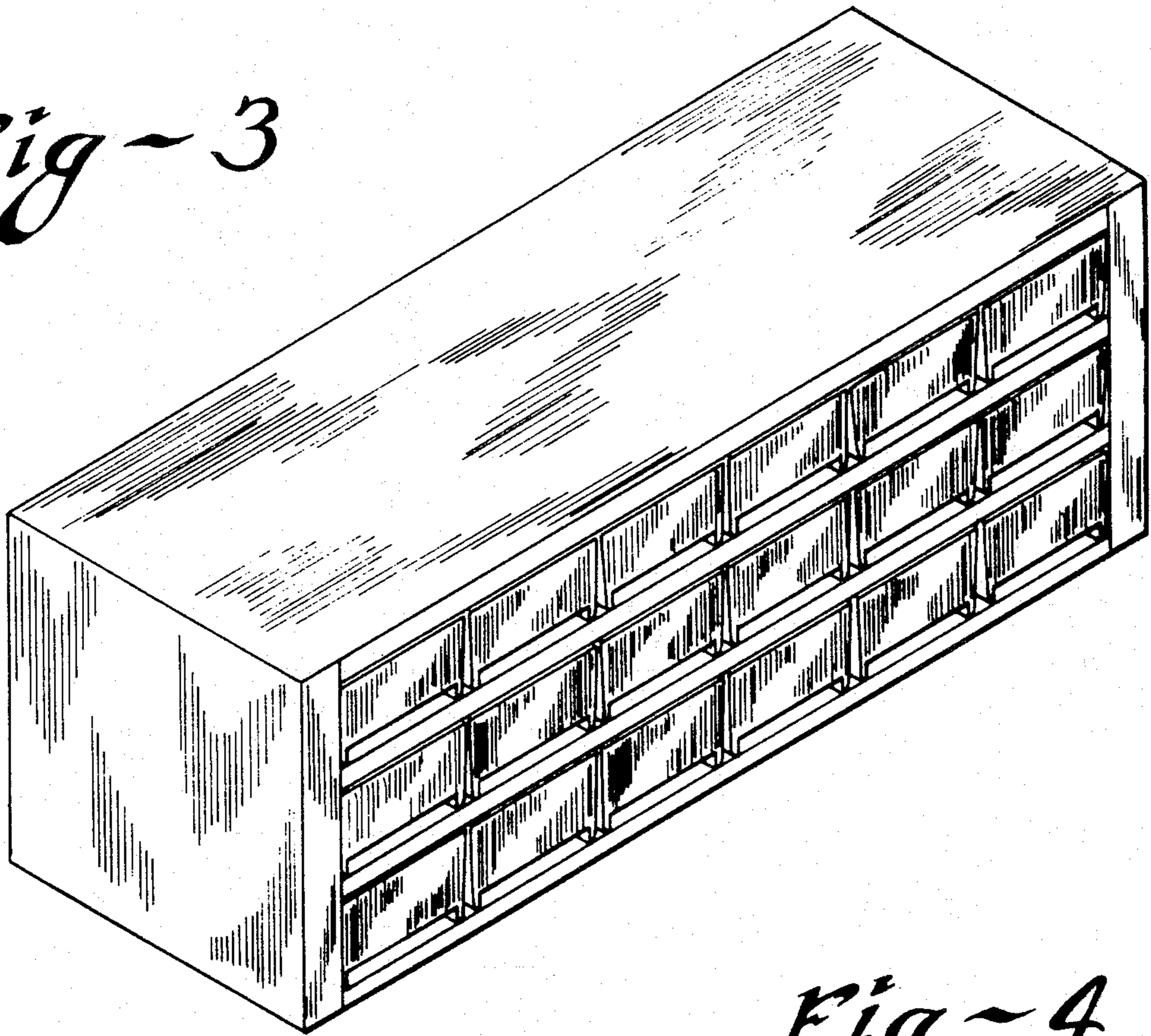
*Fig-1*




*Fig-2*



*Fig - 3*



*Fig - 4*



*Fig - 5*

