

# United States Patent [19]

Weissenburger

[11] Patent Number: **Des. 277,781**

[45] Date of Patent: **\*\* Feb. 26, 1985**

[54] **COMBINED FINGER CLIP AND CUP  
HOLDER FOR DENTAL CLEANING PASTE  
OR THE LIKE**

[75] Inventor: **Edward A. Weissenburger,**  
Mercerville, N.J.

[73] Assignee: **Johnson & Johnson Dental Products  
Company,** East Windsor, N.J.

[\*\*] Term: **14 Years**

[21] Appl. No.: **360,132**

[22] Filed: **Mar. 22, 1982**

[52] U.S. Cl. .... **D24/10; D8/394;  
D8/395; D8/396**

[58] Field of Search ..... **D8/382, 395, 396, 394;  
D24/29, 31, 5, 10, 12; D11/27; 24/339, 545,  
546, 555, 556, 561, 562, 563, 570, 335, 336;  
224/217**

[56] **References Cited**

**U.S. PATENT DOCUMENTS**

D. 208,105 7/1967 Haber ..... D8/395  
1,462,714 7/1923 Marchand ..... 24/546  
2,207,515 7/1940 Hueglin, Jr. .... 24/336

2,539,940 1/1951 Abramson ..... 224/217  
3,033,412 5/1962 Fox ..... 24/339

**FOREIGN PATENT DOCUMENTS**

0625705 7/1949 United Kingdom ..... 24/339

*Primary Examiner*—Wallace R. Burke  
*Assistant Examiner*—Suzanne N. Gitlin  
*Attorney, Agent, or Firm*—Charles J. Metz

[57] **CLAIM**

The ornamental design for the combined finger clip and cup holder for dental cleaning paste or the like, as shown and described.

**DESCRIPTION**

FIG. 1 is a reduced perspective view of a combined finger clip and cup holder for dental cleaning paste or the like showing my new design;  
FIG. 2 is a front view thereof;  
FIG. 3 is a side view taken from the left of FIG. 1;  
FIG. 4 is a side view taken from the right of FIG. 1;  
FIG. 5 is a top view thereof;  
FIG. 6 is a bottom view thereof;  
FIG. 7 is a reduced perspective view similar to FIG. 1, the cup being shown in broken lines for illustrative purposes only.

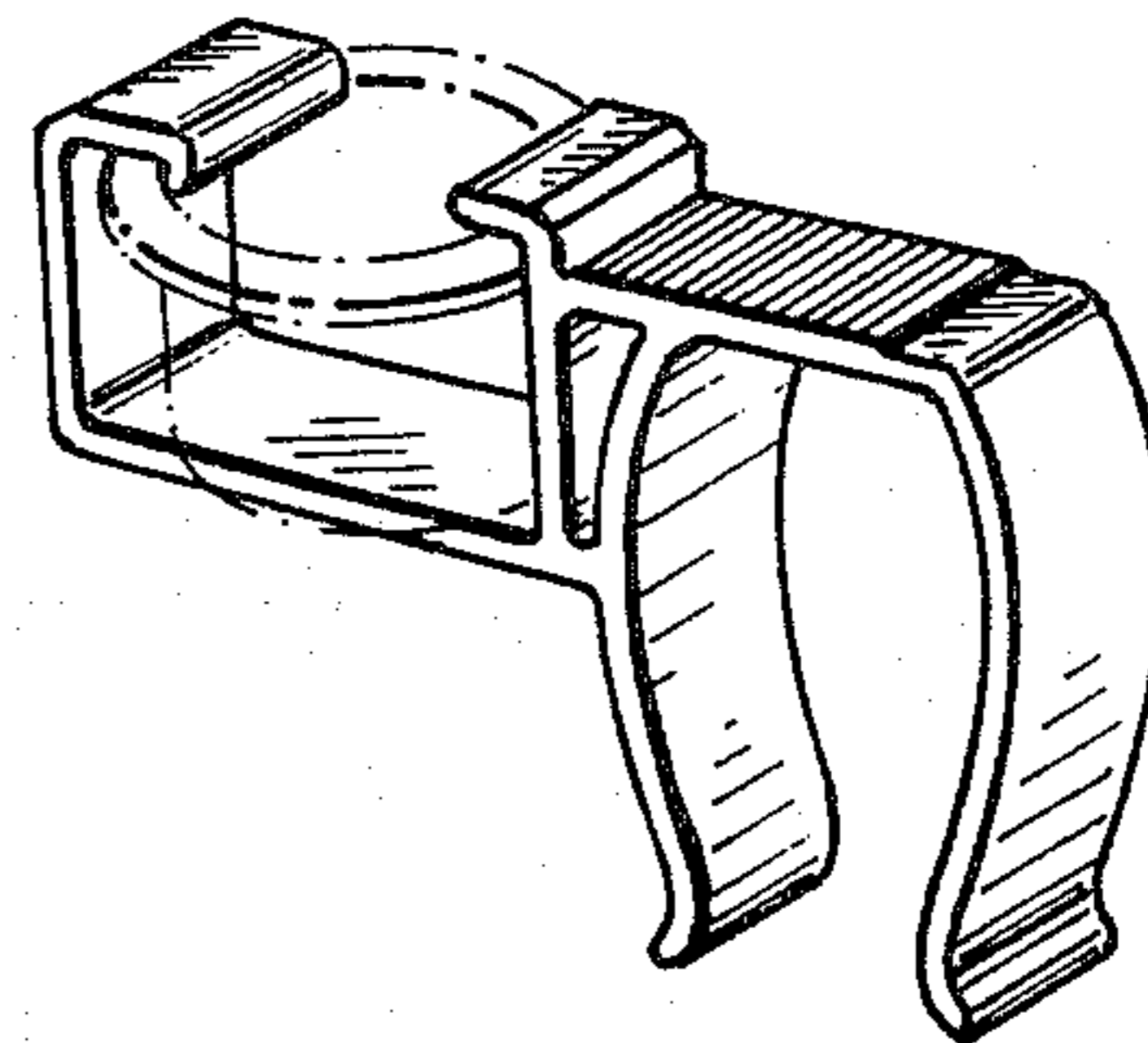
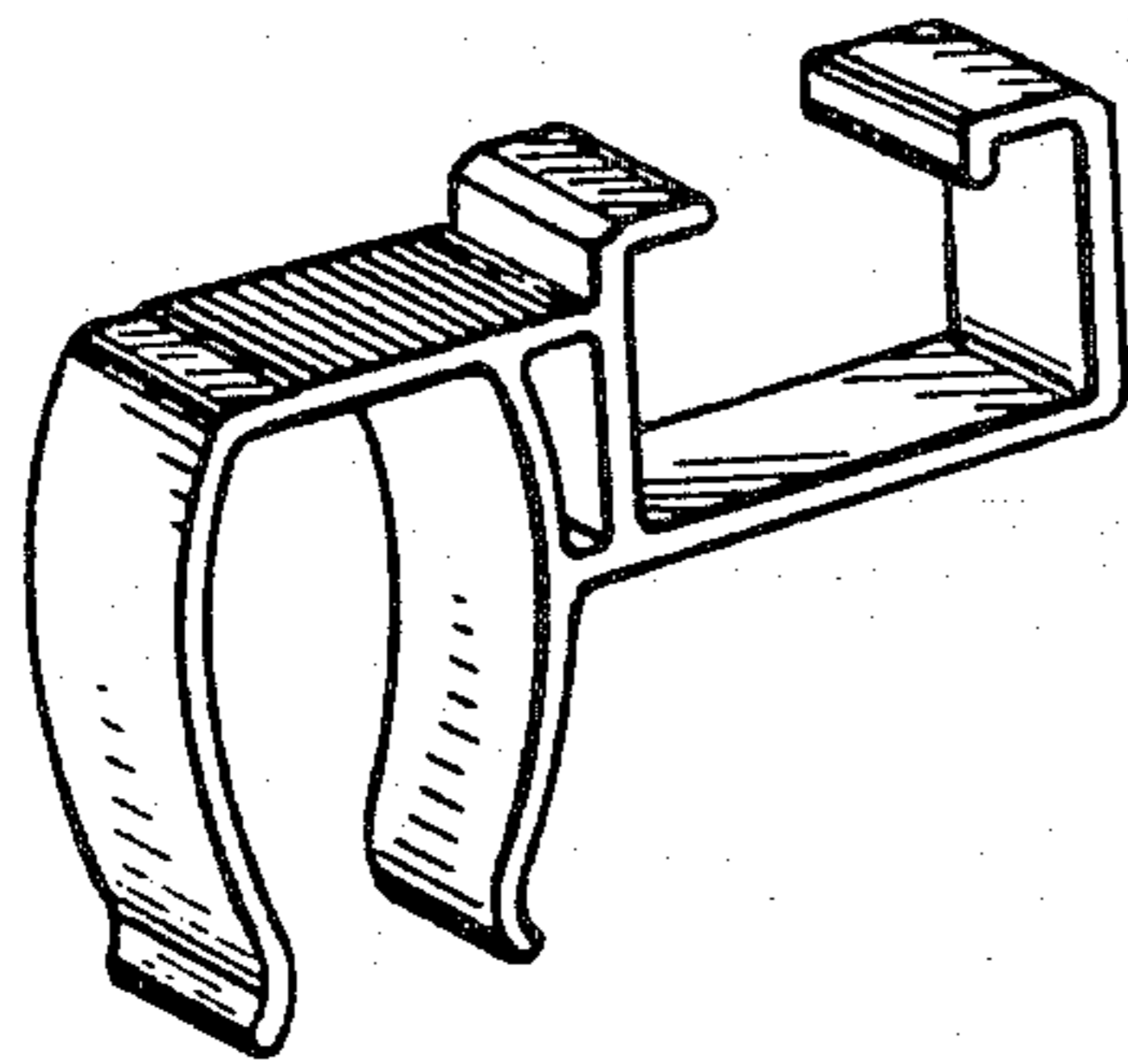


Fig. 1.




Fig. 7.

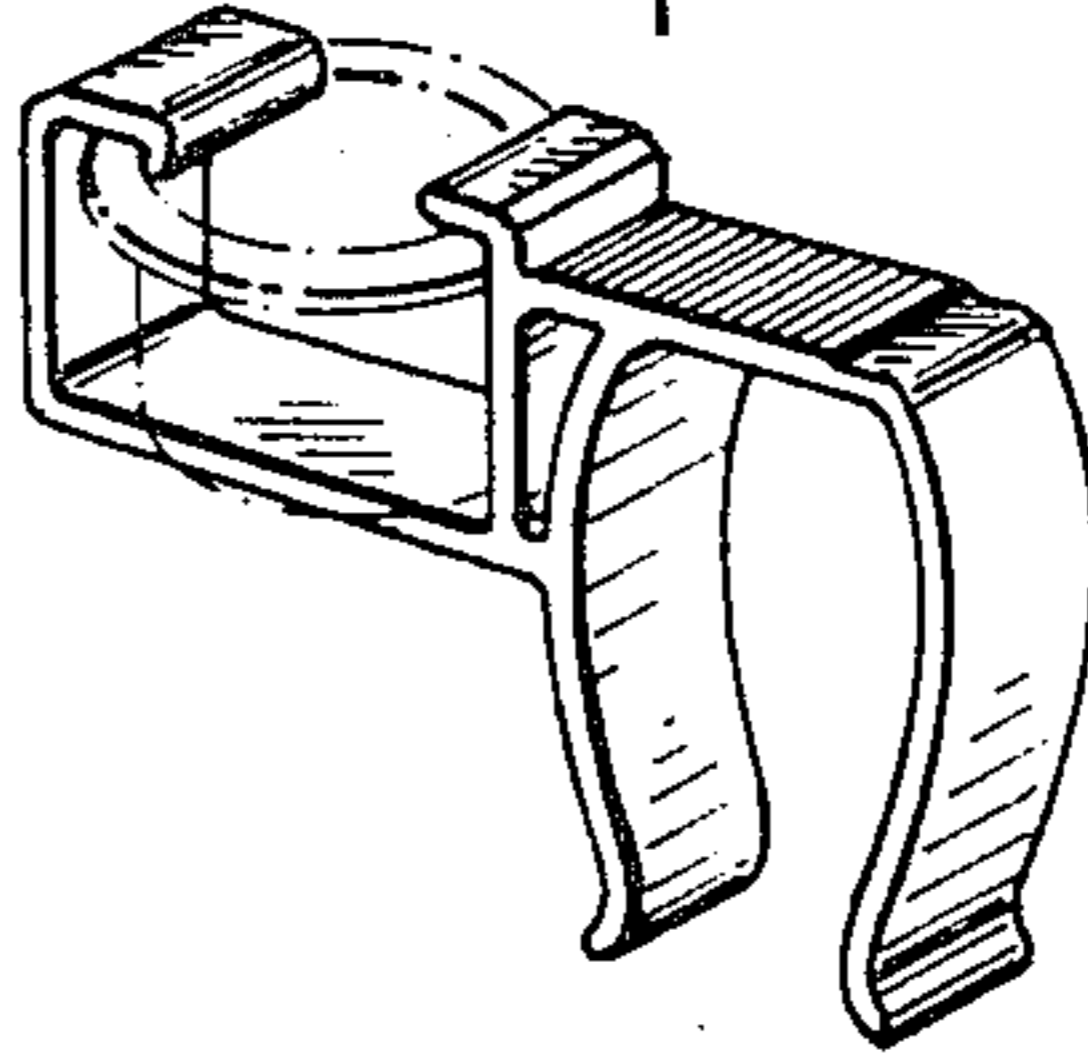


Fig. 3.




Fig. 2.

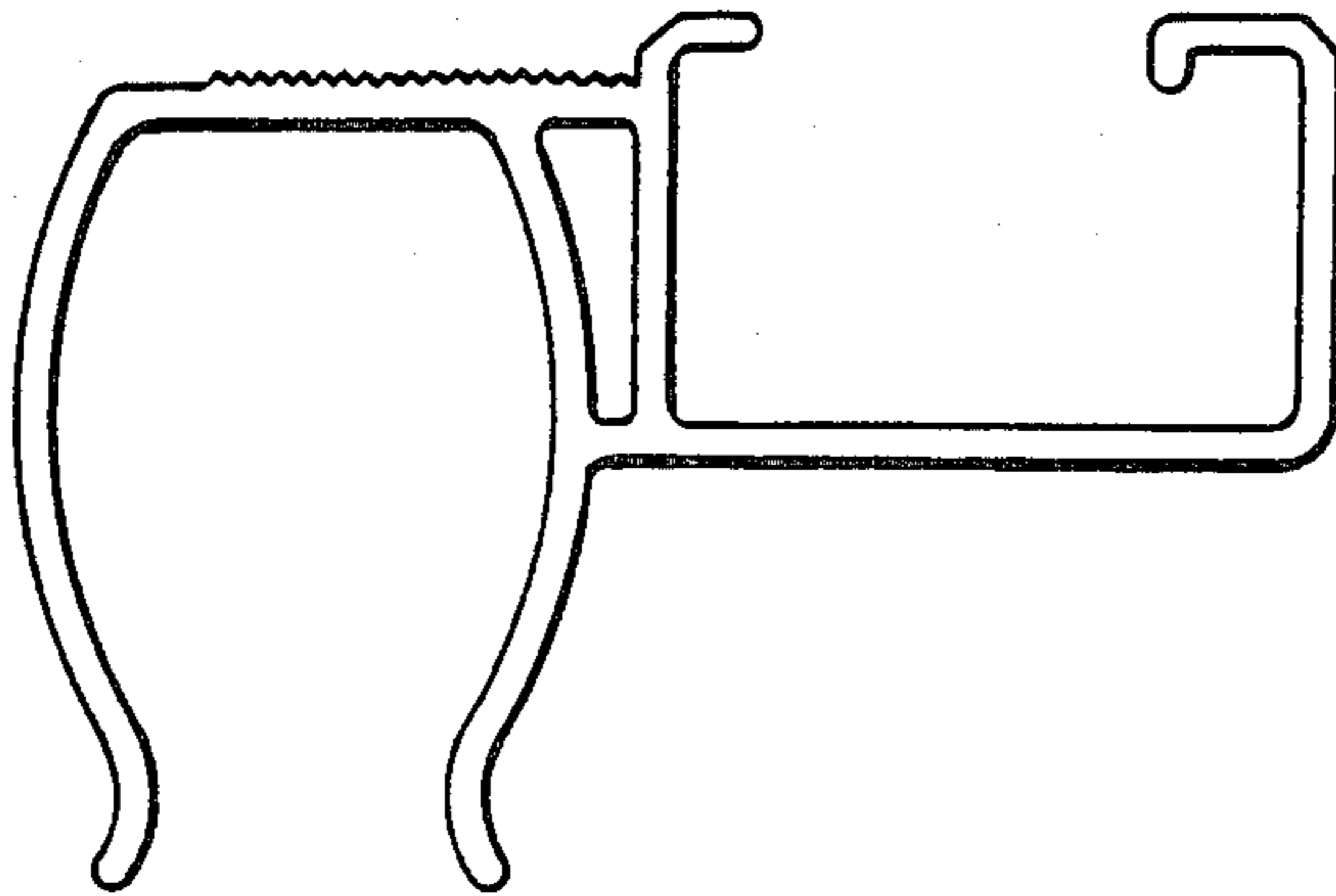


Fig. 4.




Fig. 5.




Fig. 6.

