

# United States Patent [19]

Bechtel

[11] Patent Number: **Des. 277,773**

[45] Date of Patent: **\*\* Feb. 26, 1985**

[54] **SCOPE MOUNT FOR A PELLET PISTOL OR THE LIKE**

[76] Inventor: **Daniel L. Bechtel**, P.O. Box 11281, Fort Worth, Tex. 76109

[\*\*] Term: **14 Years**

[21] Appl. No.: **438,021**

[22] Filed: **Nov. 1, 1982**

[52] U.S. Cl. .... **D22/7**

[58] Field of Search ..... 42/1 S, 1 ST; 33/245, 33/250; D22/8, 7

[56] **References Cited**

**U.S. PATENT DOCUMENTS**

3,153,856 10/1964 Felix ..... 42/1 ST  
4,021,954 5/1977 Crawford ..... 33/250 X

4,328,624 5/1982 Ross ..... 42/1 S X  
4,383,371 5/1983 Coffey ..... 33/245

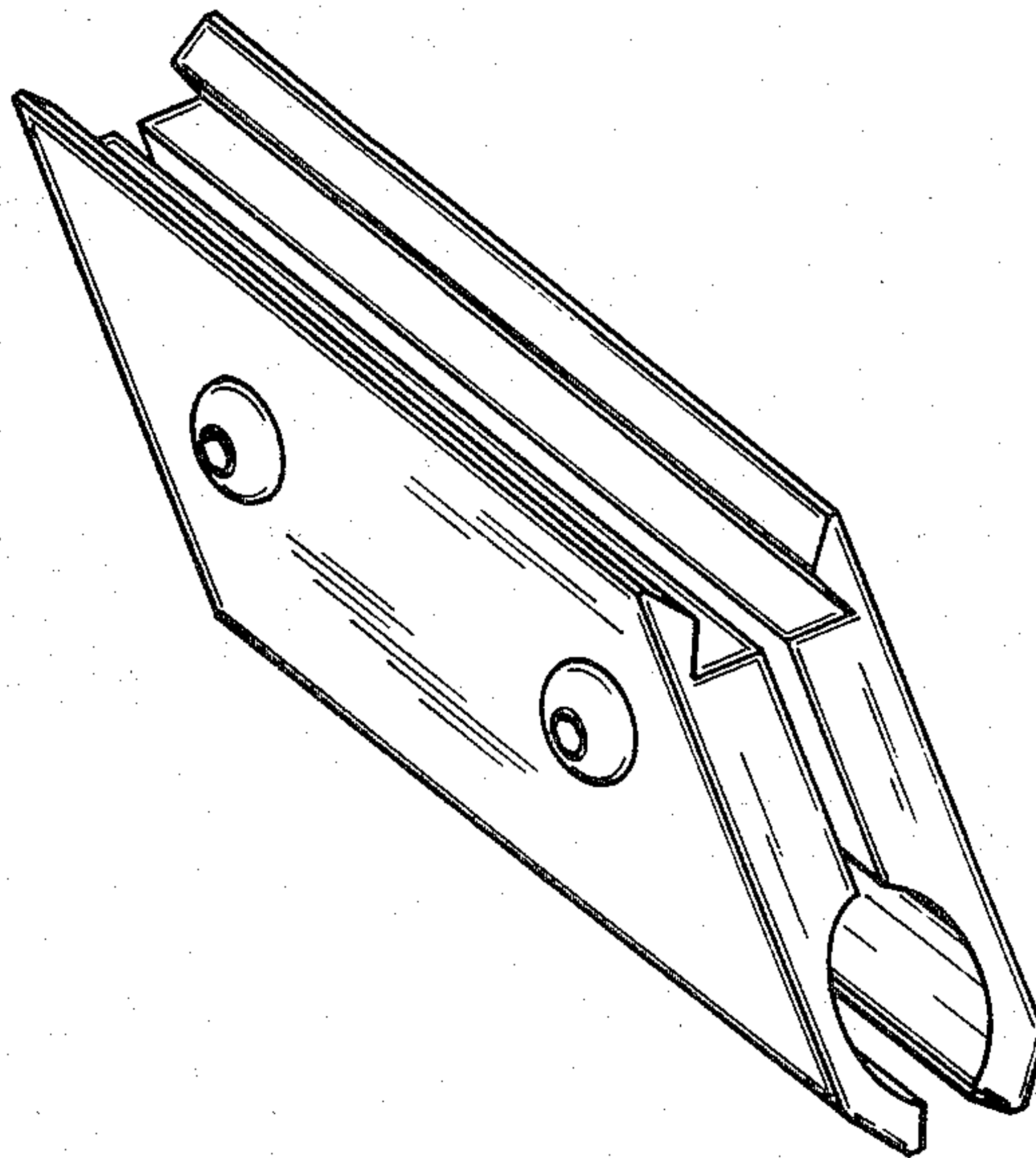
*Primary Examiner*—A. Hugo Word  
*Attorney, Agent, or Firm*—Charles W. McHugh

[57] **CLAIM**

The ornamental design for a scope mount for a pellet pistol or the like, as shown.

**DESCRIPTION**

FIG. 1 is a perspective view of the scope mount for a pellet pistol or the like, showing my new design; FIG. 2 is a top plan view thereof; FIG. 3 is a front elevational view thereof; FIG. 4 is a right side elevational view thereof; FIG. 5 is a left side elevational view thereof; FIG. 6 is a rear elevational view thereof; and FIG. 7 is a bottom plan view thereof.



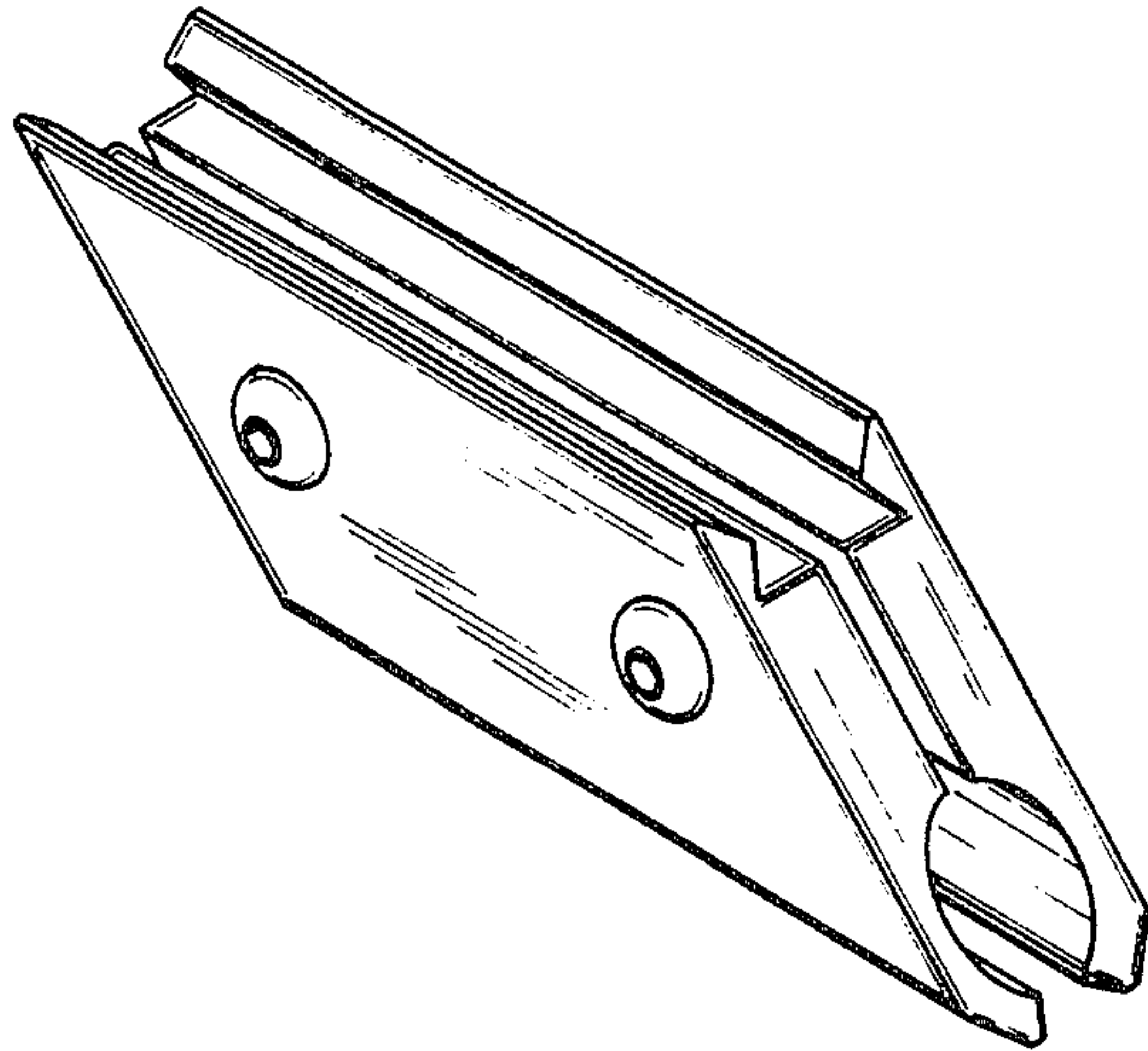


FIG. 1




FIG. 2

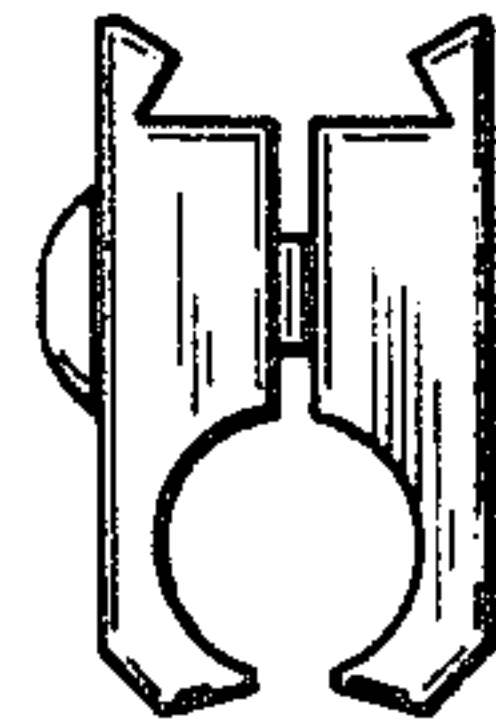


FIG. 3




FIG. 4




FIG. 5




FIG. 6




FIG. 7