

- [54] PINNED-EXTRUSION HEAT SINK FOR ELECTRONIC DEVICES
- [75] Inventor: Alfred F. McCarthy, Belmont, N.H.
- [73] Assignee: Aavid Engineering, Inc., Laconia, N.H.
- [\*\*] Term: 14 Years
- [21] Appl. No.: 431,164
- [22] Filed: Sep. 30, 1982
- [52] U.S. Cl. .... D13/23
- [58] Field of Search ..... D13/23; 174/16 HS; 357/81; 165/80, 80 A, 80 B, 185; 361/386

- [56] **References Cited**
- U.S. PATENT DOCUMENTS
- D. 200,775 4/1965 Horn ..... D13/23

- OTHER PUBLICATIONS
- Aham Heat Sinks Catalog, 1977, p. 8, FIG. 4, Cooler.

Allied Electronics Catalog, #750, 1975, p. 50, Heat Sink Extrusion A.  
 Allied Electronics, Catalog, #750, 1975, p. 50, Power Circuit Board Cooler #6030B.  
 Wakefield Heat Sink Catalog #1967, 201 1967, p. 14, Series WN Heat Sink.

*Primary Examiner*—Susan J. Lucas  
*Attorney, Agent, or Firm*—James E. Mrose

[57] CLAIM

The ornamental design for a pinned-extrusion heat sink for electronic devices, substantially as shown.

DESCRIPTION

FIG. 1 is a perspective view of a pinned-extrusion heat sink for electronic devices showing my new design; FIG. 2 is a front elevational view thereof; FIG. 3 is a back elevational view thereof; FIG. 4 is a left side elevational view thereof; FIG. 5 is a right side elevational view thereof; FIG. 6 is a top plan view thereof; and FIG. 7 is a bottom plan view thereof.




FIG. 1




FIG. 2



FIG. 3

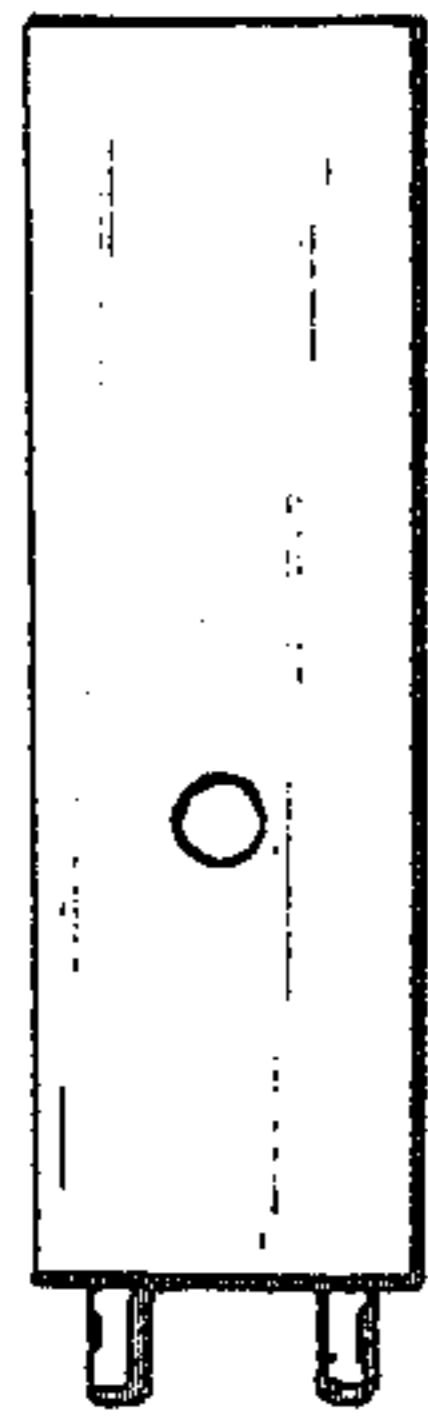


FIG. 4




FIG. 5




FIG. 6

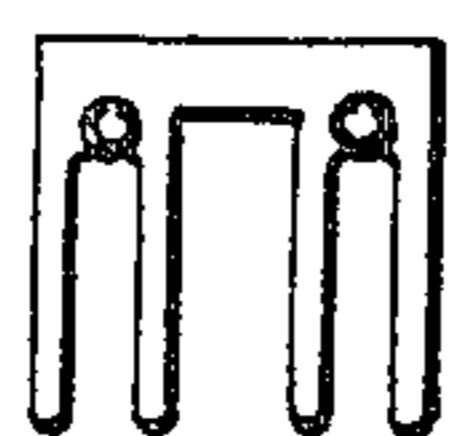


FIG. 7

