

[54] COMBINED ROAD MARKER AND LOCK-IN SIGN

[75] Inventors: Nick G. Grammas, Plymouth; Michael T. Callas, Edina, both of Minn.

[73] Assignee: Lamba Systems, Inc., St. Paul, Minn.

[**] Term: 14 Years

[21] Appl. No.: 475,079

[22] Filed: Mar. 14, 1983

[52] U.S. Cl. D10/109

[58] Field of Search D10/104, 109.1 B, 121; 340/114 B, 114 R; 116/63 C; 40/10 B, 152, 490, 491; 404/6, 9, 10, 12, 14, 16; 350/96.1, 99

[56] References Cited

U.S. PATENT DOCUMENTS

- D. 60,293 1/1922 Meden .
- D. 235,744 7/1975 England .
- D. 272,809 2/1984 Bent et al. D10/109

- 1,058,881 2/1967 Semco .
- 2,957,444 10/1960 Boettler 116/63 C
- 3,099,244 7/1963 Knapp 116/63 C
- 3,520,235 7/1970 Palazzolo et al. .
- 3,809,007 5/1974 Brown .
- 4,197,808 4/1980 Kinninger 40/612
- 4,329,800 5/1982 Shuman 40/606

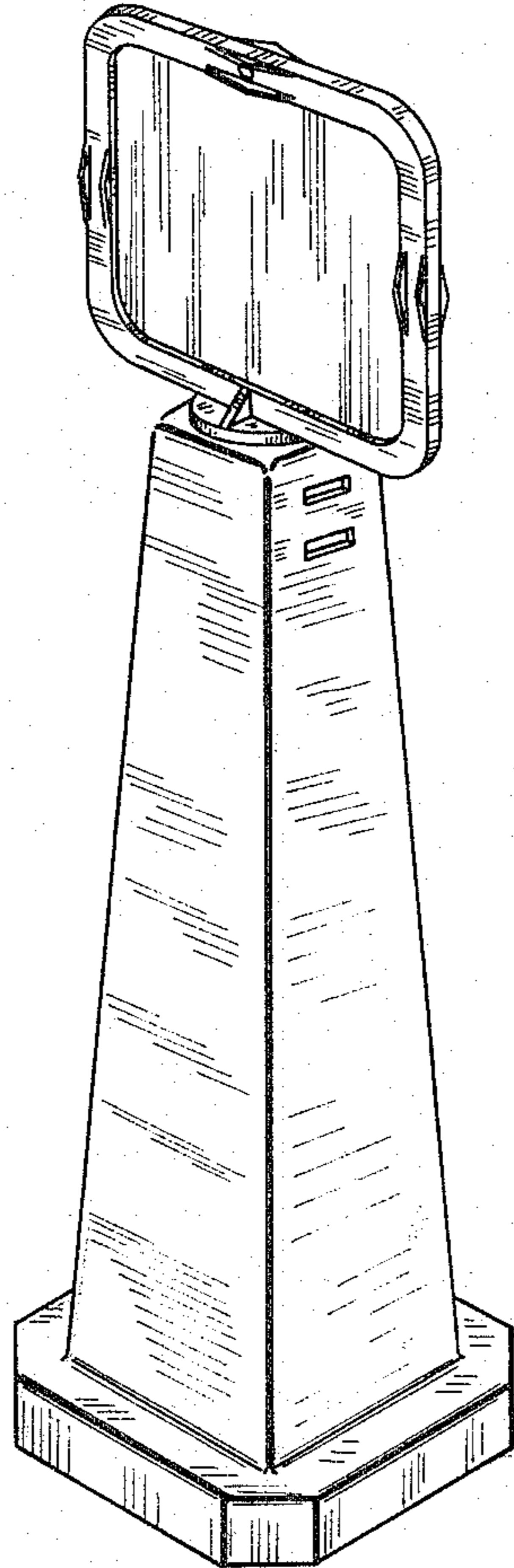
Primary Examiner—B. J. Bullock
Assistant Examiner—Suzanne N. Gitlin
Attorney, Agent, or Firm—Burd, Bartz & Gutenkauf

[57] CLAIM

The ornamental design for a combined road marker and lock-in sign, substantially as shown and described.

DESCRIPTION

FIG. 1 is a perspective view of a combined road marker and lock-in sign showing my new design; FIG. 2 is a side elevational taken from the left of FIG. 1; FIG. 3 is a rear elevational view thereof; FIG. 4 is a top plan view thereof; FIG. 5 is a bottom plan view thereof.






FIG. 1

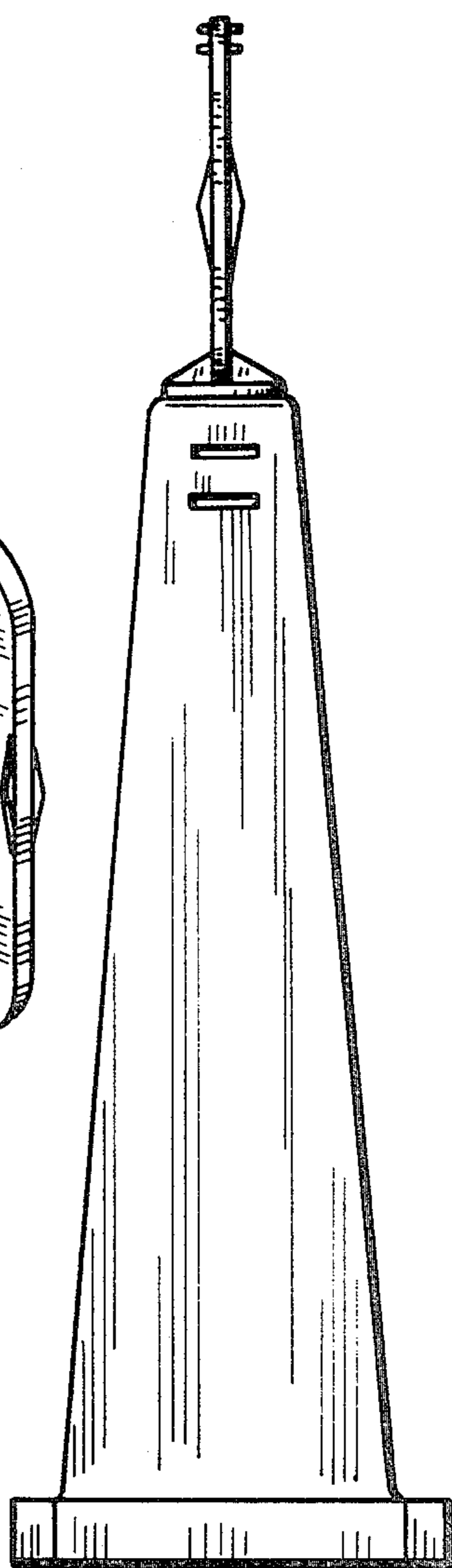


FIG. 2

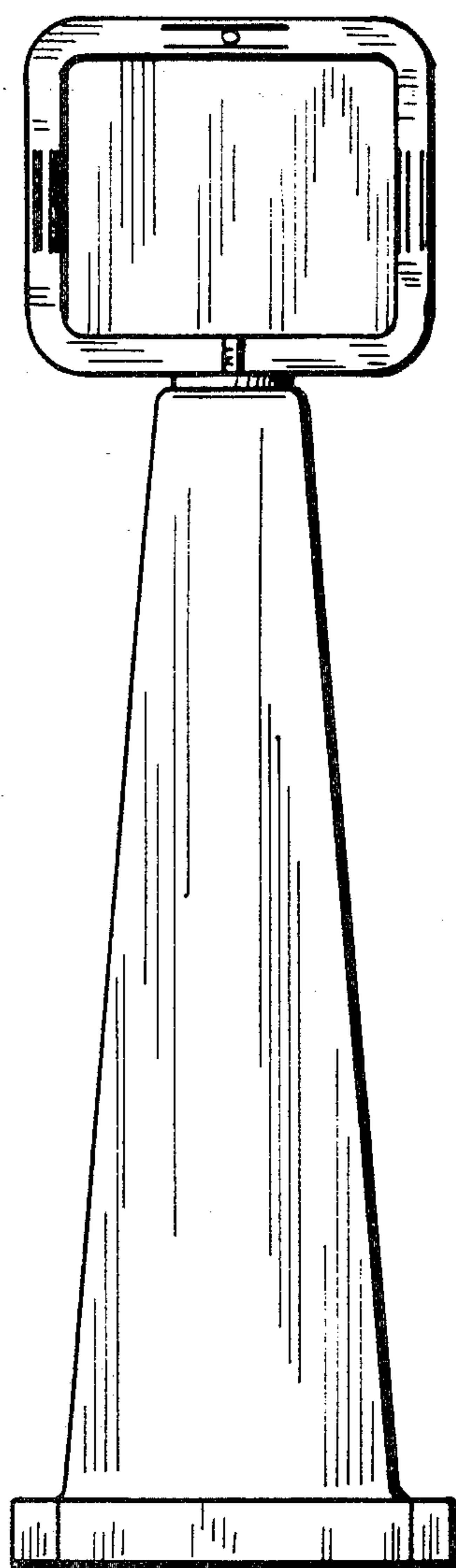


FIG. 3

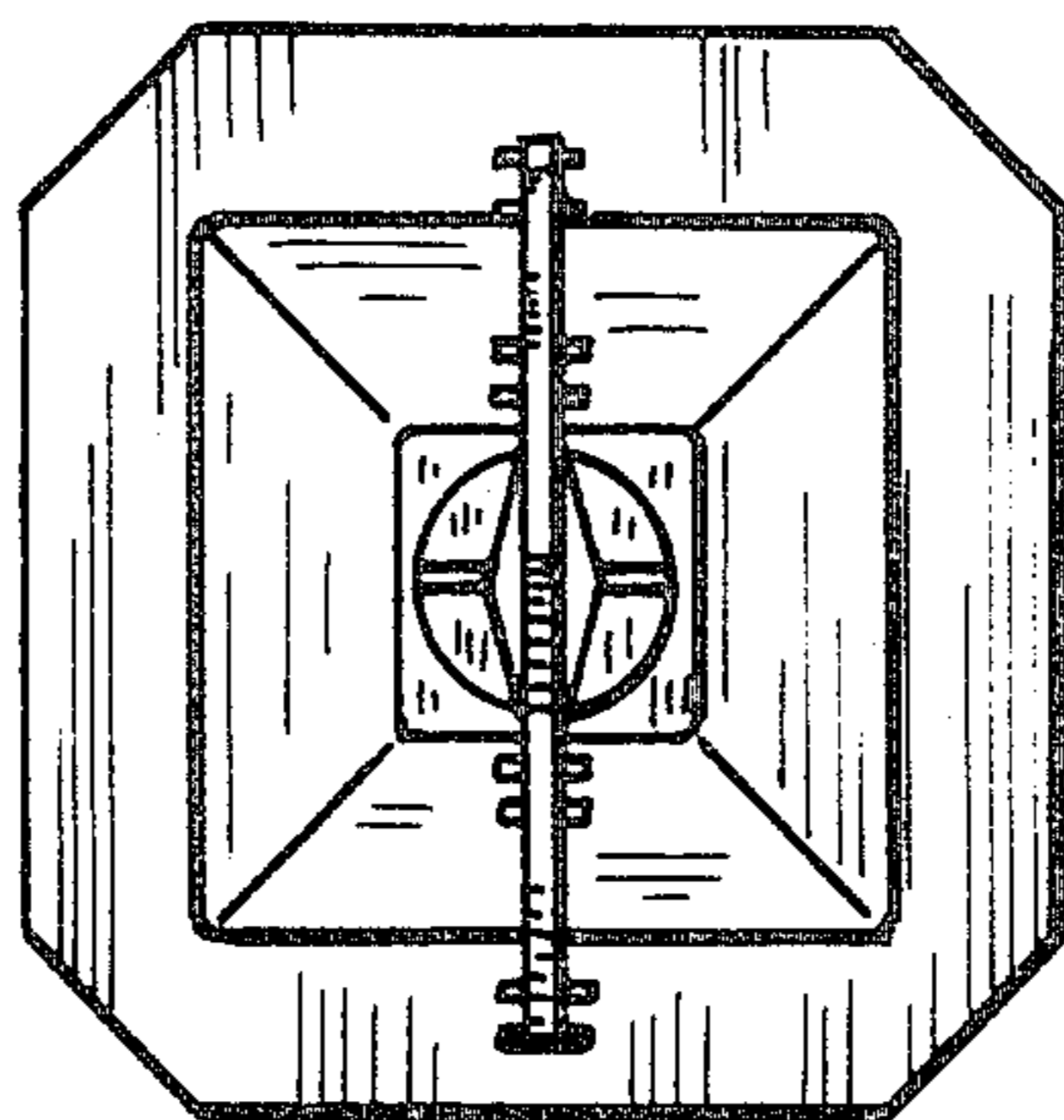


FIG. 4




FIG. 5