

United States Patent [19]

Engle et al.

[11] Patent Number: **Des. 277,710**

[45] Date of Patent: **** Feb. 26, 1985**

[54] **KEY HOLDER FOR A PURSE**

[76] Inventors: **Richard A. Engle; Angeline V. Engle**,
both of 7594 12 Mile Rd., Warren,
Mich. 48092

[**] Term: **14 Years**

[21] Appl. No.: **361,417**

[22] Filed: **Mar. 24, 1982**

[52] U.S. Cl. **D3/54; D3/61**

[58] Field of Search **D3/54, 55, 61-65;**
24/3 K; 150/34, 40; D6/102, 103, 120, 121,
116; 248/301, 304, 305; D8/373, 367

[56] **References Cited**

U.S. PATENT DOCUMENTS

104,903 6/1870 Turner 248/304
2,272,854 2/1942 Sloane et al. 150/34

2,308,166 1/1943 Fulton D3/55
2,455,968 12/1948 Baker D3/54
3,707,742 1/1973 Justice et al. 34/3 K
4,124,189 11/1978 Einhorn 248/304

Primary Examiner—George P. Word

Attorney, Agent, or Firm—Gerald R. Hershberger

[57] **CLAIM**

The ornamental design for a key holder for a purse,
substantially as shown and described.

DESCRIPTION

FIG. 1 is a front elevational view of a key holder for a
purse showing our new design;

FIG. 2 is a top plan view thereof;

FIG. 3 is a bottom plan view thereof; and

FIG. 4 is a left side elevational view thereof.

The rear portion of the key holder for a purse is plain
and unornamented.


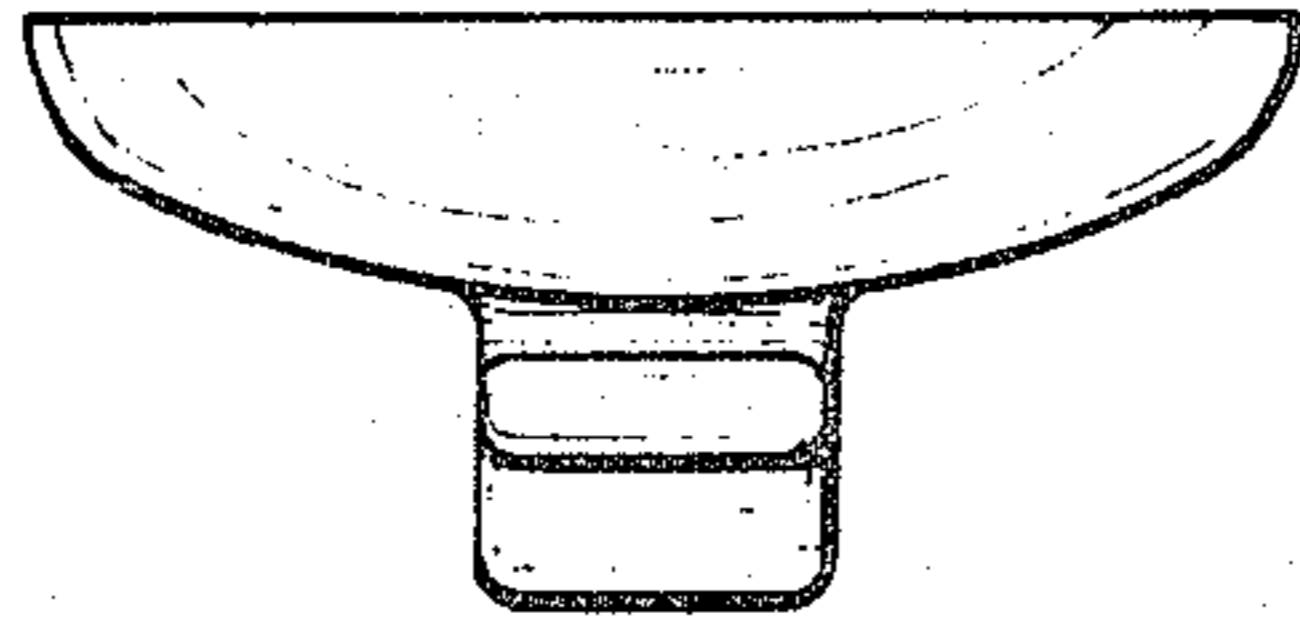


Fig 1

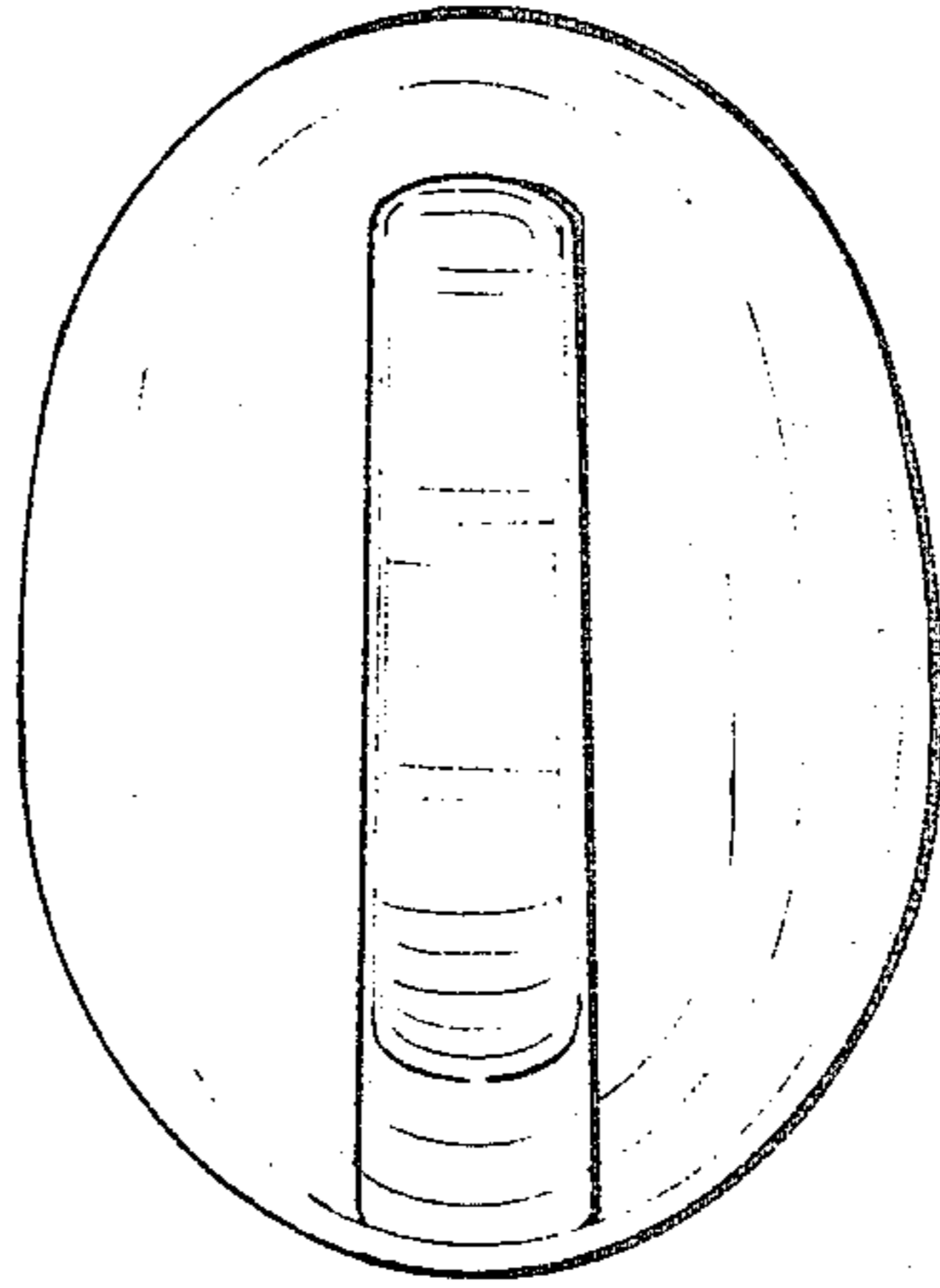


Fig 2

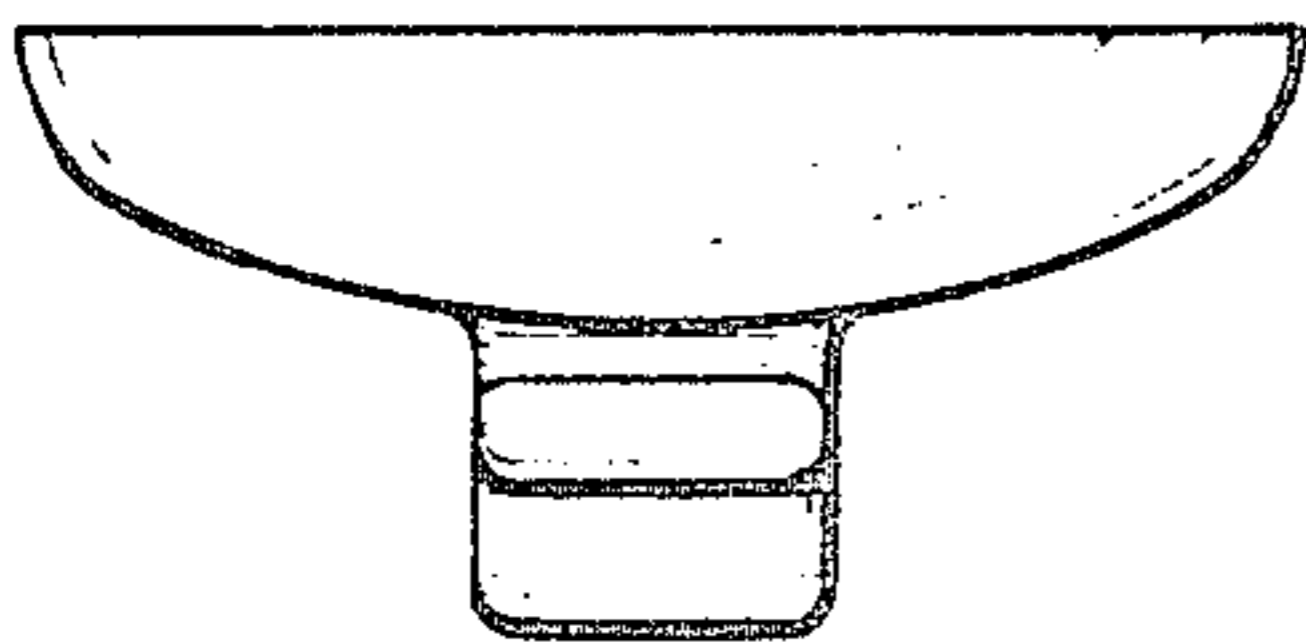


Fig 3

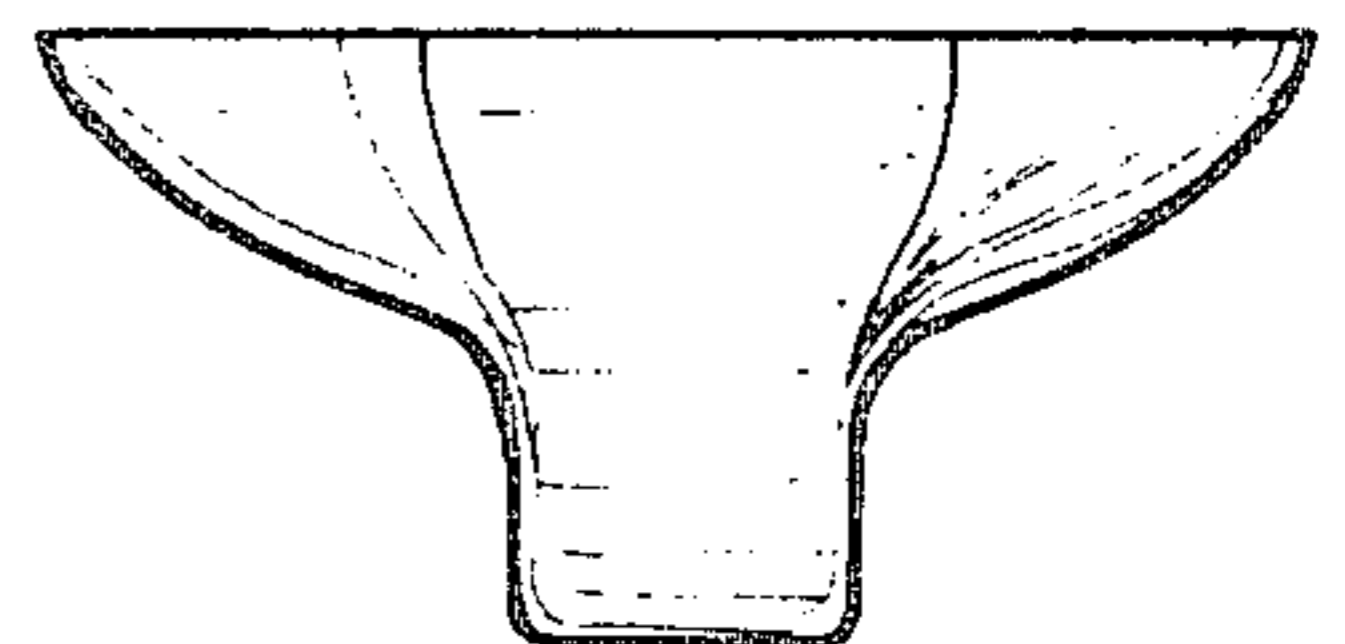


Fig 4

