

[54] DENTIST SERVICE UNIT

[75] Inventor: David E. J. Newman, Toronto, Canada

[73] Assignee: D.I. Retail Planning & Design Ltd., Toronto, Canada

[\*\*] Term: 14 Years

[21] Appl. No.: 407,597

[22] Filed: Aug. 12, 1982

[30] Foreign Application Priority Data

Apr. 27, 1982 [CA] Canada ..... 27-04-82-14

[52] U.S. Cl. .... D24/4; D6/432; D6/442

[58] Field of Search ..... D6/157, 158, 159, 167, D6/168, 169, 164, 139, 181; D24/1, 4; 312/209, 279, 319, 328; 433/77, 79; 108/111

[56] References Cited

U.S. PATENT DOCUMENTS

|            |         |                     |          |
|------------|---------|---------------------|----------|
| D. 226,483 | 3/1973  | Schwartz .....      | D24/4    |
| D. 227,891 | 7/1973  | Welsh .....         | D24/4    |
| D. 231,230 | 4/1974  | Jenkins et al. .... | D24/4    |
| D. 240,134 | 6/1976  | Pierson .....       | D6/164 X |
| D. 257,417 | 10/1980 | Lerner et al. ....  | D6/181 X |
| 3,547,505  | 7/1969  | Ott et al. ....     | 312/209  |
| 4,271,766  | 6/1981  | Schmiedeler .....   | 108/111  |

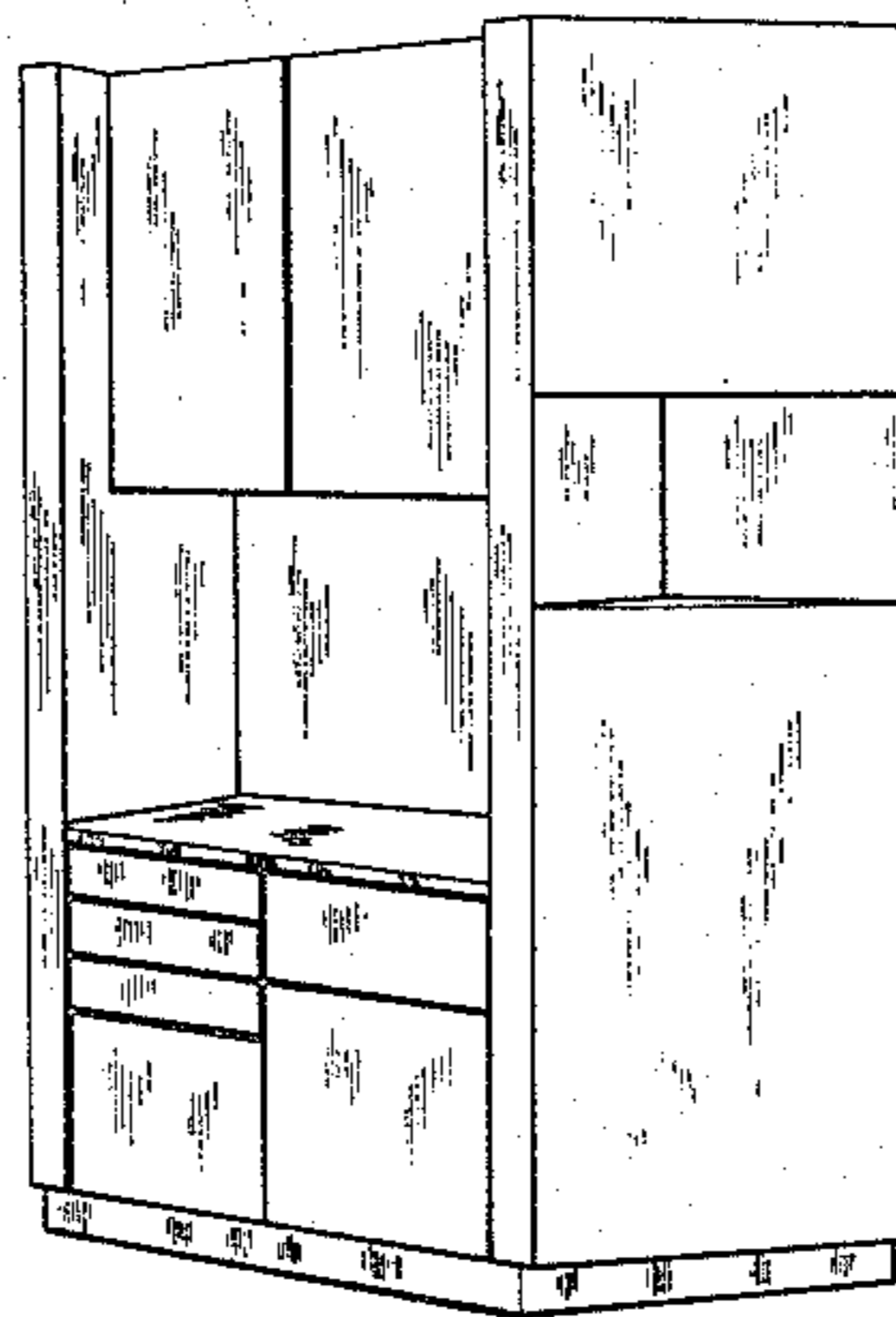
Primary Examiner—Carmen H. Vales  
Attorney, Agent, or Firm—Cushman, Darby & Cushman

[57] CLAIM

The ornamental design for a dentist service unit, as shown and described.

DESCRIPTION

FIG. 1 is a front perspective view of a dentist service unit showing my new design; FIG. 2 is a front elevational view thereof; and FIG. 3 is a top plan view thereof. The rear of the unit is substantially flat and unornamented.






FIG. 1.

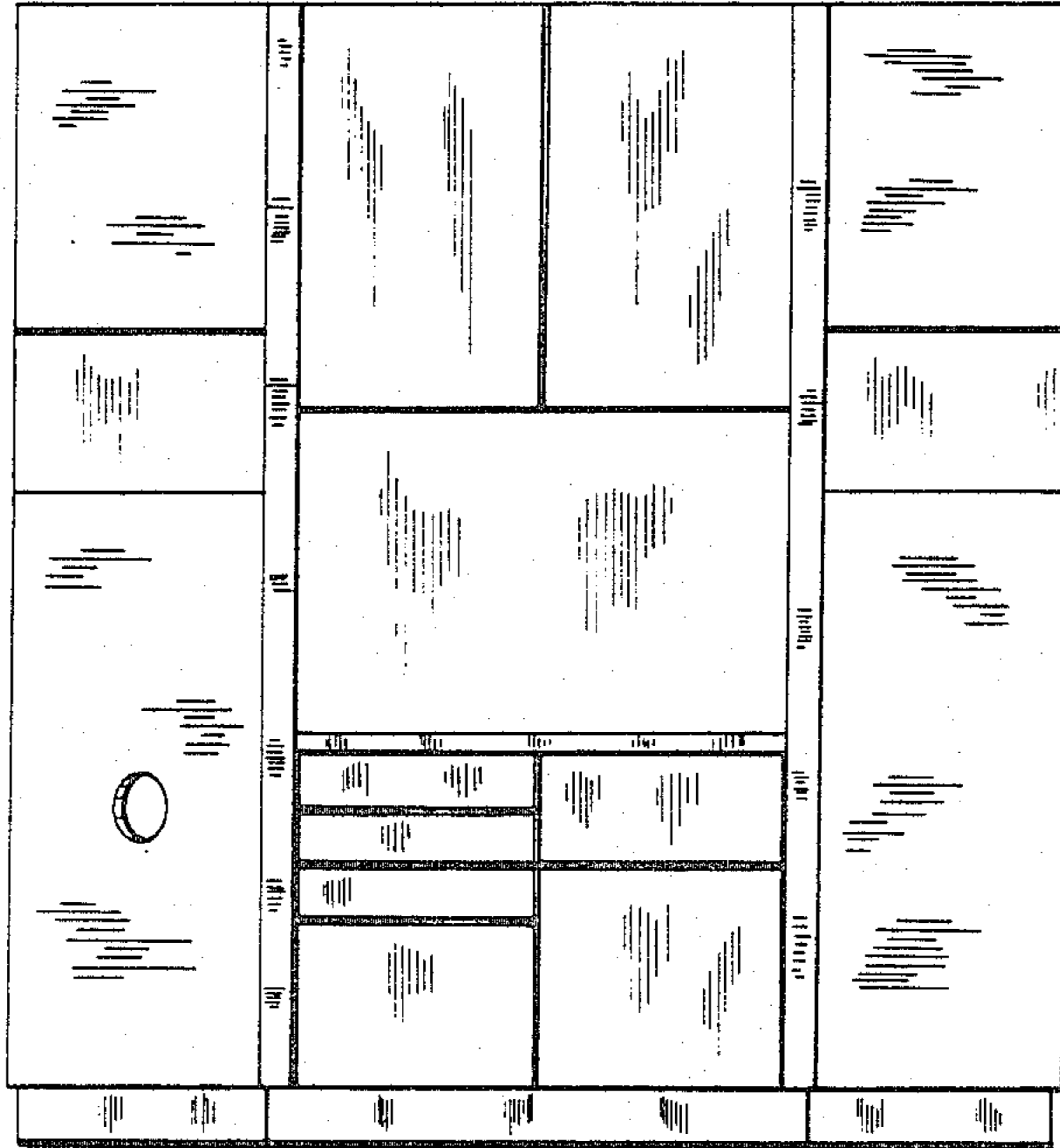


FIG. 2.

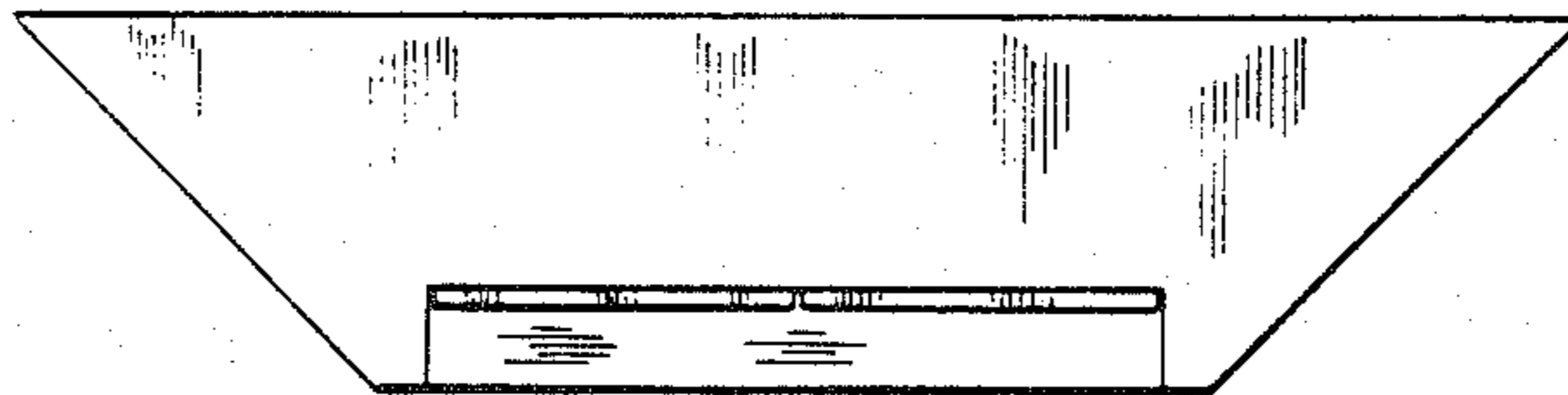


FIG. 3.