

[54] **CLOCK FACE**

[76] **Inventor: Louis W. Jagoe, 210 Tanglewood Pl., #S-102, Tampa, Fla. 33617**

[\*\*] **Term: 14 Years**

[21] **Appl. No.: 426,239**

[22] **Filed: Sep. 28, 1982**

[52] **U.S. Cl. .... D10/123**

[58] **Field of Search ..... D10/123, 122, 124, 125, D10/126, 30, 33, 36; 368/228, 232, 285**

[56] **References Cited**

**U.S. PATENT DOCUMENTS**

- D. 178,044 6/1956 Pasquier ..... D10/1 X
- D. 181,620 12/1957 Bloch ..... D10/1 X
- D. 198,095 4/1964 Champlin ..... D10/22
- D. 218,945 10/1970 Worthington ..... D10/123 X

- D. 218,947 10/1970 Worthington ..... D10/123 X
- D. 224,550 8/1972 Fainsilber et al. .... D10/22
- 3,763,645 10/1973 Kim ..... D10/22 X

**FOREIGN PATENT DOCUMENTS**

- 346167 6/1960 Switzerland ..... D10/124


*Primary Examiner*—Bernard Ansher  
*Assistant Examiner*—Terry Pfeffer  
*Attorney, Agent, or Firm*—B. P. Fishburne, Jr.


[57] **CLAIM**

The ornamental design for a clock face, as shown and described.

**DESCRIPTION**

FIG. 1 is a plan view of a clock face showing my design. FIG. 2 is a side elevation thereof, and FIG. 3 is a bottom plan view thereof.

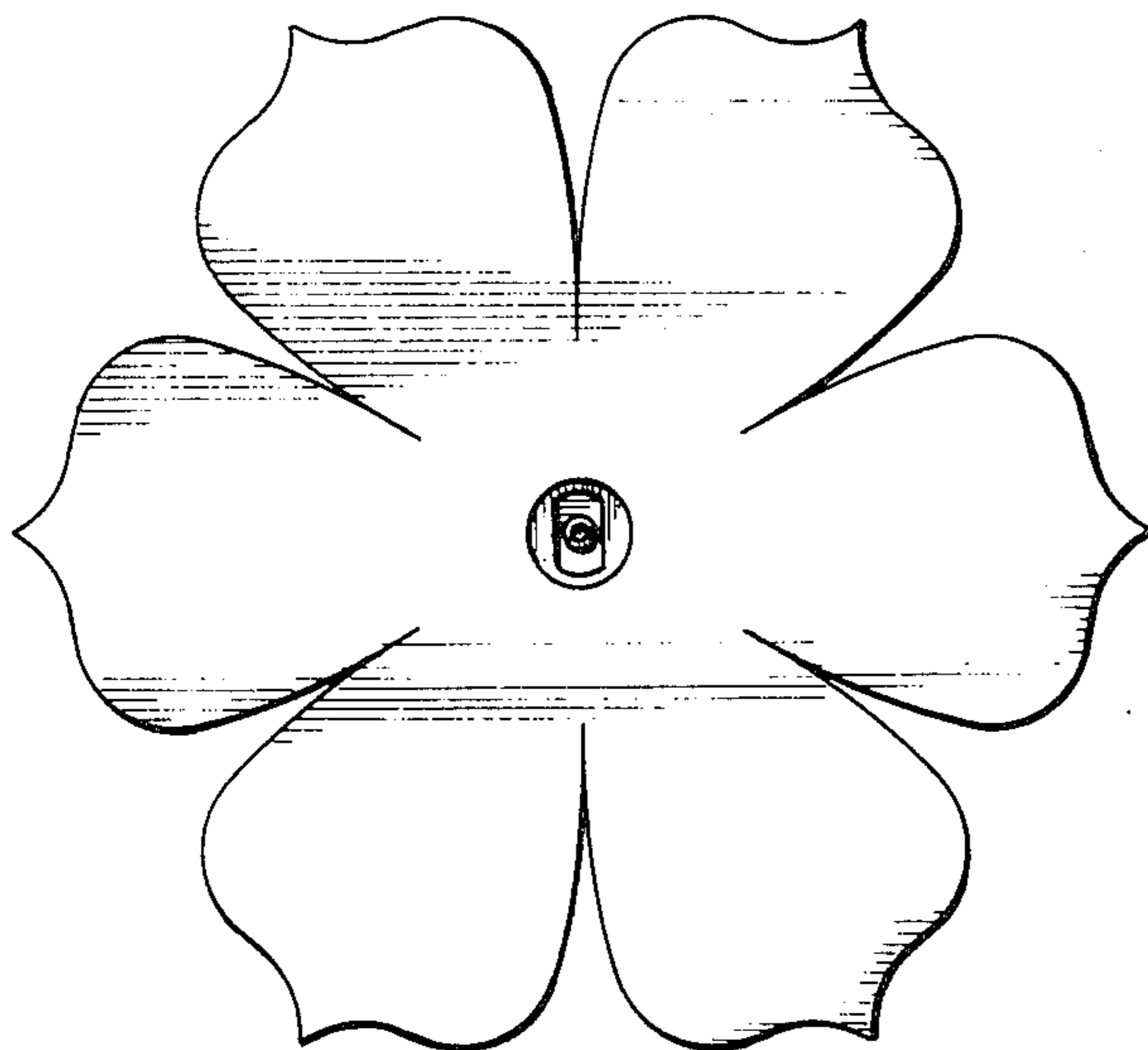




**FIG. 1**



**FIG. 2**



**FIG. 3**