

[54] **HOLDER AND GROUND ANCHOR UNIT FOR RECTANGULAR FENCE POSTS**  
 [76] **Inventor: David G. Fambrough, 13205 S. Hills Dr., Reno, Nev. 89511**  
 [\*\*] **Term: 14 Years**  
 [21] **Appl. No.: 405,682**  
 [22] **Filed: Aug. 5, 1982**  
 [52] **U.S. Cl. .... D8/373**  
 [58] **Field of Search .... D8/373-384, D8/388-389; 52/155, 154, 165; 256/DIG. 5; 248/156, 545**

1,438,074 12/1922 Welch ..... 52/165  
 2,206,625 7/1940 Beach et al. .... 52/165  
 4,099,354 7/1978 DePirro ..... 52/165

**FOREIGN PATENT DOCUMENTS**

47703 3/1977 Japan ..... 248/156

*Primary Examiner*—A. Hugo Word  
*Assistant Examiner*—H. B. Fay

[57] **CLAIM**

The ornamental design for a holder and ground anchor unit for rectangular fence posts, as shown and described.

**DESCRIPTION**

FIG. 1 is a perspective view from its front, left side and above of a holder and ground anchor unit for rectangular fence posts;  
 FIG. 2 is a front elevation thereof;  
 FIG. 3 is a right side elevation thereof;  
 FIG. 4 is a rear elevation thereof;  
 FIG. 5 is a left side elevation thereof;  
 FIG. 6 is a top plan view thereof; and  
 FIG. 7 is a bottom plan view thereof.

[56] **References Cited**  
**U.S. PATENT DOCUMENTS**

D. 164,994	10/1951	Johannsen	.....	D21/255
D. 215,727	10/1969	Gilb	.....	D8/373
349,240	9/1886	Thomas	.....	52/155
396,624	1/1889	Thomas	.....	52/165
709,300	9/1902	Buchtel	.....	52/165
891,448	6/1908	Snider	.....	52/165
930,607	8/1909	Morrill	.....	52/165

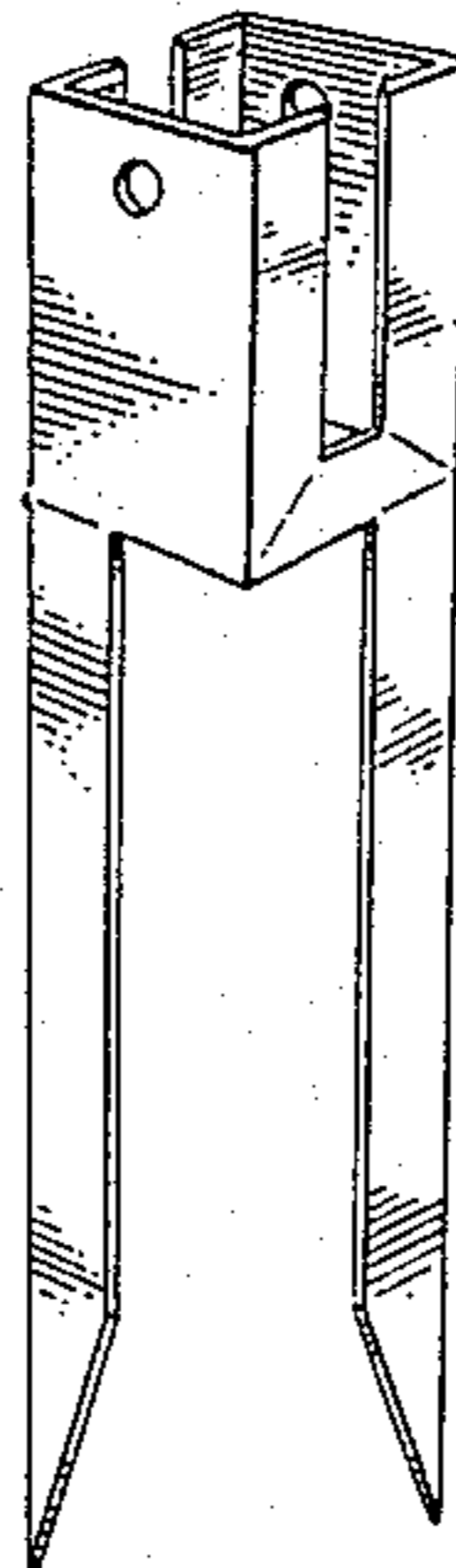


FIG. 1.

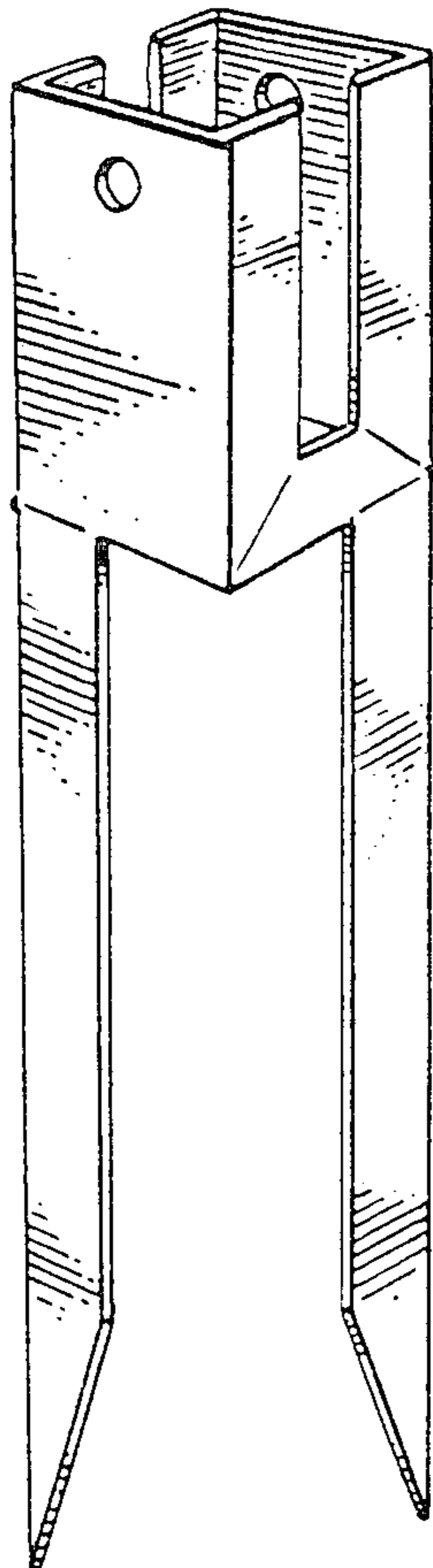


FIG. 6.



FIG. 2.

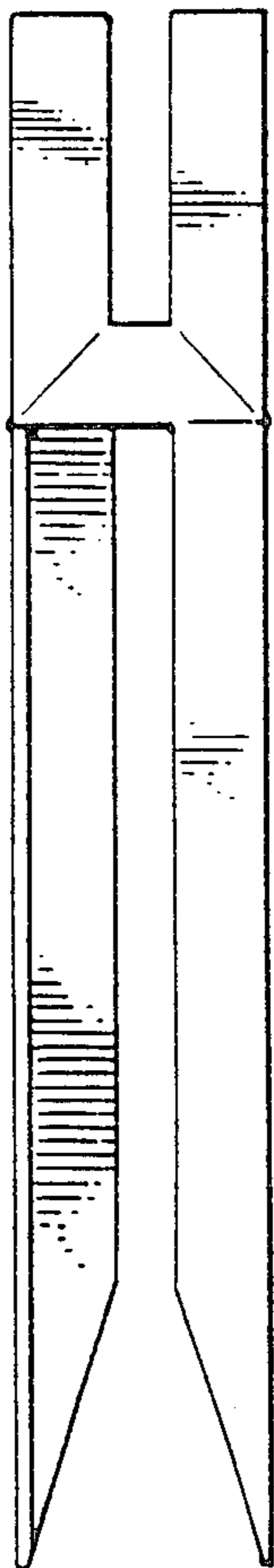


FIG. 3.

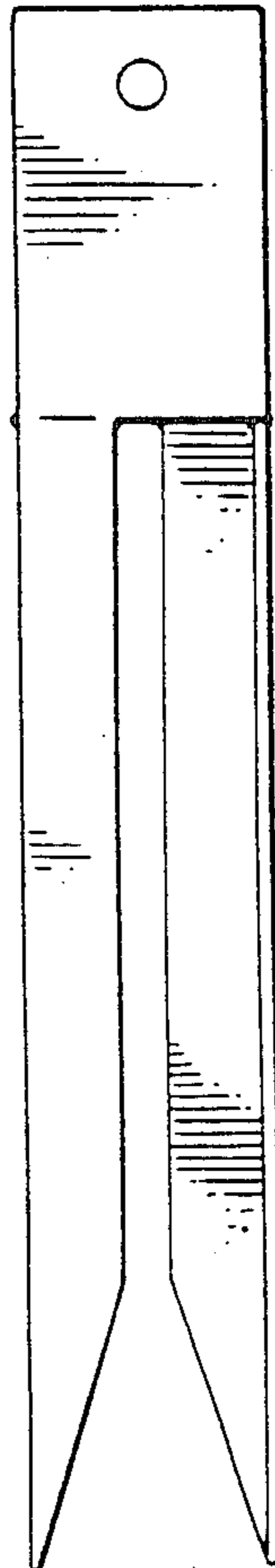


FIG. 4.


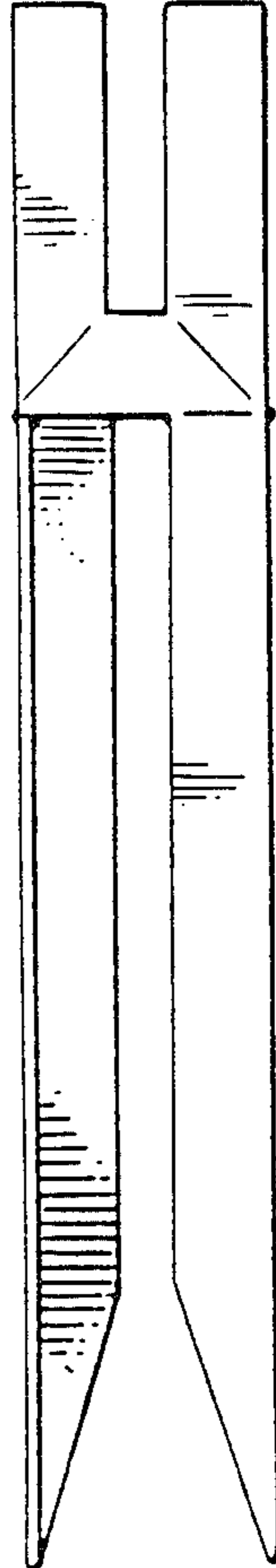


FIG. 5.

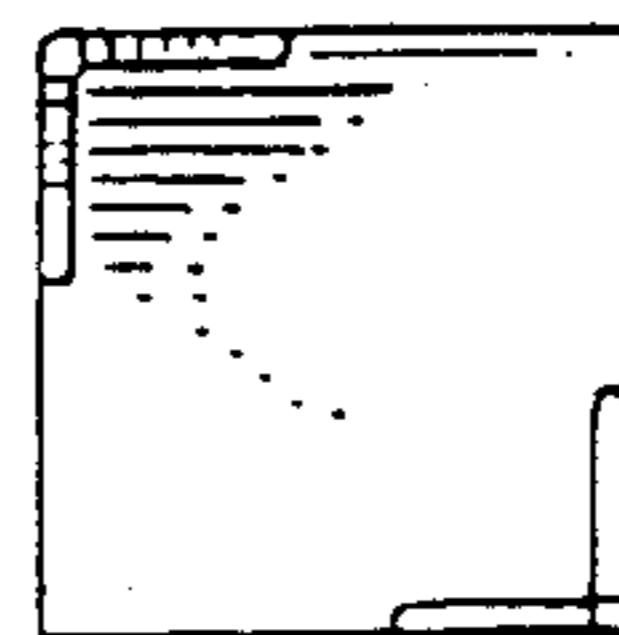


FIG. 7.