

# United States Patent [19]

Hinsperger

[11] Patent Number: **Des. 277,642**

[45] Date of Patent: **\*\* Feb. 19, 1985**

[54] **GROMMET TAB**

[76] Inventor: **Cornelius A. Hinsperger, 21 Richgrove Dr., #710, Weston, Ontario, Canada**

[\*\*] Term: **14 Years**

[21] Appl. No.: **420,693**

[22] Filed: **Sep. 20, 1982**

[30] **Foreign Application Priority Data**

Aug. 26, 1982 [CA] Canada ..... 26-08-82-1

[52] U.S. Cl. .... **D8/356; D6/581; D21/255**

[58] Field of Search ..... **D8/354, 356; 16/2; 114/230; 135/119; 24/141; D21/255; D6/208.2**

[56] **References Cited**

**U.S. PATENT DOCUMENTS**

- D. 253,734 12/1979 Howard .
- 1,687,859 10/1928 Fontaine .
- 2,239,325 4/1941 Hills ..... 24/141
- 2,299,078 10/1942 Craig et al. .
- 2,499,598 3/1950 Maurer et al. .
- 2,527,027 10/1950 Mull .
- 2,795,830 6/1957 Leatherman .
- 3,119,402 1/1964 Bleick .
- 3,162,920 12/1964 Durham .

- 3,274,968 9/1966 Hayes et al. .
- 3,279,019 10/1966 Eubank et al. .
- 3,454,021 7/1969 Morris .
- 3,626,886 12/1971 Caffiero .
- 3,959,857 6/1976 Stephens .
- 3,988,996 11/1976 Jasper ..... 24/141

**FOREIGN PATENT DOCUMENTS**

- 0671293 10/1963 Canada ..... 135/119
- 788662 7/1968 Canada .
- 42399 7/1977 Canada .

*Primary Examiner*—B. J. Bullock


*Attorney, Agent, or Firm*—Browdy and Neimark

[57] **CLAIM**

The ornamental design for a grommet tab, substantially as shown and described.

**DESCRIPTION**

FIG. 1 is a top perspective view of a grommet tab showing my new design;  
FIG. 2 is a bottom plan view thereof;  
FIG. 3 is an edge elevational view taken from the right of FIG. 1;  
FIG. 4 is an end elevational view taken from the left of FIG. 1;  
FIG. 5 is an end elevational view taken from the right of FIG. 1.






FIG. 1

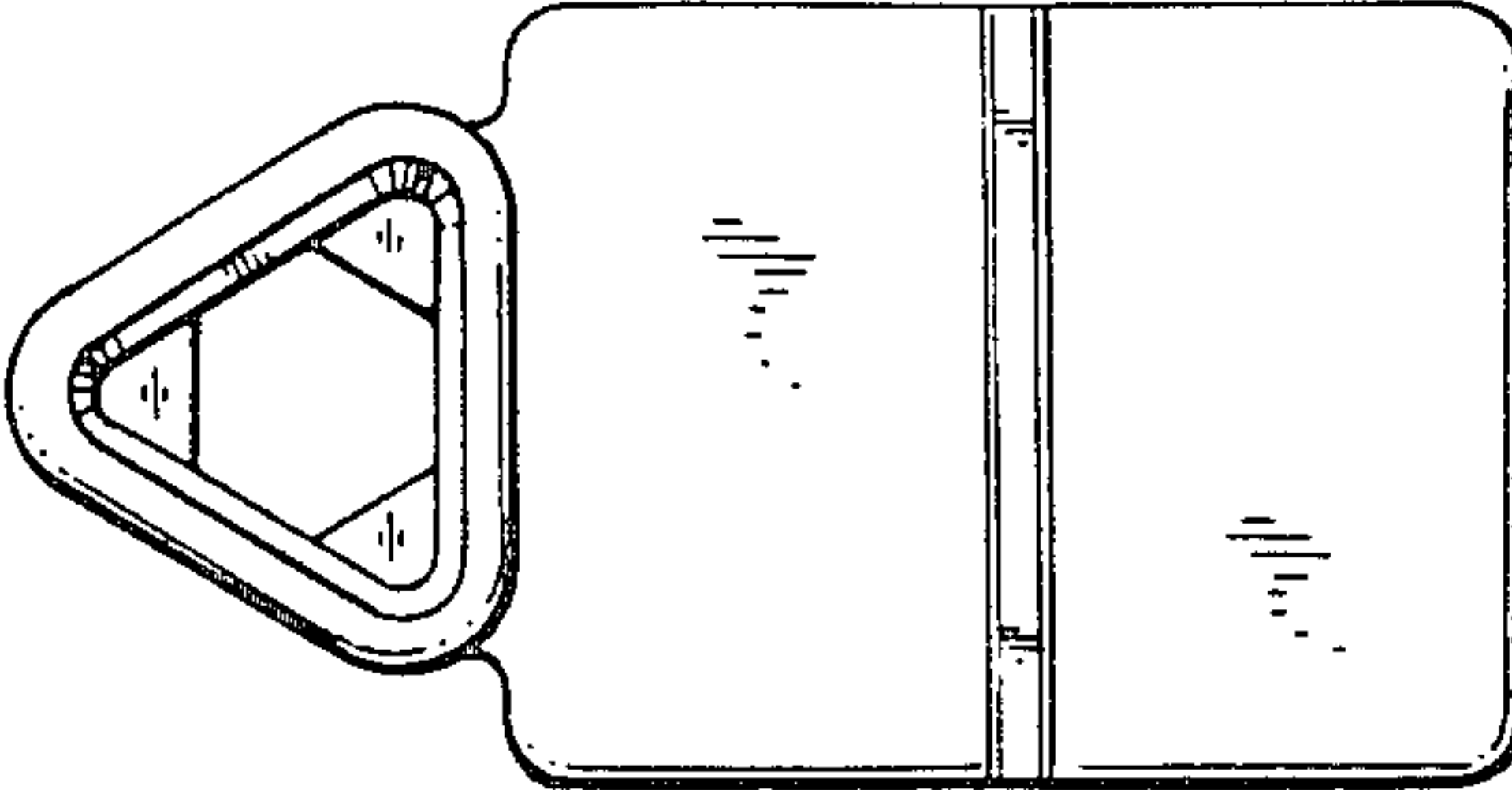


FIG. 2




FIG. 3



FIG. 4




FIG. 5