

[54] CABINET UNIT FOR LAVATORY BASINS

[75] Inventor: James J. Palka, Arlington Heights, Ill.

[73] Assignee: Pace Industries Inc., Chicago, Ill.

[**] Term: 14 Years

[21] Appl. No.: 370,944

[22] Filed: Apr. 22, 1982

[52] U.S. Cl. D6/423; D6/524

[58] Field of Search D6/157, 158, 159, 160, D6/161, 162, 165, 166, 179; D23/54, 58, 59, 61, 62, 63; 312/209, 194, 195, 196; 108/60

[56] References Cited

U.S. PATENT DOCUMENTS

D. 96,212	7/1935	Widman	D6/159
D. 170,094	7/1953	Schmitt	D23/59
D. 179,655	2/1957	Piotraschke	D6/162 X
D. 189,919	3/1961	Briggs	D6/157
D. 237,130	10/1975	San Giovanni	D6/159

2,688,525	9/1954	Lindstrom	312/195 X
3,588,210	6/1971	Des Marais	312/196
3,786,765	1/1974	Burr	108/60

OTHER PUBLICATIONS

Product Engineering Dec. 9, 1963, p. 41; Sink and Cabinet Combination; bottom right of page.
Sweet's, Cat. File 1981 Section 10.16/Ra p. 5; Sink Cabinet Item #8300-W; center row, third from left.

Primary Examiner—Carmen H. Vales
Attorney, Agent, or Firm—Wm A. Snow

[57] CLAIM

The ornamental design for a cabinet unit for lavatory basins, as shown and described.

DESCRIPTION

FIG. 1 is a perspective view of a cabinet unit for lavatory basins showing my new design; the opposite side being a mirror image thereof;
FIG. 2 is a top plan view thereof; and
FIG. 3 is a rear elevational view thereof.

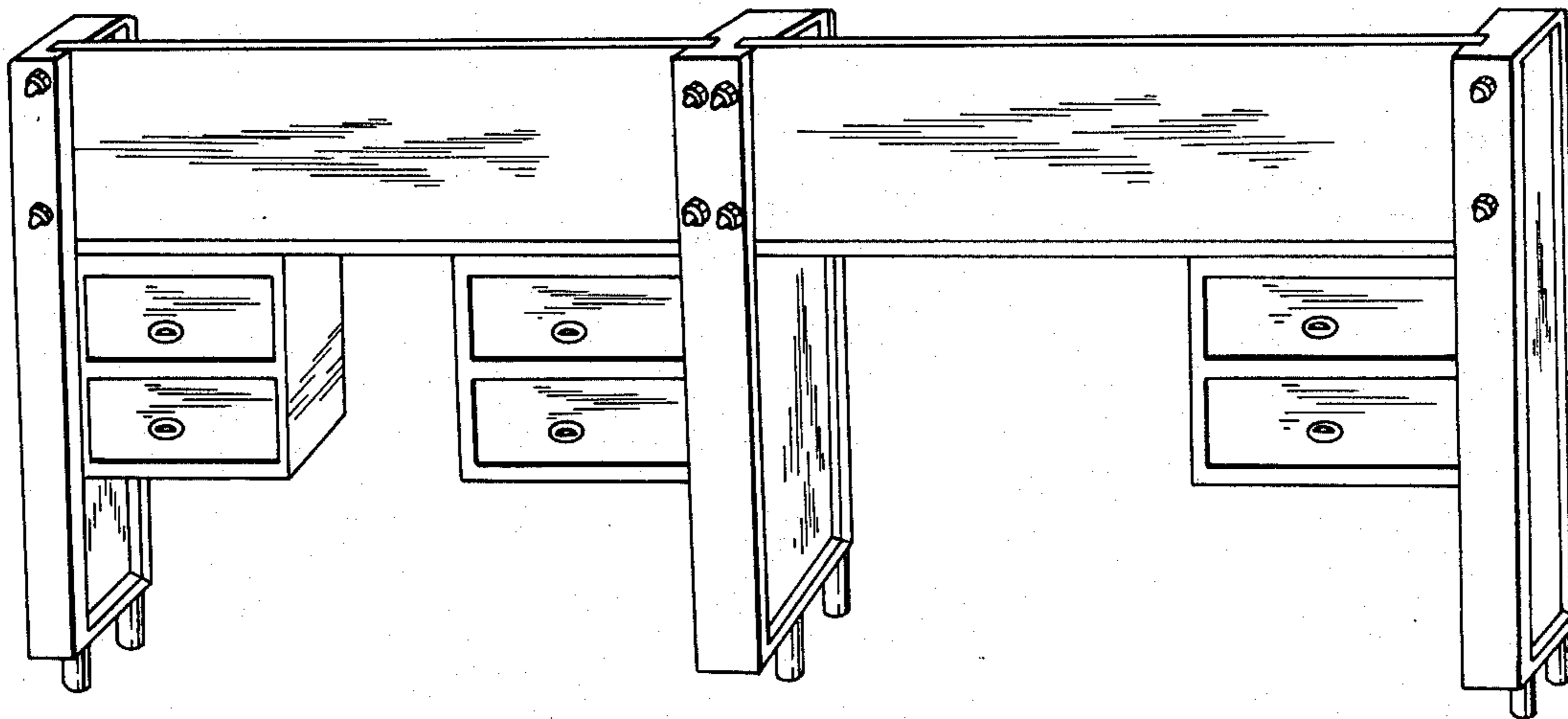


FIG-1

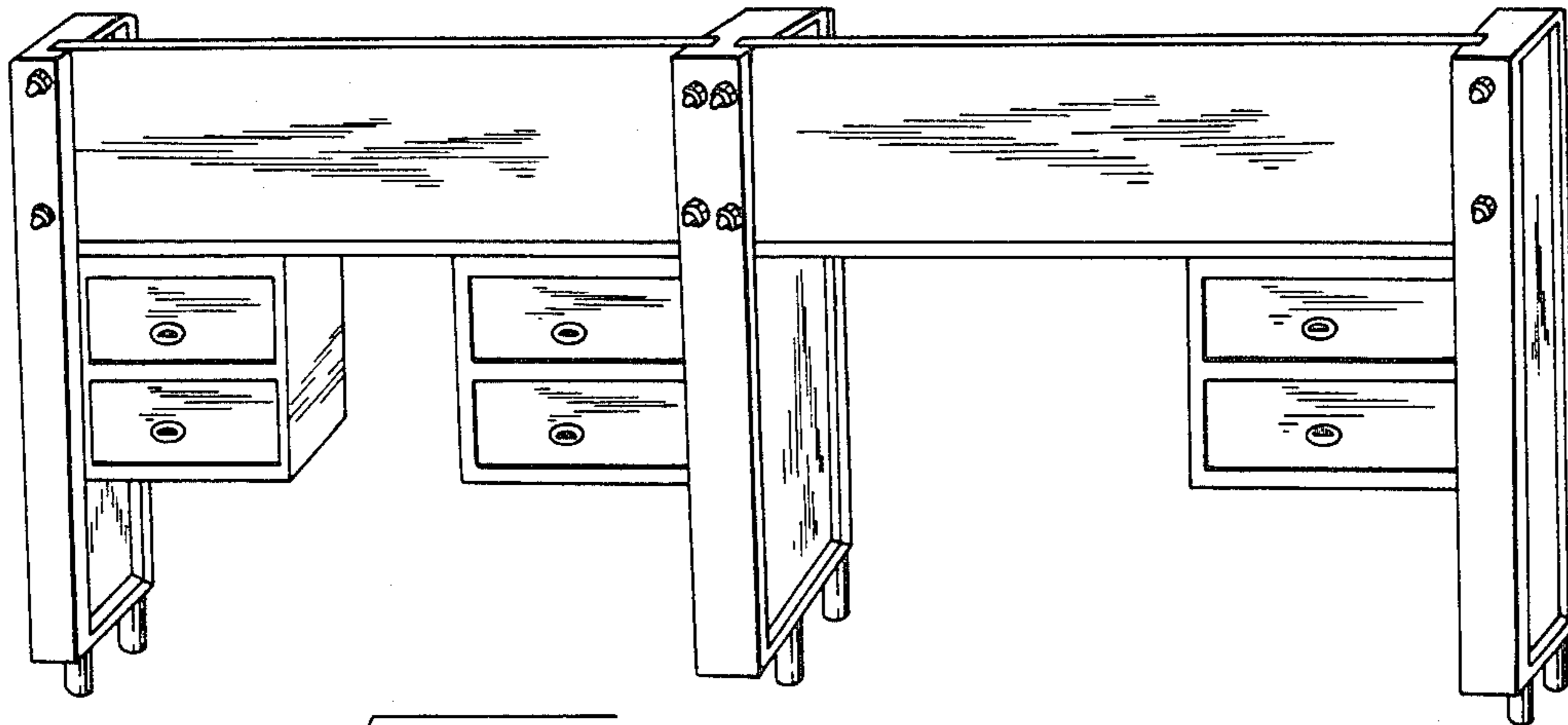


FIG-3

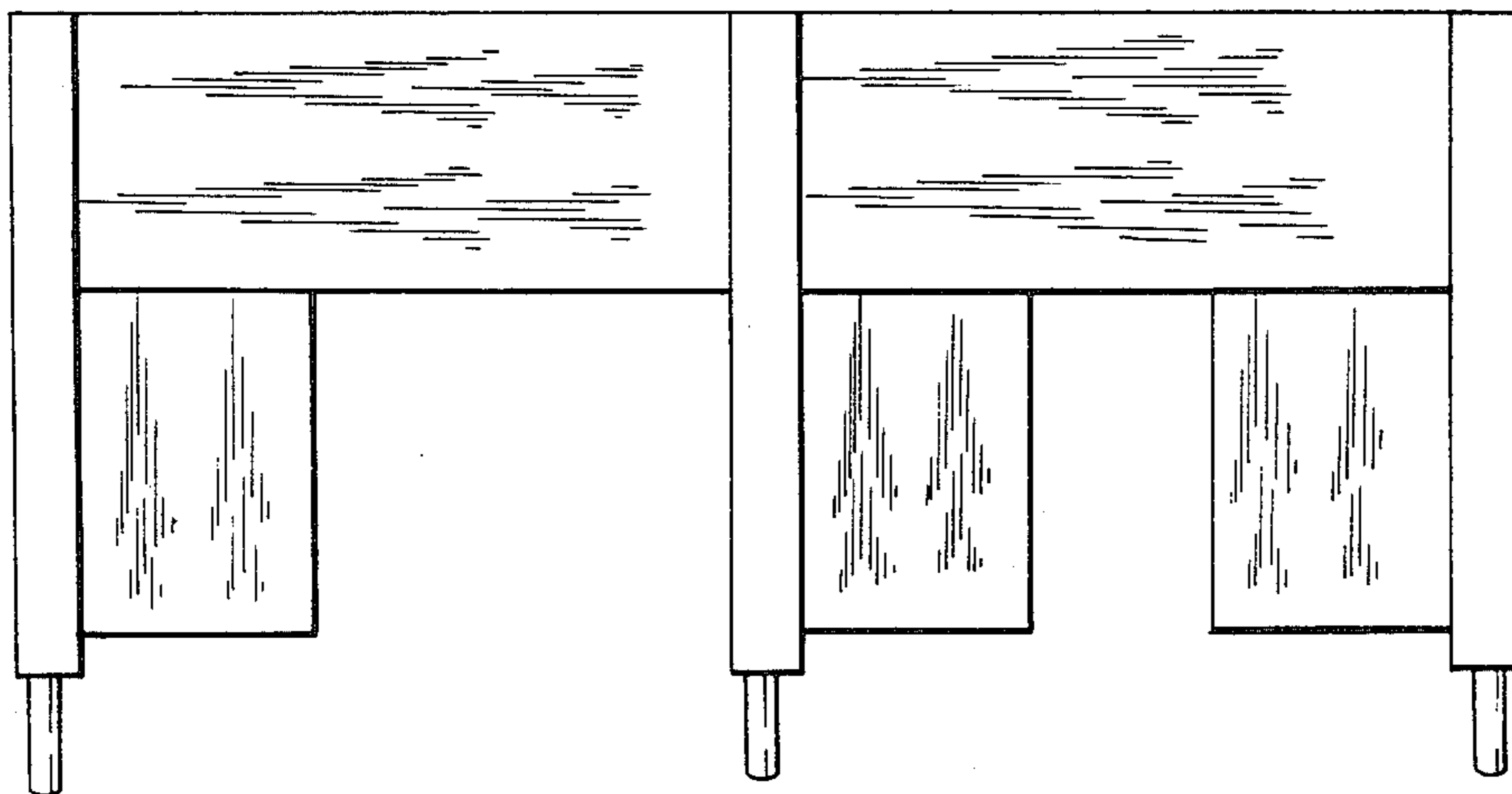


FIG-2

