

# United States Patent [19]

Campbell et al.

[11] Patent Number: Des. 277,550

[45] Date of Patent: \*\* Feb. 12, 1985

[54] JAR

[75] Inventors: Paul R. Campbell; Robert E. Dilgard, Jr.; William J. O'Neil, Jr., all of Cincinnati, Ohio

[73] Assignee: The Procter & Gamble Company, Cincinnati, Ohio

[\*\*] Term: 14 Years

[21] Appl. No.: 416,806

[22] Filed: Sep. 13, 1982

[52] U.S. Cl. .... D9/349; D9/355

[58] Field of Search ..... D9/349, 350, 351, 352, D9/353, 355, 390, 399; 215/1 R, 1 C

[56] References Cited

### U.S. PATENT DOCUMENTS

- D. 21,612 6/1892 Underhill ..... D9/351
- D. 21,628 6/1892 Underhill .
- D. 22,167 1/1893 Beach ..... D9/355
- D. 33,417 10/1900 Lorenz .
- D. 35,065 9/1901 Lorenz .

- D. 35,066 9/1901 Lorenz .
- D. 35,067 9/1901 Lorenz .
- D. 35,068 9/1901 Lorenz .
- D. 35,070 9/1901 Lorenz .
- D. 35,365 12/1901 Lorenz .
- D. 201,400 6/1965 Kneeland ..... D58/17
- D. 205,686 9/1966 Marchant ..... D58/17
- D. 209,482 12/1967 Noyes ..... D58/25
- D. 225,832 1/1973 Horne et al. .... D9/349
- D. 246,029 10/1977 Lynn ..... D9/216
- D. 250,314 11/1978 Elliott et al. .... D7/6
- D. 258,795 4/1981 Zamorski ..... D7/9

Primary Examiner—Robert C. Spangler  
Attorney, Agent, or Firm—Richard C. Witte; John V. Gorman; Ronald J. Snyder

### [57] CLAIM

The ornamental design for a jar, as shown and described.

### DESCRIPTION

FIG. 1 is a side elevational view of a jar embodying our new design;  
FIG. 2 is a top plan view thereof;  
FIG. 3 is a bottom plan view thereof.




Fig. 1




Fig. 2

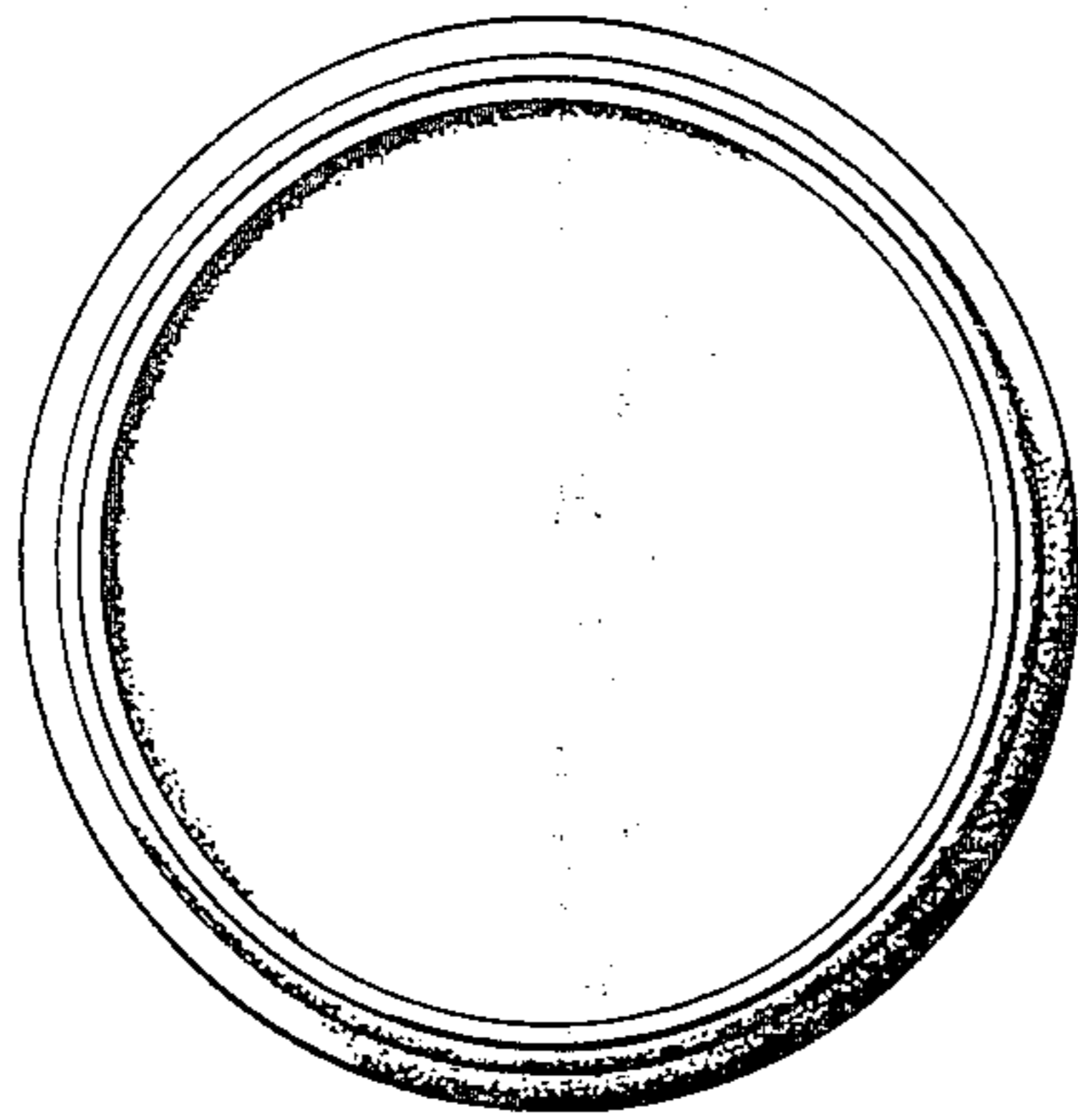
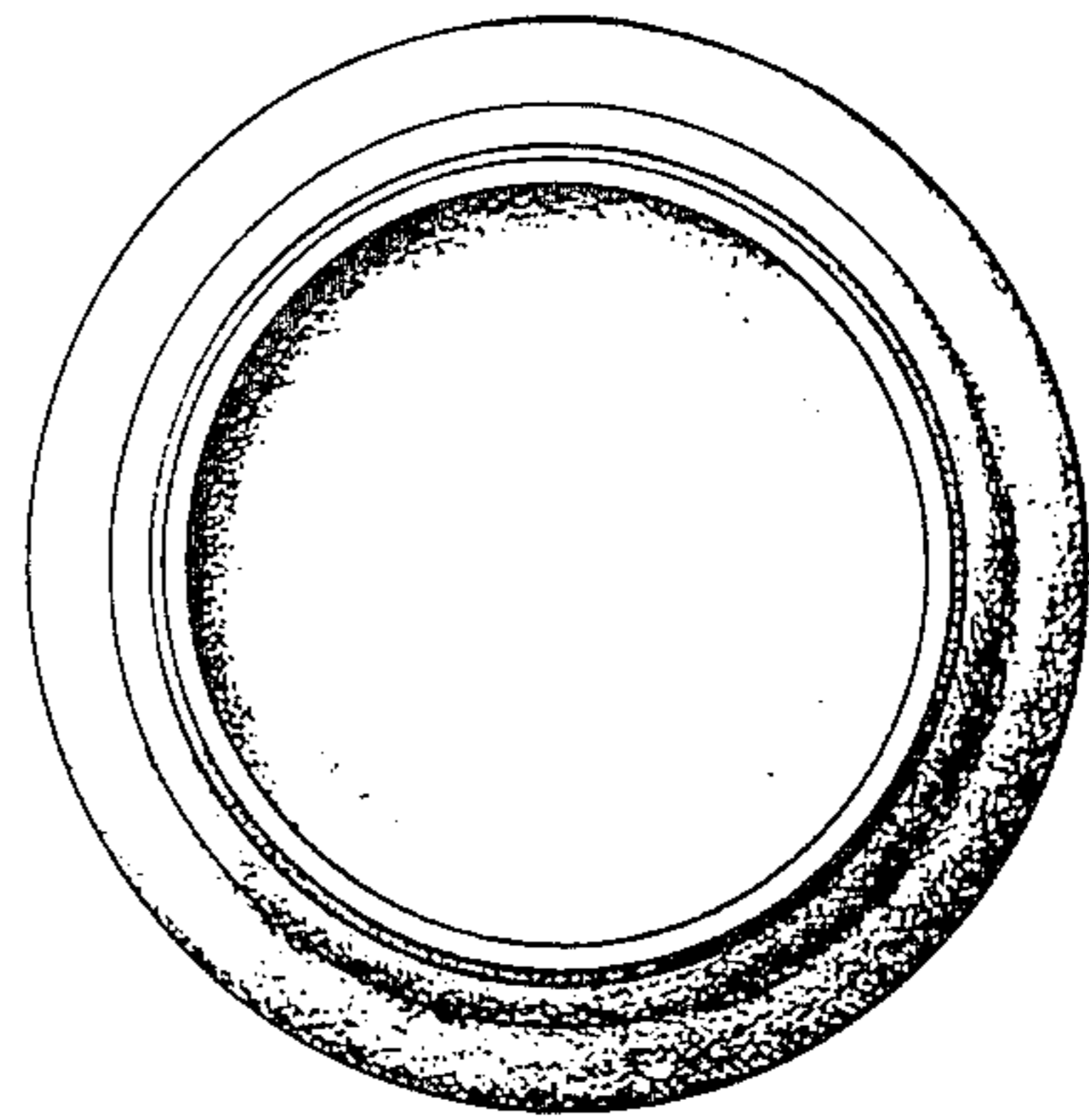


Fig. 3



UNITED STATES PATENT AND TRADEMARK OFFICE  
**CERTIFICATE OF CORRECTION**

PATENT NO. : Des. 277,550  
DATED : Feb. 12, 1985  
INVENTOR(S) : Paul R. Campbell, Robert E. Dilgard, Jr., William J. O'Neil, Jr.

It is certified that error appears in the above-identified patent and that said Letters Patent is hereby corrected as shown below:

(1) The "References Cited" section on face of patent should include:

D.207,133,      3/1967      Stenger      D58/17

(2) The description of Figure 1 should read as follows:

"FIG. 1 is a side elevational view of a jar embodying our new invention".

**Signed and Sealed this**

*Seventeenth Day of September 1985*

[SEAL]

*Attest:*

**DONALD J. QUIGG**

*Attesting Officer*

*Commissioner of Patents and  
Trademarks—Designate*