

**United States Patent** [19]

**Trotta**

[11] **Patent Number: Des. 277,546**

[45] **Date of Patent: \*\* Feb. 12, 1985**

[54] **TABLE SKIRT MOUNTING CLIP**

[75] **Inventor: Carmen Trotta, Oak Brook, Ill.**

[73] **Assignee: Midwest Marko, Inc., Chicago, Ill.**

[\*\*] **Term: 14 Years**

[21] **Appl. No.: 374,966**

[22] **Filed: May 5, 1982**

[52] **U.S. Cl. .... D8/349; D8/16; D8/356; D8/373; D8/382; D8/383; D8/499**

[58] **Field of Search ..... D6/292, 208.1, 275, D6/269; D8/16, 349, 373, 383, 382, 499; 24/457; 160/330; 248/301**

[56] **References Cited**

**U.S. PATENT DOCUMENTS**

1,911,934 5/1933 Van Ostrand et al. .... 24/457 X

2,811,328 10/1957 Ericson ..... 248/301 X  
3,905,414 9/1975 Guebert et al. .... 160/330  
3,959,854 6/1976 Lewis ..... 24/457  
4,228,980 10/1980 Beauchamp et al. .... 160/330 X

*Primary Examiner*—Jane E. Corrigan  
*Attorney, Agent, or Firm*—Robert E. Browne

[57] **CLAIM**

The ornamental design for a table skirt mounting clip, as shown and described.

**DESCRIPTION**

FIG. 1 is a front, top and left side perspective view of a table skirt mounting clip showing my new design; FIG. 2 is a front elevational view; FIG. 3 is a left side elevational view; FIG. 4 is a rear elevational view; FIG. 5 is a top plan view; and FIG. 6 is a bottom plan view.

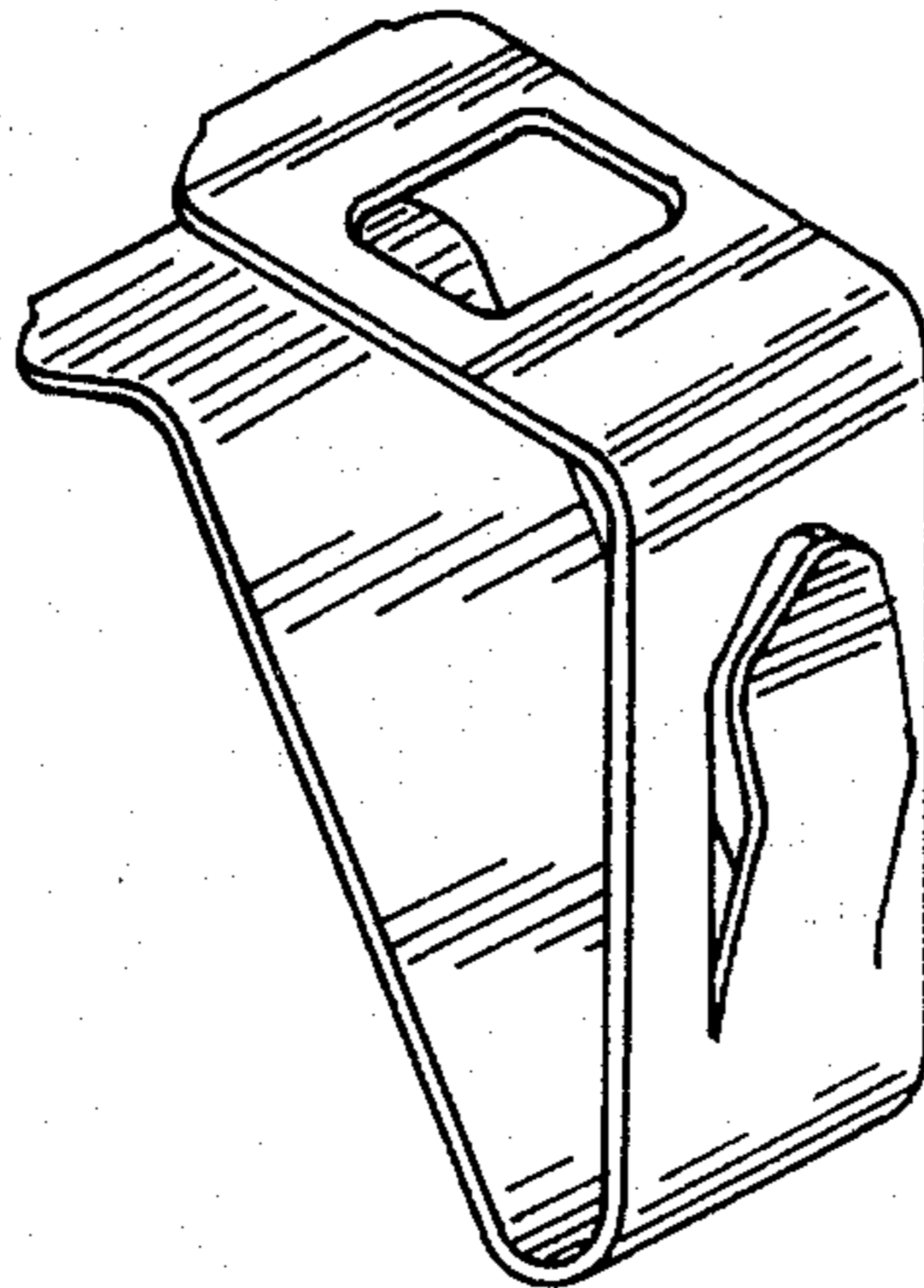


FIG. 1




FIG. 2

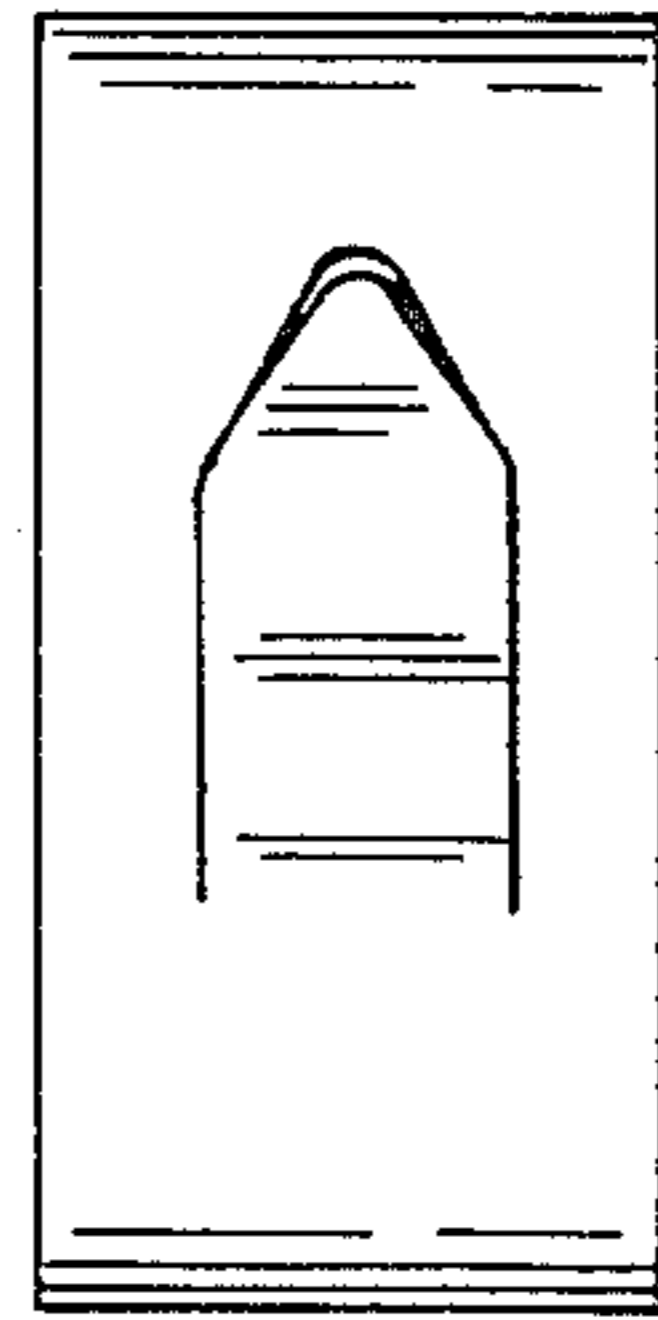


FIG. 3

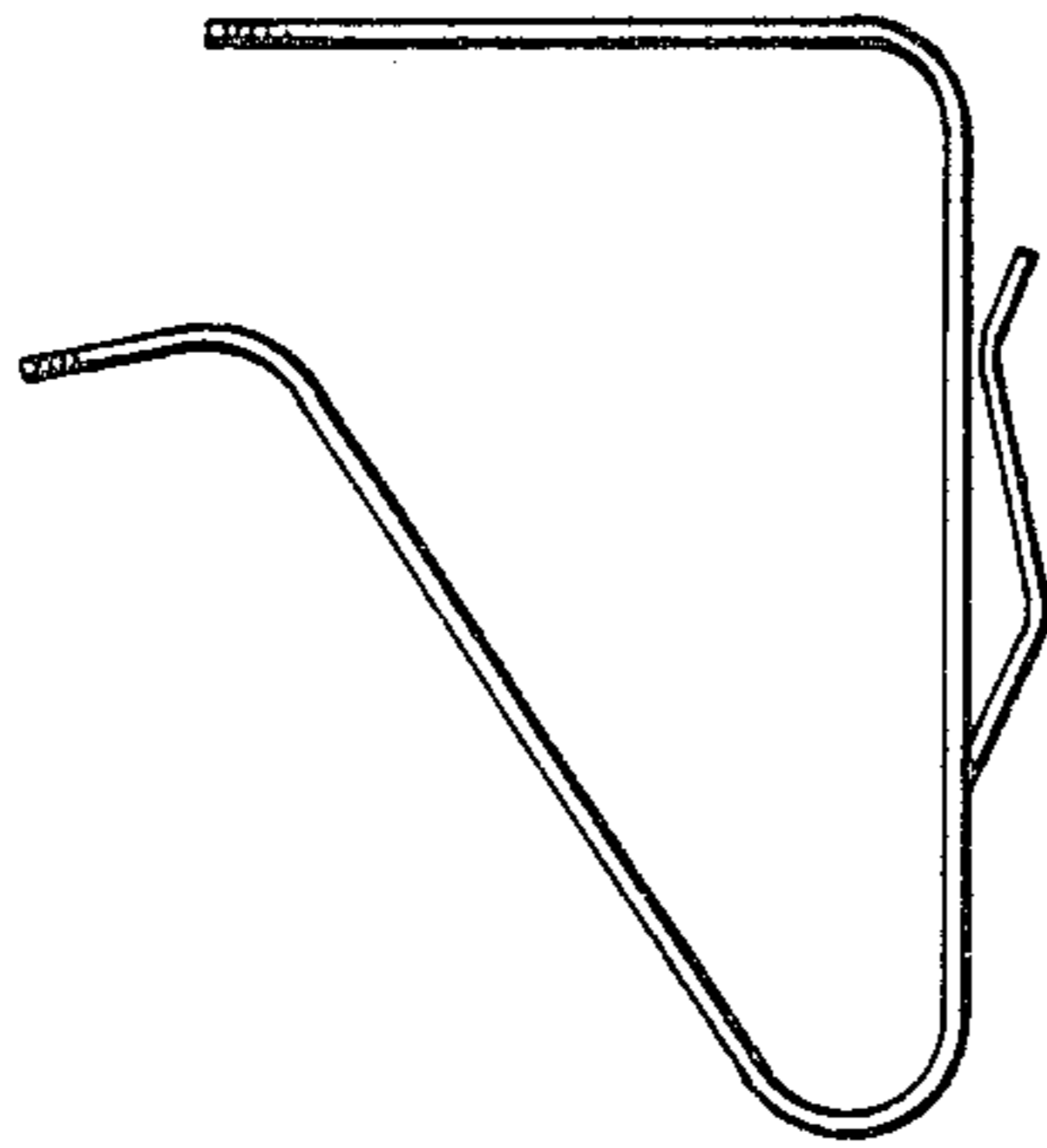


FIG. 4




FIG. 5




FIG. 6

