

[54] MUG

[76] Inventors: Dick G. Langer, 1001 Main St., Venice, Calif. 90291; Charles H. Feltman, 943 1/2 17th St., Santa Monica, Calif. 90403

[**] Term: 14 Years

[21] Appl. No.: 441,616

[22] Filed: Nov. 15, 1982

[52] U.S. Cl. D7/9

[58] Field of Search 220/94 A, 90.4; D7/9, D7/10, 20, 6

D. 219,675	1/1971	Davis	D7/9
D. 222,375	10/1971	Bencik	D7/6
D. 236,408	8/1975	Achenbach	D7/52
D. 249,316	9/1978	Tyska et al.	D7/9
D. 257,732	12/1980	Klawitter	D7/309 X
1,485,159	2/1924	Bartholomew	D7/9 X
2,002,959	5/1935	Matters	D7/70 X
3,847,324	11/1974	Uchanski et al.	D7/6 X
4,055,273	10/1977	Jones	D7/9 X
4,070,956	1/1978	Brown	D7/309 X
4,081,659	3/1978	Kemp	D7/309 X

Primary Examiner—Winifred E. Herrmann
Attorney, Agent, or Firm—Cislo, O'Reilly & Thomas

[57] CLAIM

The ornamental design for a mug, as shown and described.

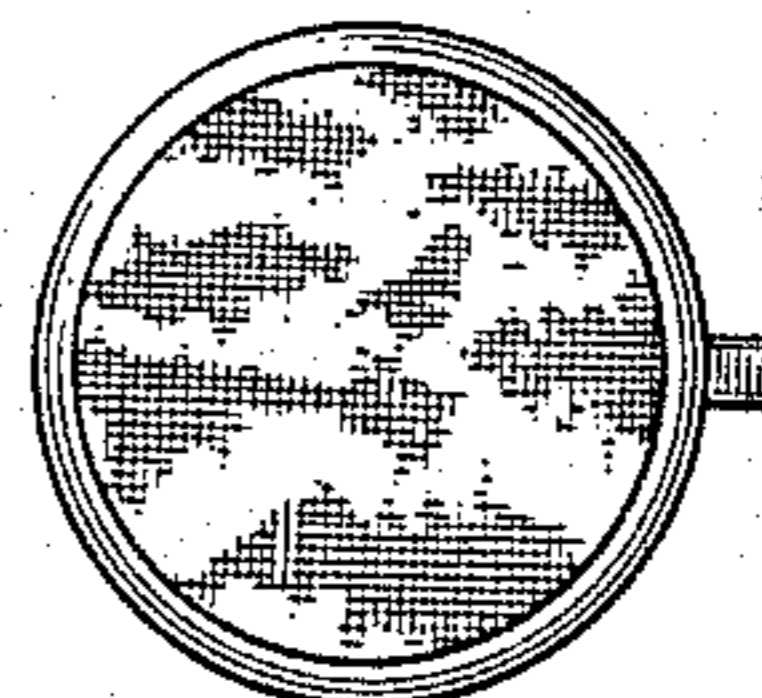
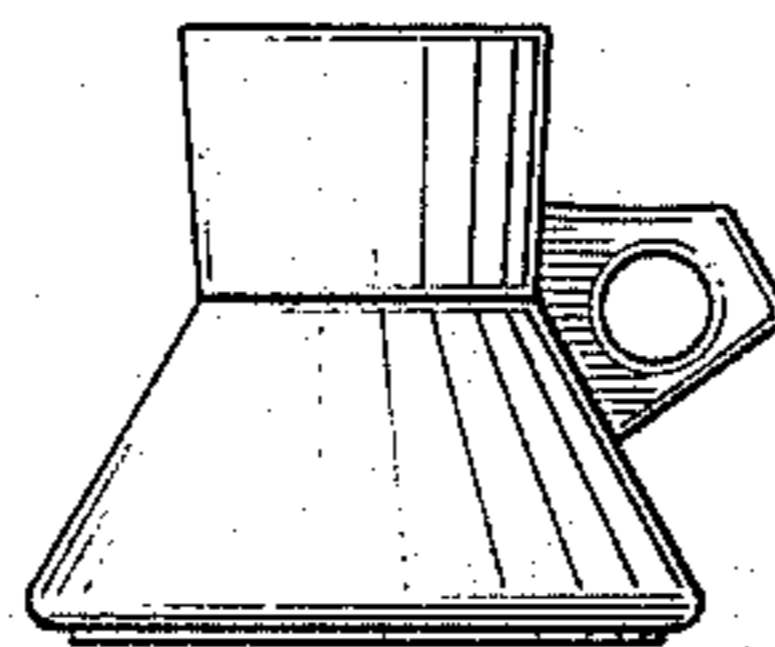

[56] References Cited

U.S. PATENT DOCUMENTS

D. 35,477	12/1901	Gnuchtel	D7/9 X
D. 53,247	4/1919	Lewis	D7/9
D. 70,329	6/1926	Johnson	D7/9
D. 137,943	5/1944	Schlumbohm	D7/318
D. 158,558	5/1950	Denn et al.	D7/9
D. 165,834	2/1952	Gardner	D7/9
D. 200,673	3/1965	Warden et al.	D7/6 X
D. 207,962	6/1967	Refsgaard	D7/9

DESCRIPTION

FIG. 1 is a perspective view of a mug showing our new design;
FIG. 2 is a front elevational view thereof;
FIG. 3 is a side elevational view thereof;
FIG. 4 is a rear elevational view thereof;
FIG. 5 is a top plan view thereof; and
FIG. 6 is a bottom plan view thereof.






Fig. 1.

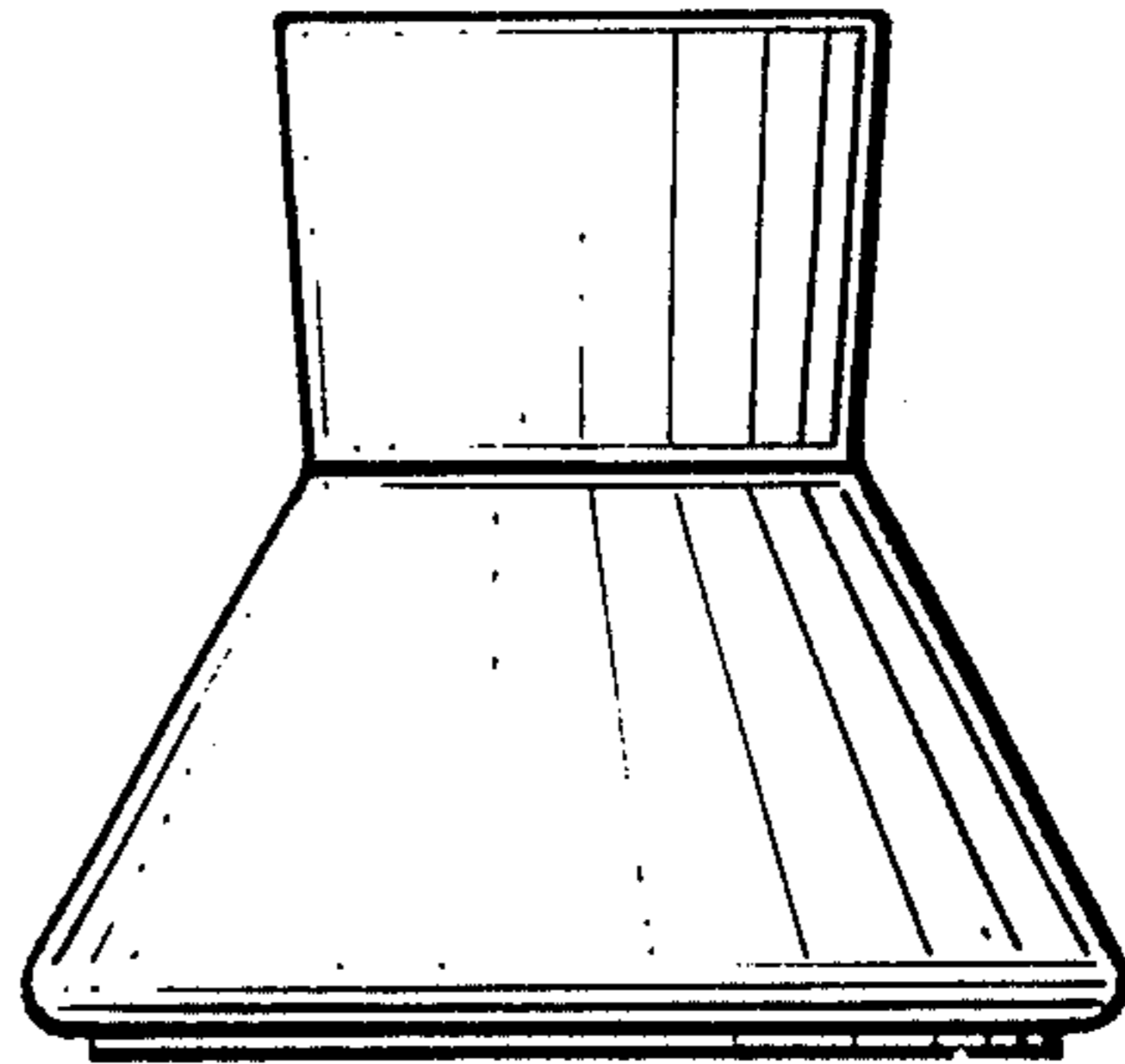


Fig. 2.

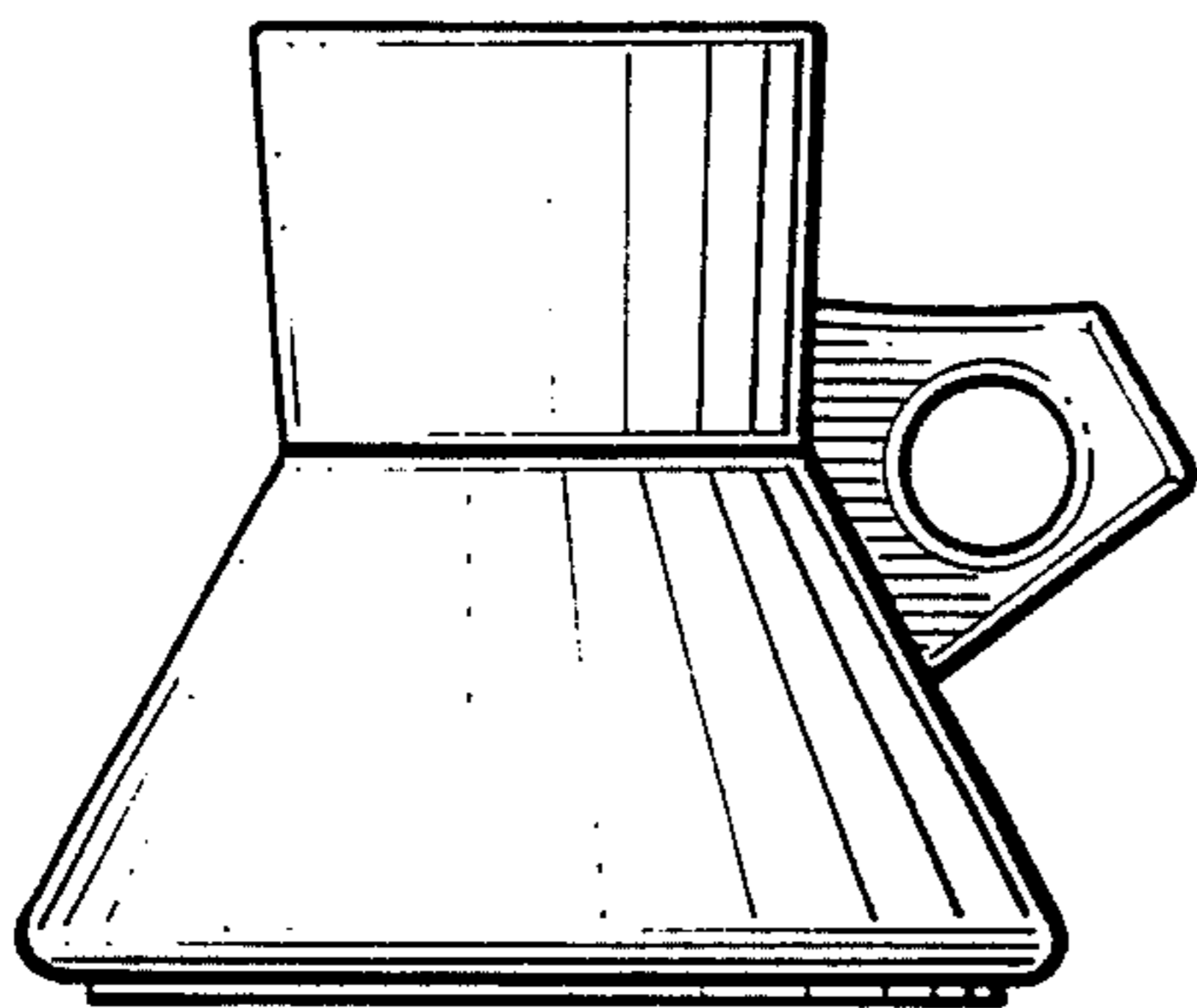


Fig. 3.

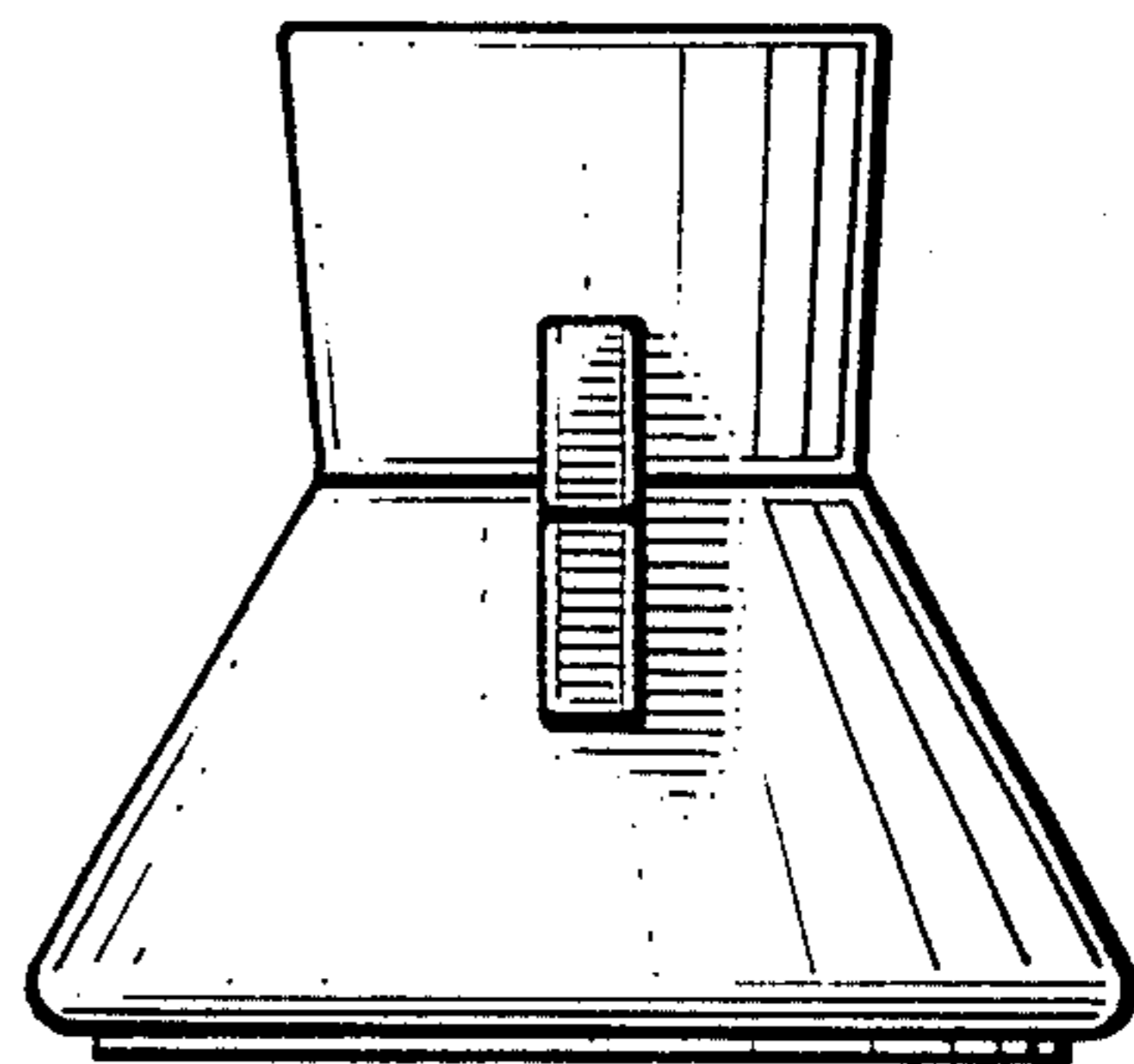


Fig. 4.

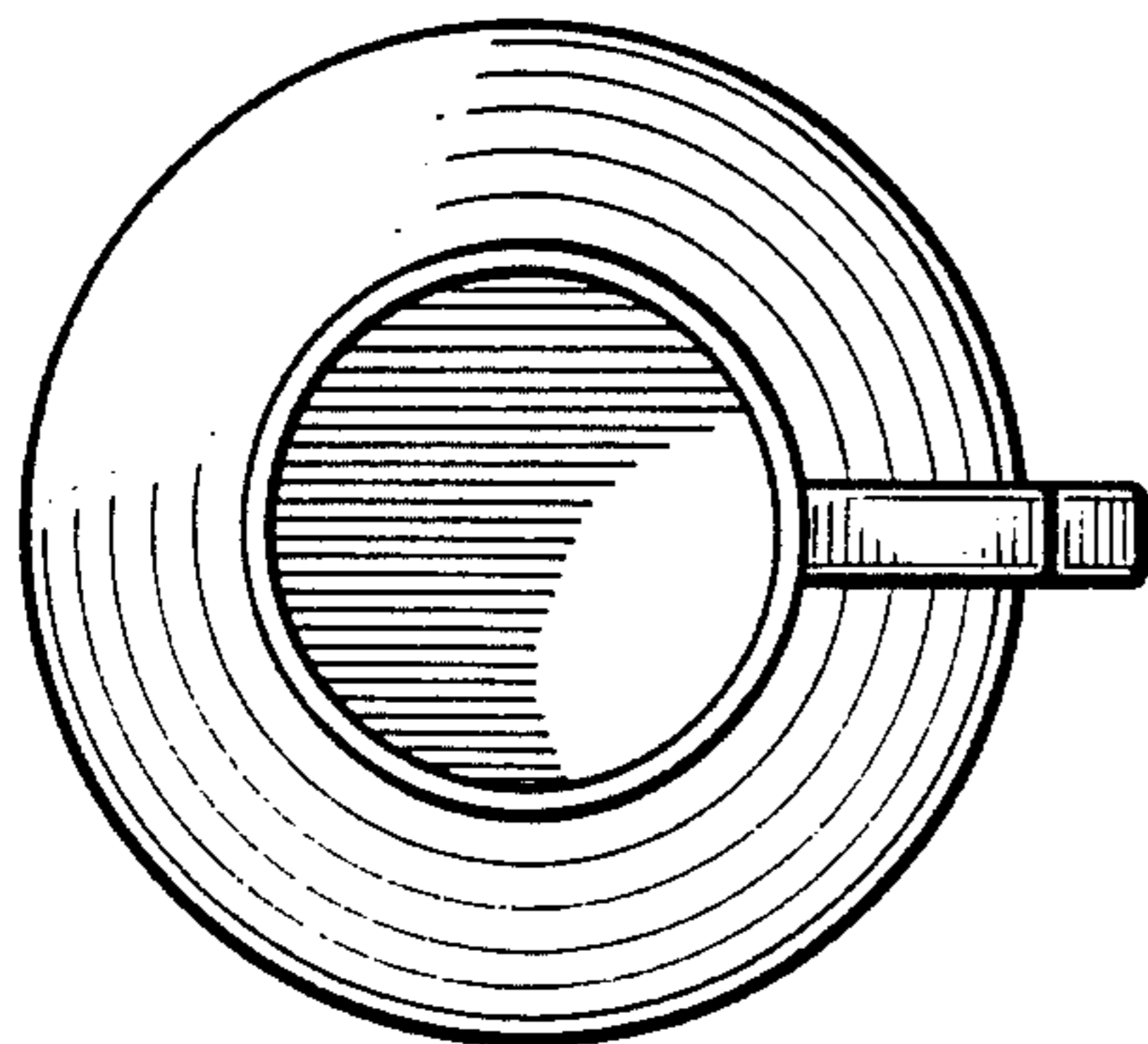


Fig. 5.




Fig. 6.