

[54] **DISPLAY STAND**

2,914,872 12/1959 Goodrich D6/139 X

[75] **Inventor: Melvin M. Miller, Bloomington, Ind.**

[73] **Assignee: Channel-Kor Systems Inc.,
Bloomington, Ind.**

[*] **Notice:** The portion of the term of this patent subsequent to Dec. 11, 1998 has been disclaimed.

[**] **Term: 14 Years**

[21] **Appl. No.: 389,578**

[22] **Filed: Jun. 18, 1982**

[52] **U.S. Cl. D6/470**

[58] **Field of Search D6/181, 186, 187, 188,
D6/189, 190, 182, 183, 184, 185, 139, 85;
D20/10, 19; 211/181; D25/16; 40/1, 124, 124.1**

[56] **References Cited**

U.S. PATENT DOCUMENTS

D. 244,413 5/1977 Coles D6/190
D. 244,659 6/1977 Coles D6/186
802,553 4/1931 Dymont 40/124.1

OTHER PUBLICATIONS

Display World Mar. 1970 p. 69; "Dowing Display Inc." Exhibit; center of page.

Visual Merchandising Apr. 1977 p. 100; Portable Exhibit Systems by The Blue Thumb Co.; top left of page.

Visual Merchandising Oct. 1977 p. 15; Twin Shelves Display by Meg; center of page.

Primary Examiner—Bernard Ansher

Assistant Examiner—Carmen H. Vales

Attorney, Agent, or Firm—Donald R. Bahr

[57] **CLAIM**

The ornamental design for a display stand, as shown and described.

DESCRIPTION

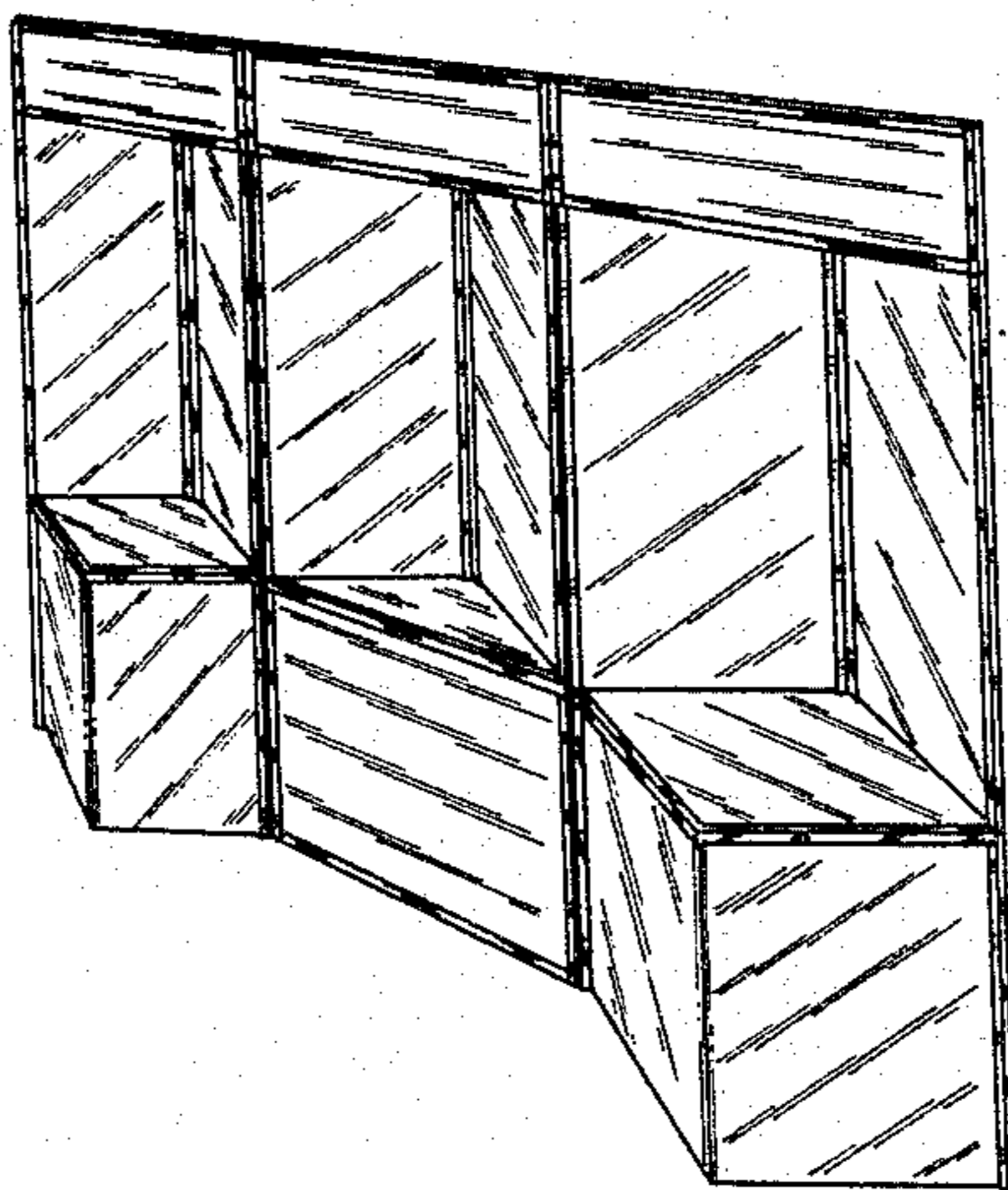
FIG. 1 is a front elevational view of a display stand showing my new design;

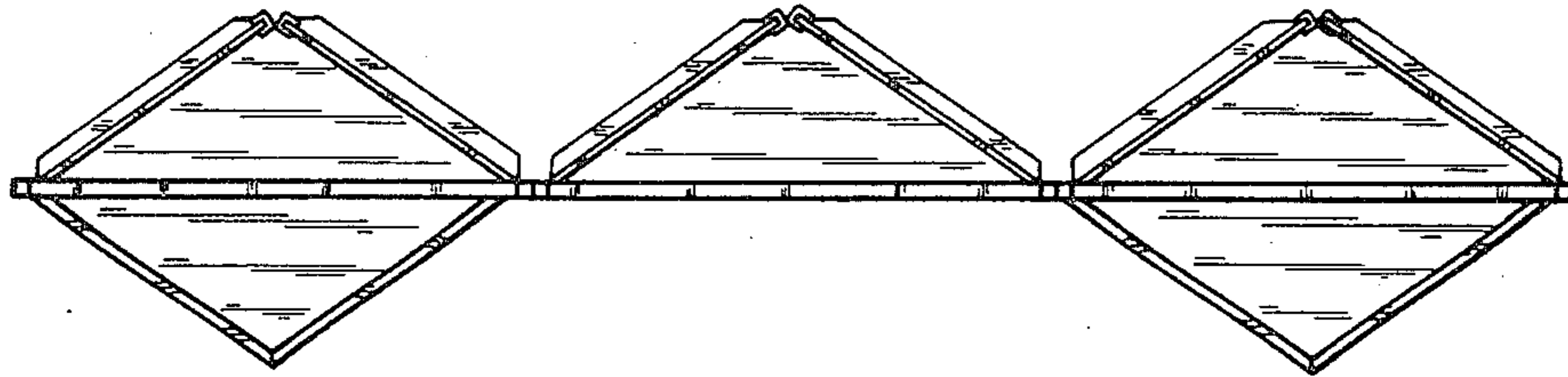
FIG. 2 is a top plan view thereof;

FIG. 3 is a rear elevational view thereof;


FIG. 4 is a right side elevational view thereof; and

FIG. 5 is a right side perspective view thereof.

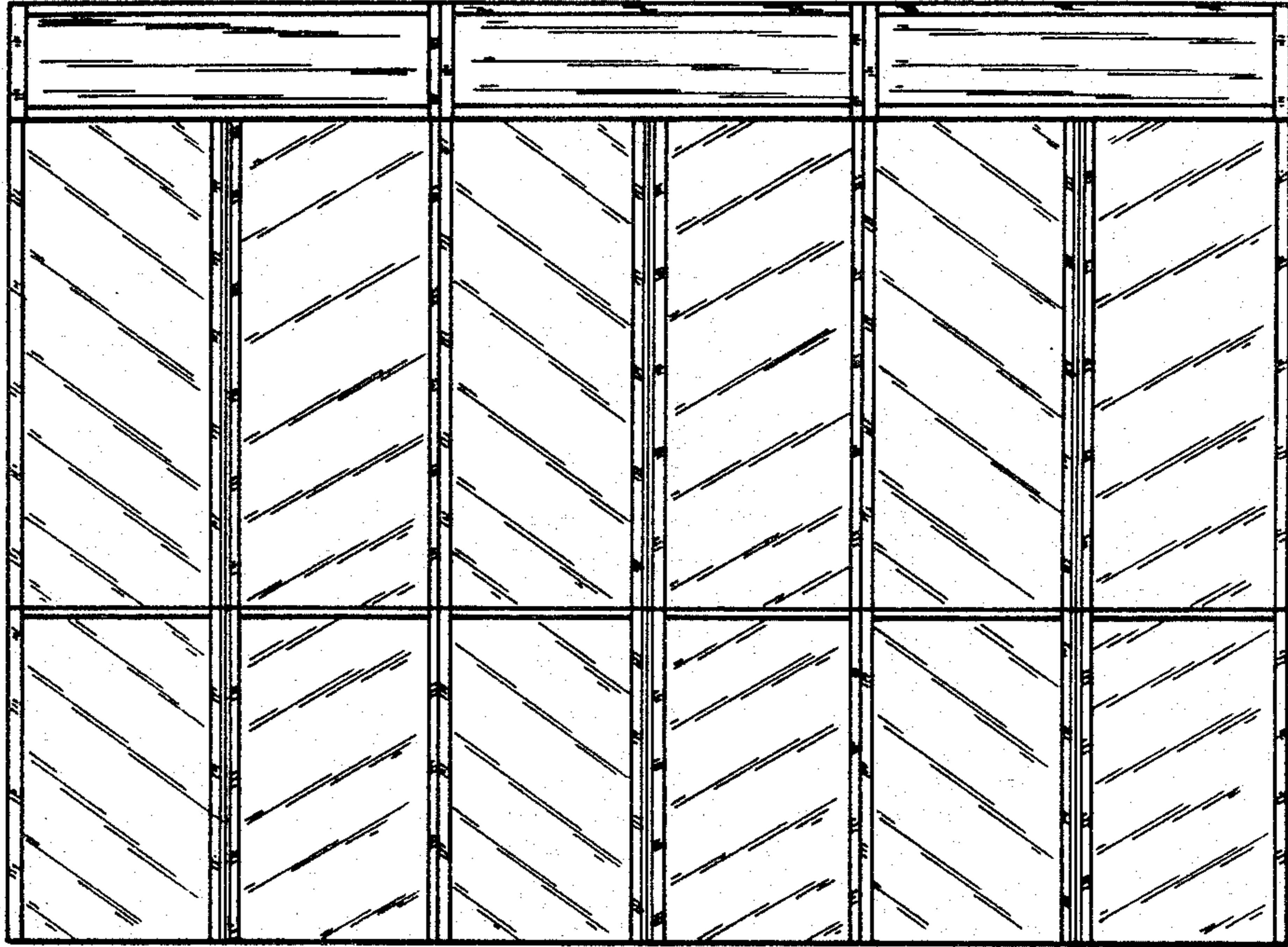




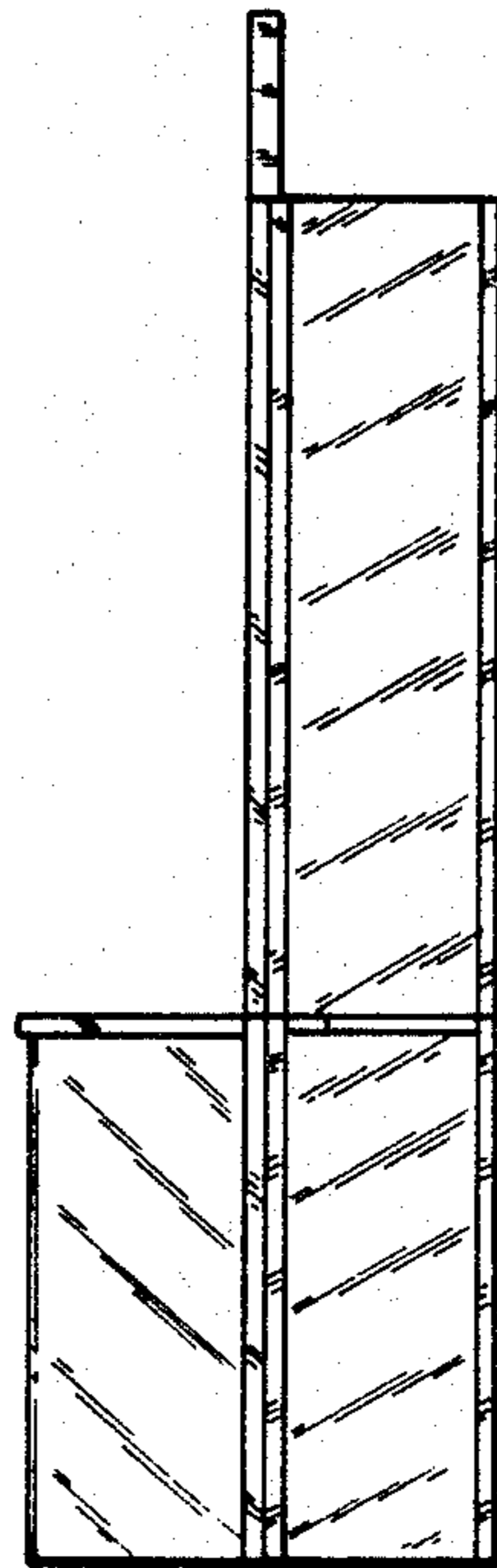
— FIG. 2




— FIG. 1



—FIG. 3



—FIG. 4



— FIG. 5