

[54] **ABDOMINAL EXERCISER FOR ATTACHMENT TO CHAIR OR THE LIKE**
[76] **Inventor: Martin W. Johnson, R.R. #1, Box 95, Portland, N. Dak. 58274**
[**] **Term: 14 Years**
[21] **Appl. No.: 439,053**
[22] **Filed: Nov. 1, 1982**
[52] **U.S. Cl. D21/191**
[58] **Field of Search D21/191-199, D21/238, 235; 273/93, 99, 900, 125, 133, 136, 143, 144, 145, 142, 139, 138, 68**

[56] **References Cited**
U.S. PATENT DOCUMENTS
D. 216,163 11/1969 Walters et al. D21/238
D. 274,173 6/1984 Johnson D21/191
2,668,709 2/1954 Boyko 272/900

3,118,441 1/1964 George 272/142
Primary Examiner—Charles A. Rademaker
Attorney, Agent, or Firm—Mason, Fenwick & Lawrence

[57] **CLAIM**
The ornamental design for an abdominal exerciser for attachment to chair or the like, as shown and described.

DESCRIPTION
FIG. 1 is a front perspective view of an abdominal exerciser for attachment to chair or the like in an exploded condition showing my new design; FIG. 2 is a right side elevational view thereof, the side opposite being substantially a mirror image; FIG. 3 is a rear elevational view thereof; and, FIG. 4 is a cross-sectional view thereof taken along line 4—4 in FIG. 3.
Portions of the strap members are shown in fragment in FIGS. 3 and 4 for ease of illustration.

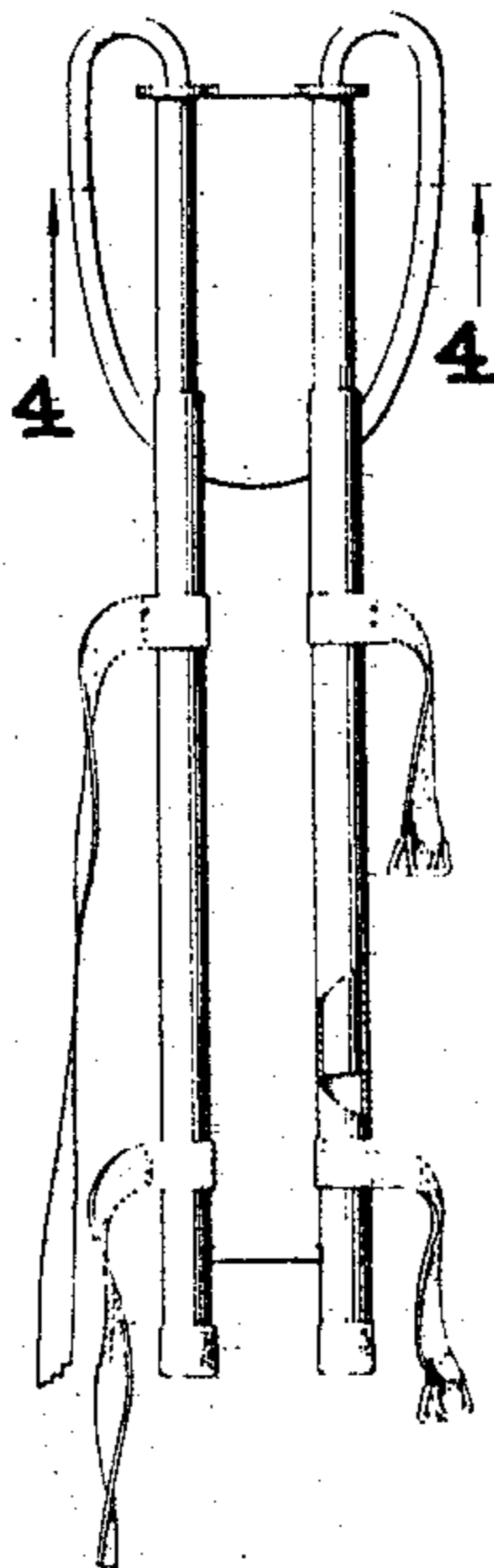


Fig-1


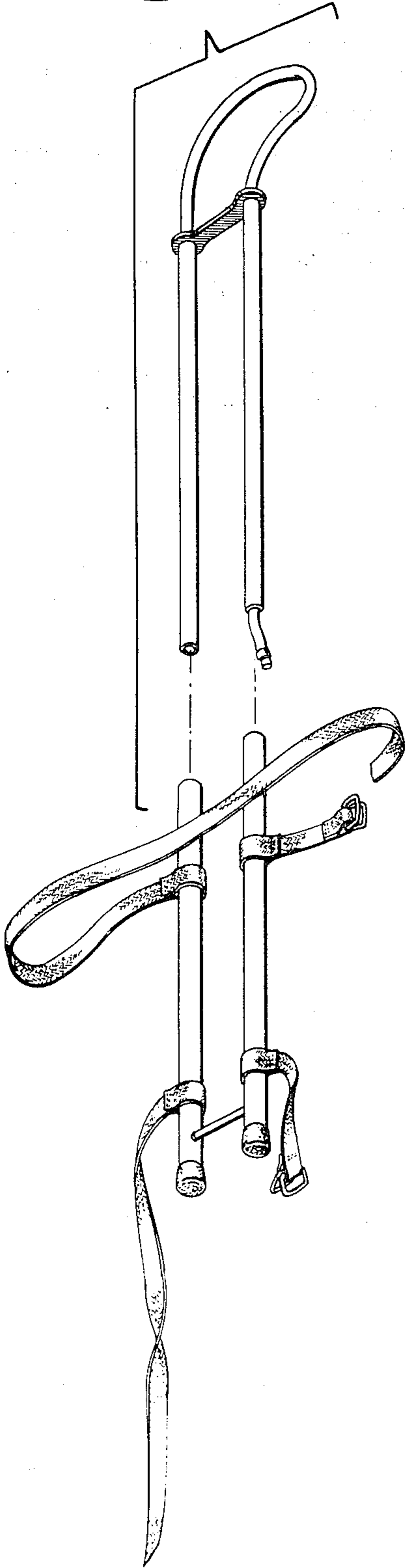


Fig-4

Fig-2

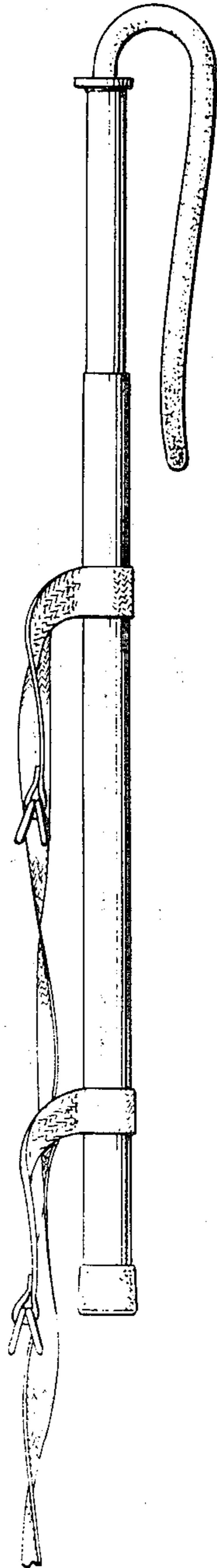


Fig-3

