

[54] GREETING CARD OR SIMILAR ARTICLE

[75] Inventor: Sheldon Holson, Norwalk, Conn.

[73] Assignee: The Holson Company, Wilton, Conn.

[\*\*] Term: 14 Years

[21] Appl. No.: 506,704

[22] Filed: Jun. 20, 1983

[52] U.S. Cl. .... D19/1; D19/26

[58] Field of Search ..... D19/1, 26, 27, 28, 3, D19/2; 281/1

[56] References Cited

U.S. PATENT DOCUMENTS

D. 95,087	4/1935	Siegrist .....	D19/6
D. 118,191	12/1939	Trussell .....	D19/26
D. 243,525	3/1977	Summers et al. ....	D19/26
3,363,349	1/1968	Nelson .....	D19/26 X
4,164,085	8/1979	Steeb et al. ....	D19/27 X

Primary Examiner—Bernard Ansher

Assistant Examiner—Theodore M. Shooman  
Attorney, Agent, or Firm—Charles E. Temko

[57] CLAIM

The ornamental design for a greeting card or similar article, substantially as shown and described.

DESCRIPTION

FIG. 1 is a front elevational view of a greeting card or similar article in closed condition showing my new design;

FIG. 2 is a view in elevation thereof, showing the same in open condition;

FIG. 3 is a view in elevation corresponding to that seen in FIG. 2, but showing certain of the component parts in altered relative position;

FIG. 4 is a rear elevational view thereof;

FIG. 5 is a top plan view thereof;

FIG. 6 is a bottom plan view thereof;

FIG. 7 is a side elevational view thereof; and

FIG. 8 is a side elevational view thereof, showing the side opposite that seen in FIG. 7.

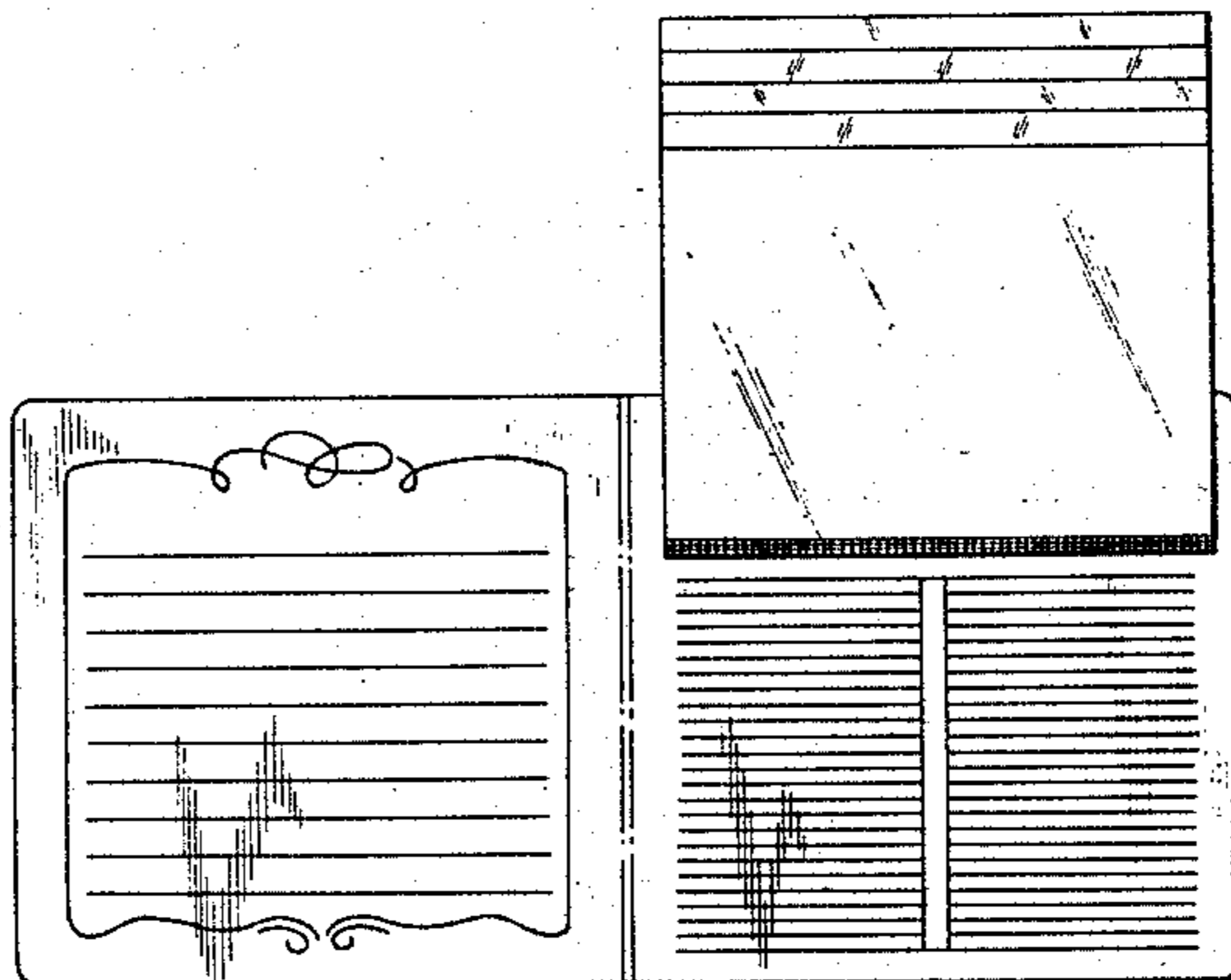


FIG. 1




FIG. 4





FIG. 7

FIG. 8

FIG. 5



FIG. 6



FIG. 2

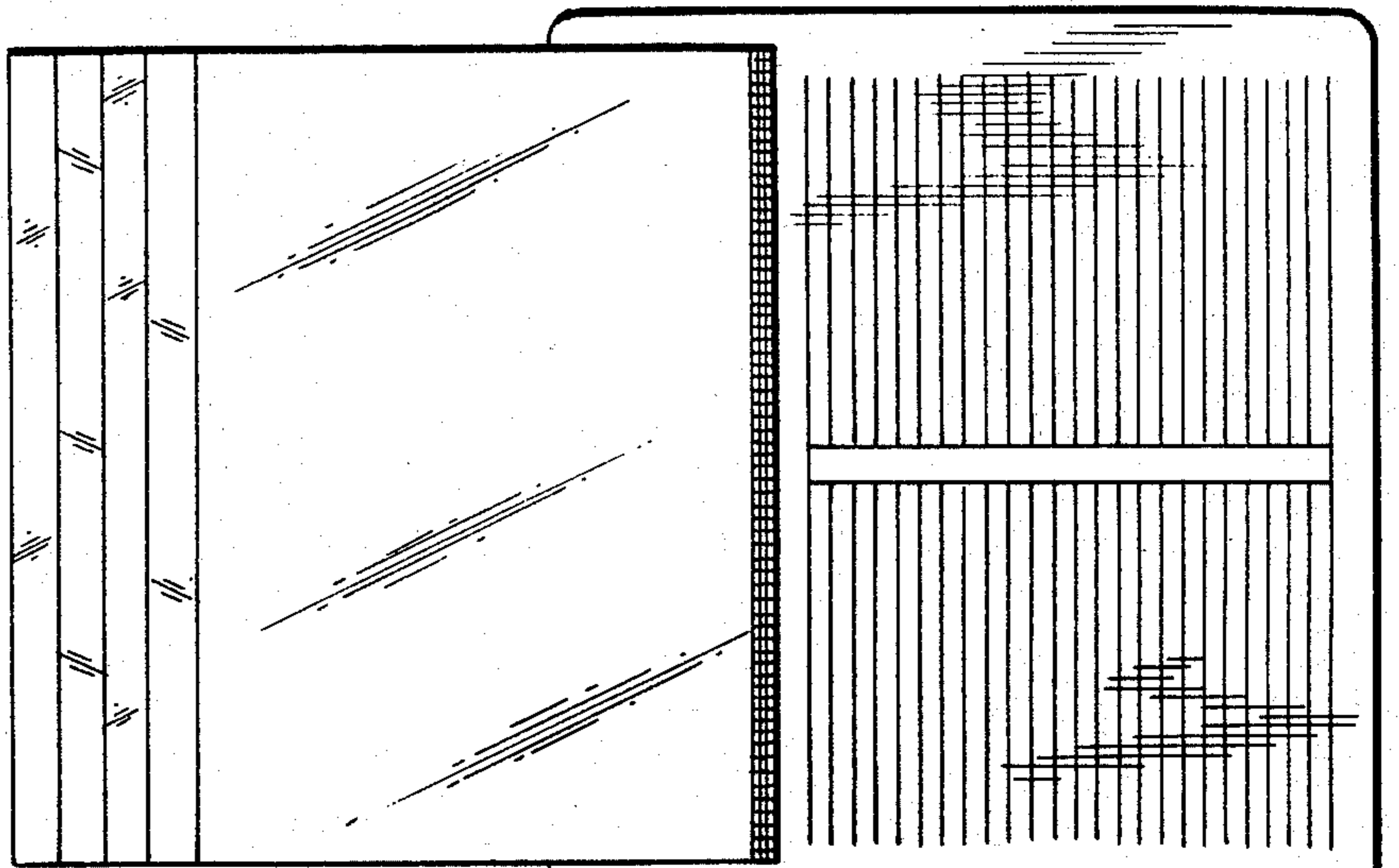
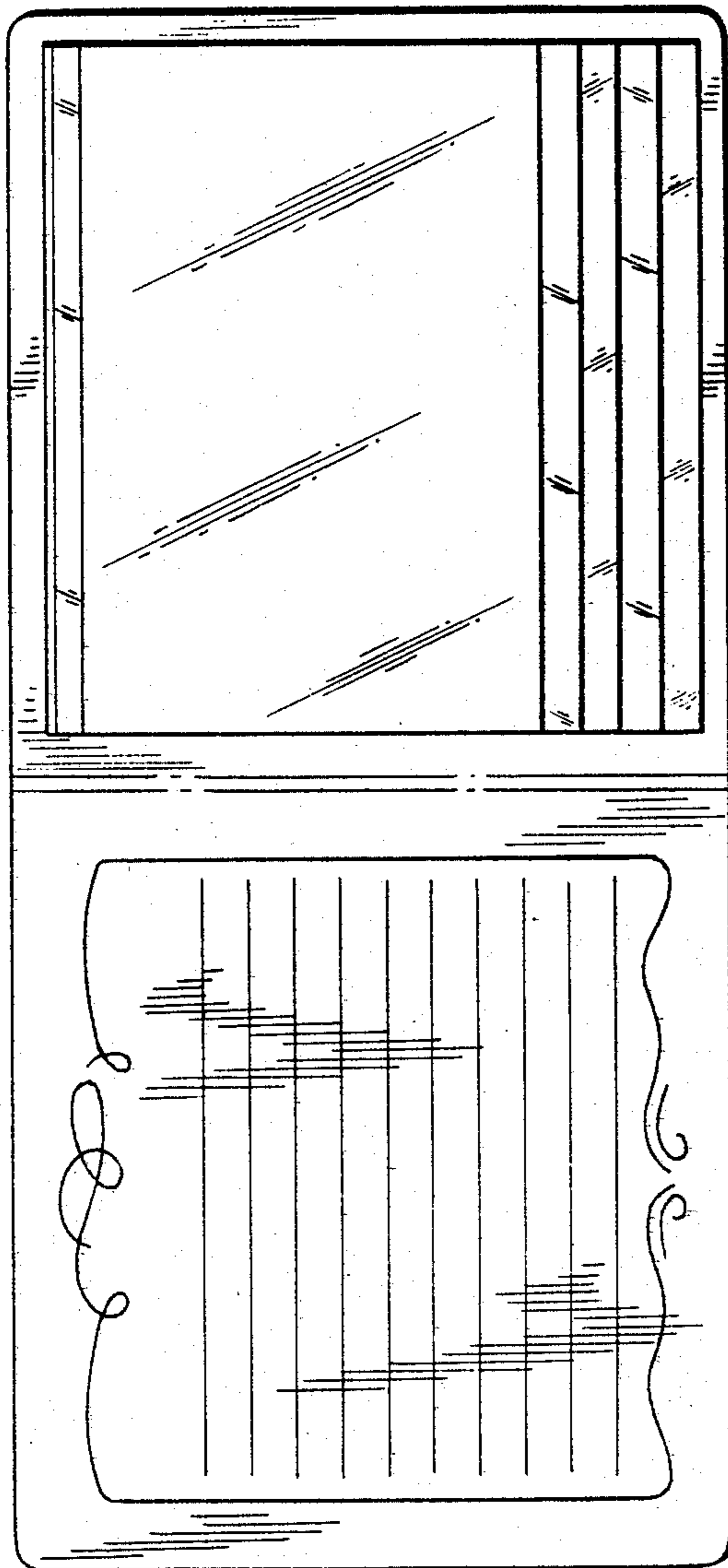


FIG. 3