

[54] TELEPHONE BUSY LAMP FIELD CONSOLE

[75] Inventors: Donald A. Foggia, Ocean, N.J.; Rolf E. Schneider, Boca Raton, Fla.

[73] Assignee: Siemens Corporation, Iselin, N.J.

[**] Term: 14 Years

[21] Appl. No.: 362,166

[22] Filed: Mar. 26, 1982

[52] U.S. Cl. D14/52; D14/60

[58] Field of Search D14/53; D14/52, 92, D14/55, 53, 56, 92, 54, 59, 72, 60, 58, 106, 62; 179/2 DD, 178, 179; D13/12

[56] References Cited

U.S. PATENT DOCUMENTS

- D. 185,798 8/1959 Loge D14/92
- D. 208,634 9/1967 Janda D14/54
- D. 227,375 6/1973 Howard D14/106
- D. 228,190 8/1973 Link D14/106
- D. 243,773 3/1977 Foggia D14/62
- D. 256,919 9/1980 White D14/58
- D. 263,824 4/1982 Hagelbanger et al. D14/60
- D. 264,826 6/1982 Conforta et al. D14/106

- D. 267,173 12/1982 Georgopoulos D14/72
- D. 269,780 7/1983 Daudson D14/92
- D. 270,725 9/1983 Fenne D14/106
- D. 272,350 1/1984 Unno et al. D14/106
- D. 272,422 1/1984 Swarztrauben D13/12
- D. 272,439 1/1984 Gibson D14/52
- D. 274,060 5/1984 Bennet D14/52

OTHER PUBLICATIONS

Monroe Calculator, upper right, p. 32, Electronic Design 20, 9-27-77.

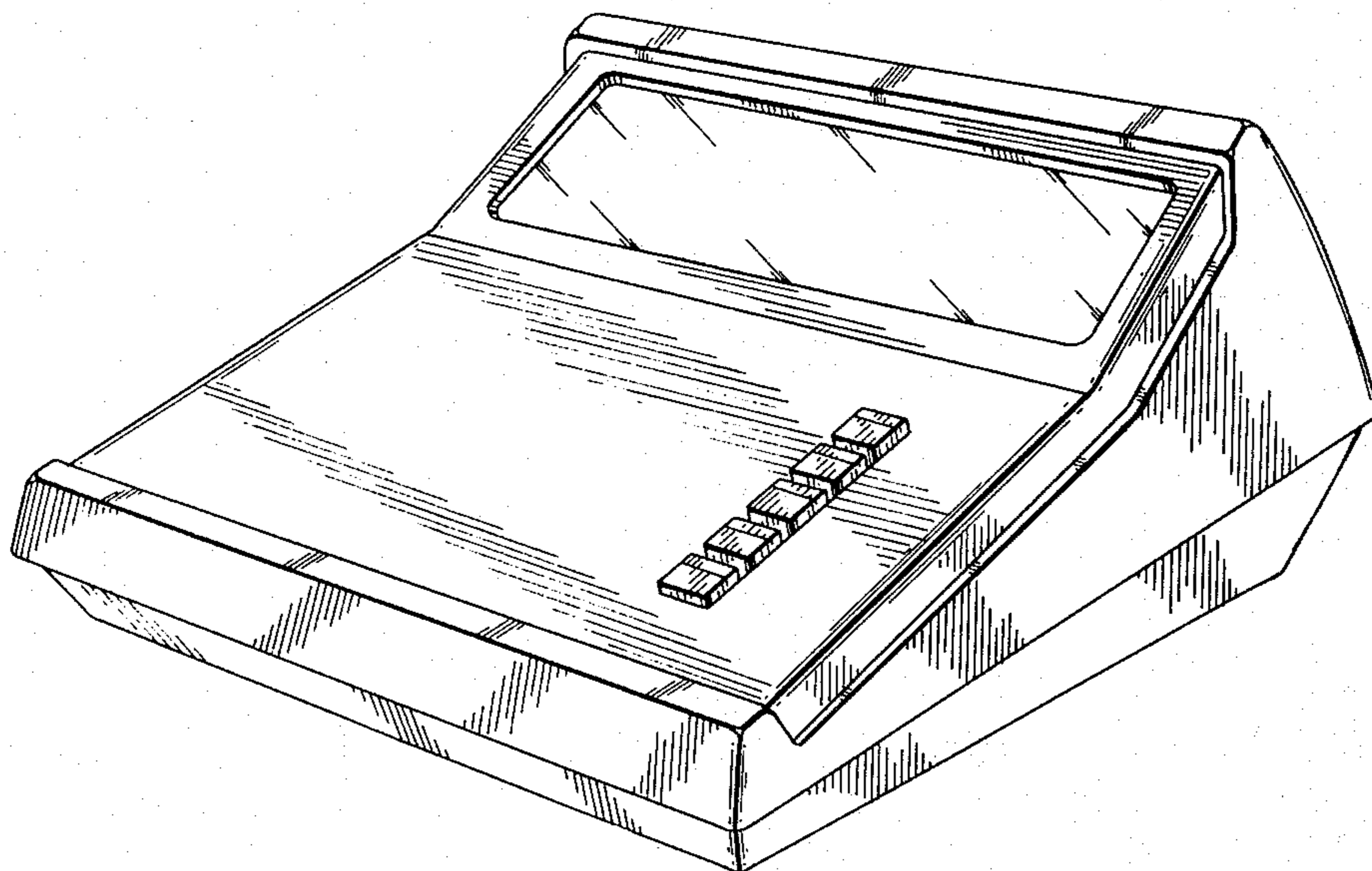
Primary Examiner—A. Hugo Word
Assistant Examiner—Horace B. Fay
Attorney, Agent, or Firm—Karl F. Milde, Jr.

[57] CLAIM

The ornamental design for a telephone busy lamp field console, as shown.

DESCRIPTION

FIG. 1 is a top, front, and right side perspective view of a telephone busy lamp field console showing our new design;
FIG. 2 is a top, rear and left side perspective view thereof; and
FIG. 3 is a top plan view thereof.



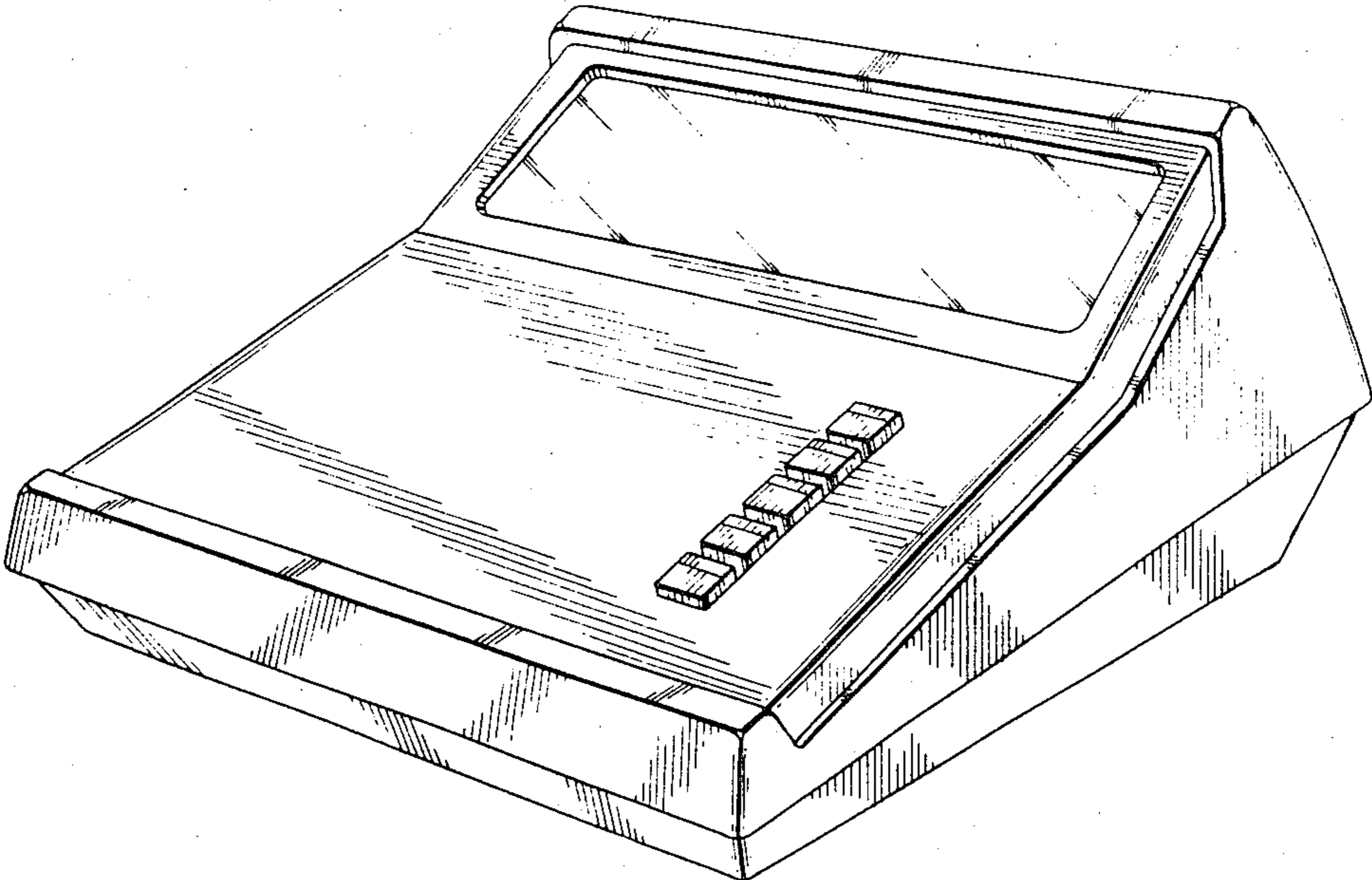


FIG. 1

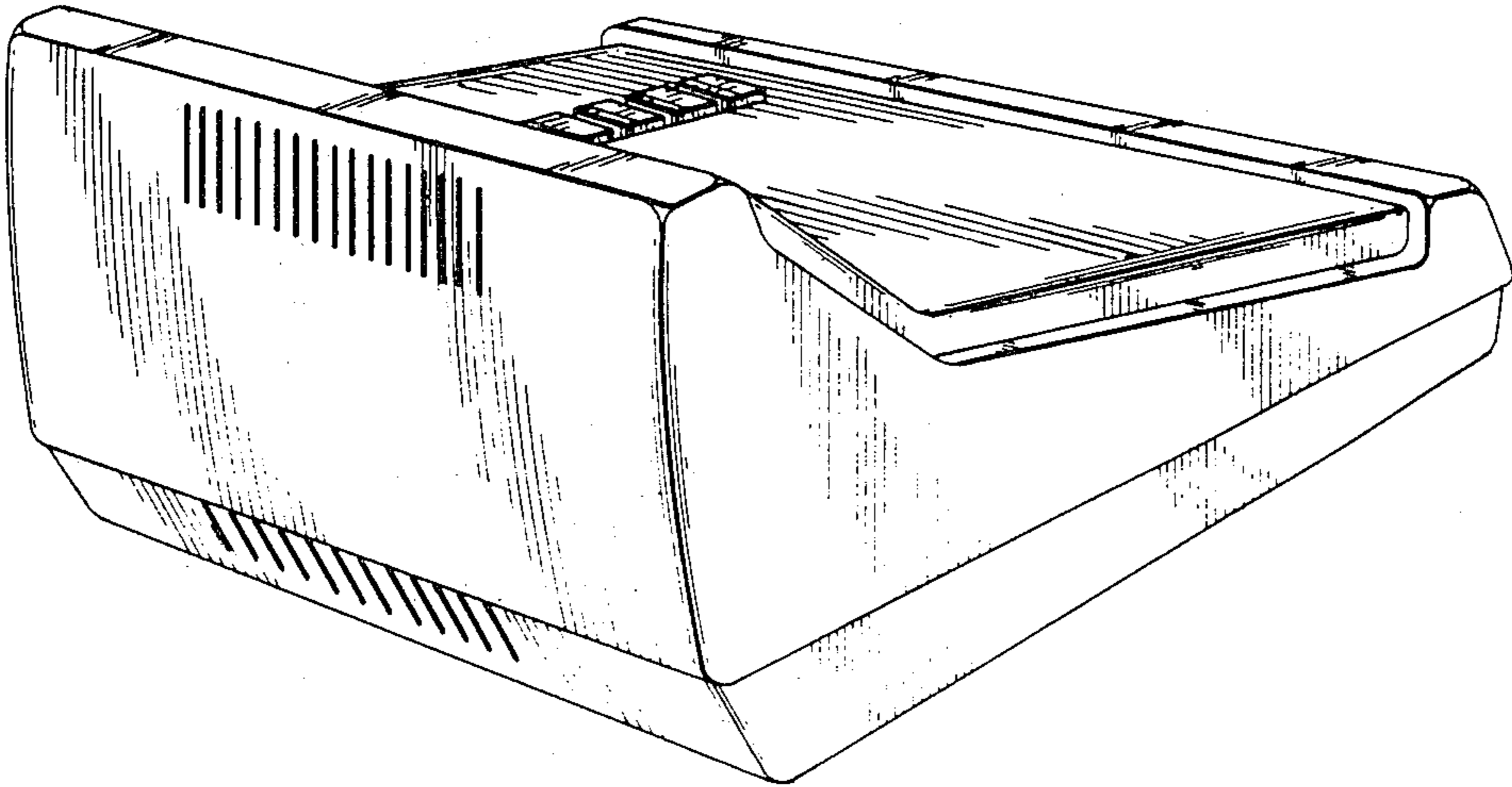


FIG. 2

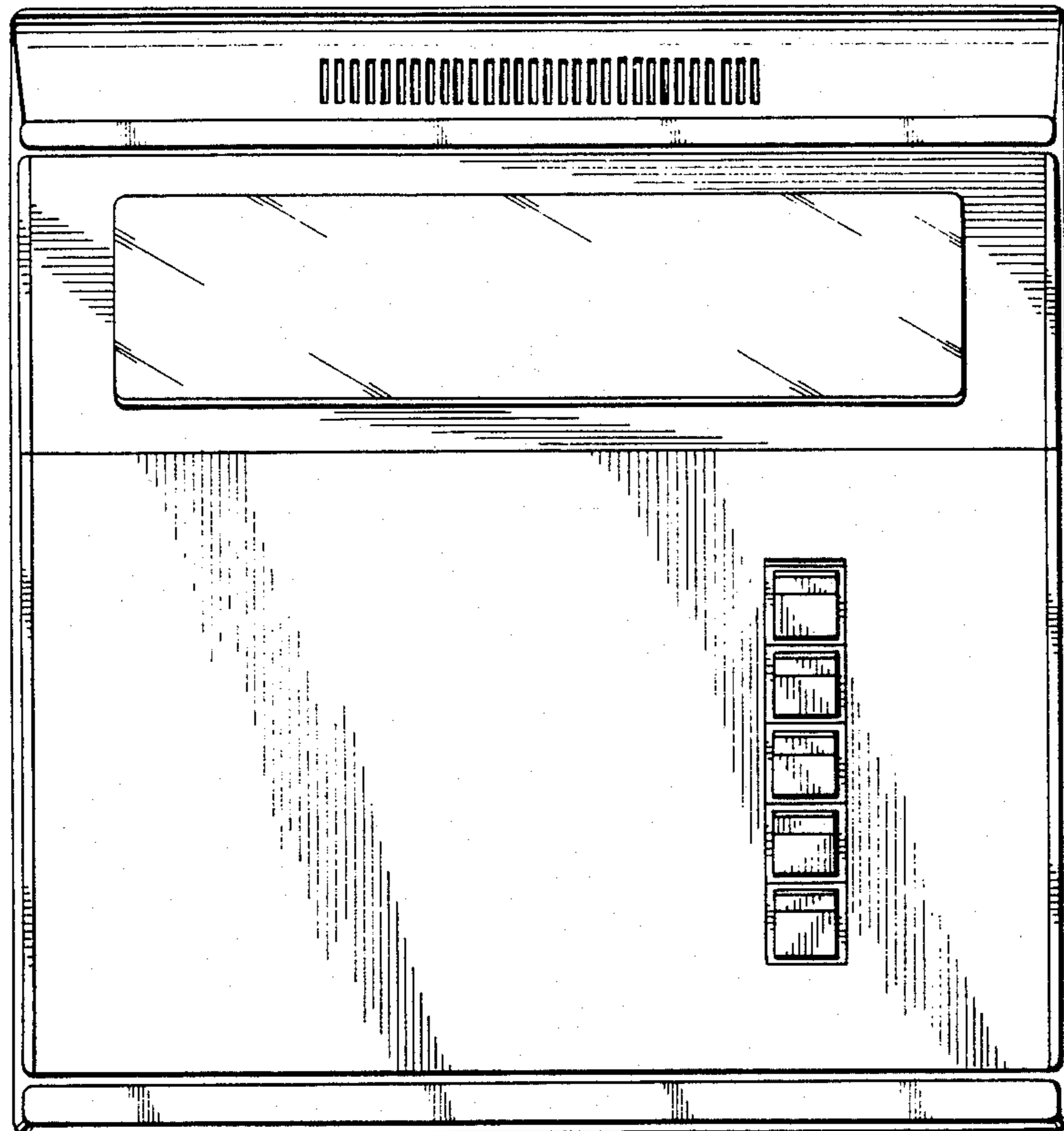


FIG. 3