

[54] VEHICLE TIRE

[75] Inventor: Hideaki Nagayasu, Kakogawa, Japan

[73] Assignee: Sumitomo Rubber Industries, Ltd.,  
Kobe, Japan

[\*\*] Term: 14 Years

[21] Appl. No.: 397,867

[22] Filed: Jul. 13, 1982

[52] U.S. Cl. .... D12/147

[58] Field of Search ..... D12/146-151,  
D12/136, 137; 152/209 R, 209 NT, 209 B, 209  
D

[56] References Cited

U.S. PATENT DOCUMENTS

- D. 236,454 8/1975 Hammond et al. .... D12/147
- D. 244,595 6/1977 Yurkovich et al. .... D12/147
- D. 253,761 12/1979 De Saint-Michel ..... D12/147

OTHER PUBLICATIONS

1979 Tread Design Guide, p. 4, Wintermaster Sport

Radial Tire, second tire in from bottom right side of page.

1981 Tread Design Guide, p. 79, Toyo Z-12 Tire, second row down & second tire in from left side of page.

Primary Examiner—James M. Gandy  
Attorney, Agent, or Firm—Cushman, Darby & Cushman

[57] CLAIM

The ornamental design for a vehicle tire, substantially as shown and described.

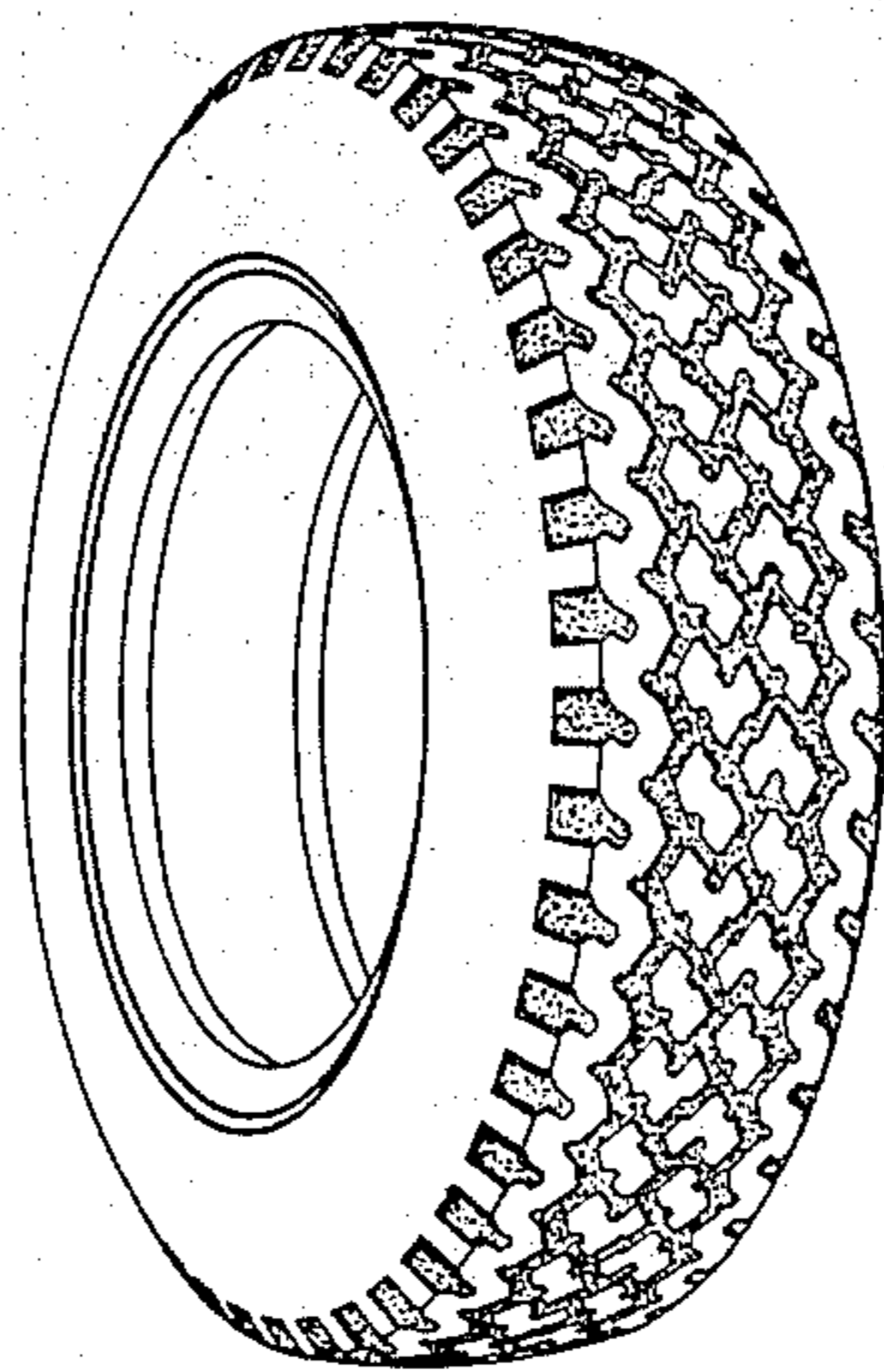
DESCRIPTION

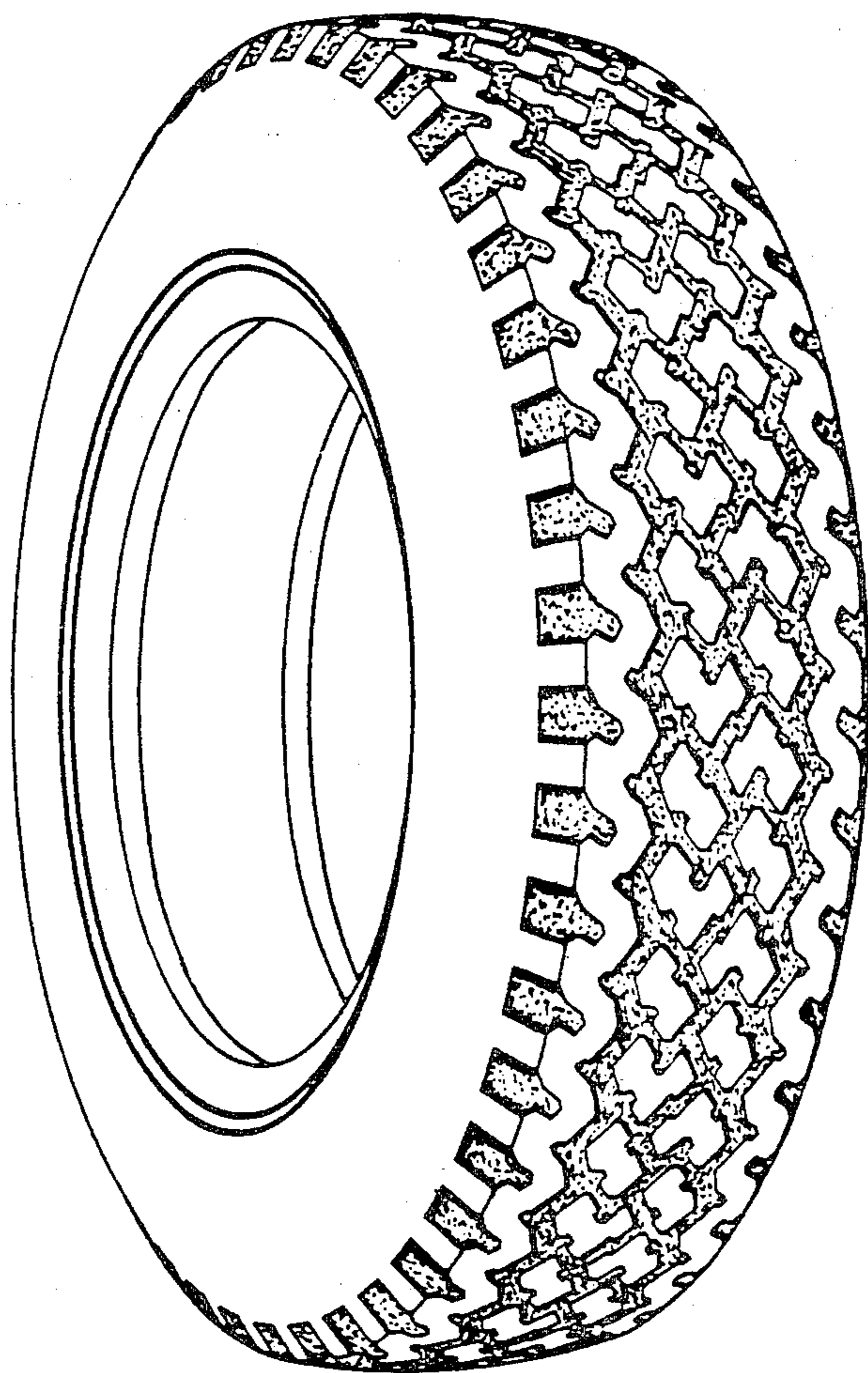
FIG. 1 is a perspective view of a vehicle tire showing my new design it being understood that the tread pattern is repeated uniformly throughout the circumference of the tire, and the opposite side is substantially the same as that shown.

FIG. 2 is a side elevational view thereof;


FIG. 3 is a front elevational view thereof; and

FIG. 4 is an enlarged fragmentary plan view thereof.







*FIG. 1*



*FIG. 2*



*F I G. 3*



**FIG. 4**