

[54] **COSMETIC CASE**

[76] **Inventor:** Dieter Bakic, Romerstrasse 15, 8000 Munchen 40, Fed. Rep. of Germany

[\*\*] **Term:** 14 Years

[21] **Appl. No.:** 443,291

[22] **Filed:** Nov. 22, 1982

[30] **Foreign Application Priority Data**

Jun. 14, 1982 [DE] Fed. Rep. of Germany ..... 11 AR 1979/82

[52] **U.S. Cl.** ..... D28/83

[58] **Field of Search** ..... D28/65-69, D28/72-85, 91, 91.1, 89; D3/39; D9/403, 413, 420, 423, 432; 362/136, 137; 206/823, 235, 581, 229, 38; 220/DIG. 26; 132/79 R, 79 A, 79 C, 79 F, 79 G, 82 R, 82 A, 82 D, 82 F, 83 R, 83 B, 83 D-83 G, DIG. 2

[56] **References Cited**

**U.S. PATENT DOCUMENTS**

D. 79,868 11/1929 Zell ..... D28/78  
D. 79,870 11/1929 Zell ..... D28/78  
D. 147,868 11/1947 Reinecke ..... D28/85 X  
D. 248,974 8/1978 Balleraud ..... D28/78 X  
2,068,813 1/1937 Morey ..... 362/136 X

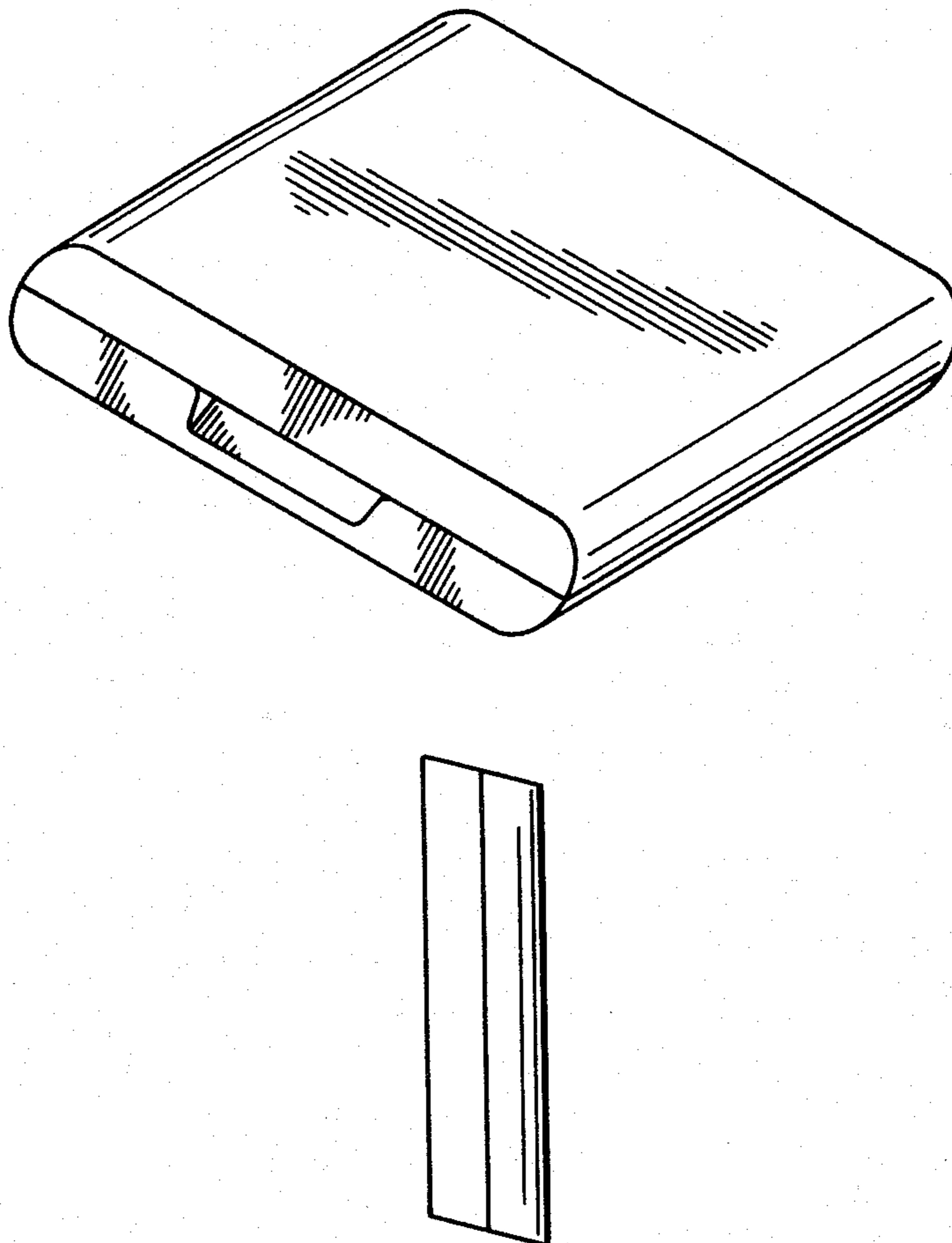
*Primary Examiner*—Louis S. Zarfaz  
*Attorney, Agent, or Firm*—Kenyon & Kenyon

[57] **CLAIM**

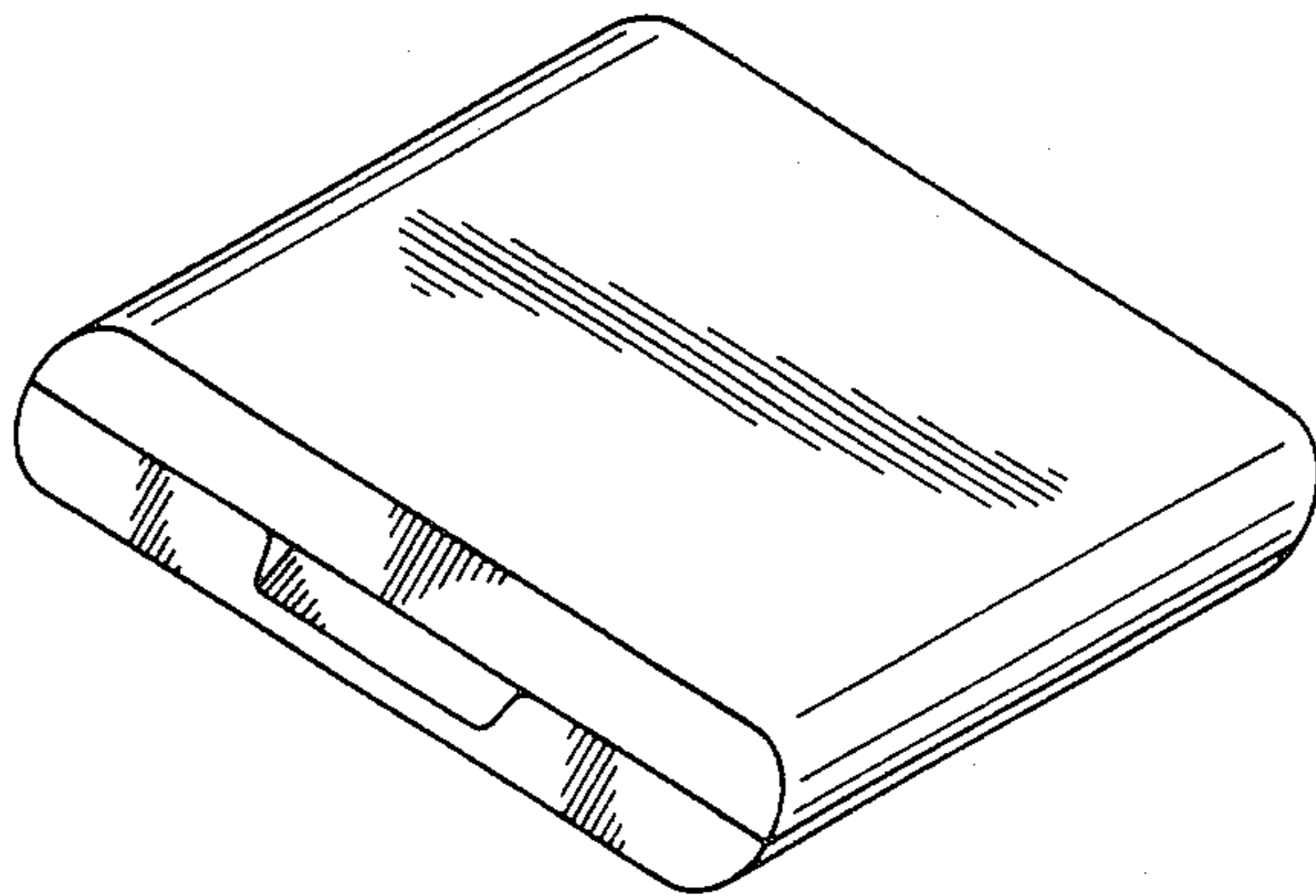
The ornamental design for a cosmetic case, as shown.

**DESCRIPTION**


FIG. 1 is a perspective view of a cosmetic case showing my new design from the front, top, and left; FIG. 2 is a front view of the cosmetic case of FIG. 1; FIG. 3 is a top view of the cosmetic case of FIG. 1; FIG. 4 is a left side view of the cosmetic case of FIG. 1; FIG. 5 is a right side view of the cosmetic case of FIG. 1; FIG. 6 is a rear view of the cosmetic case of FIG. 1; FIG. 7 is a bottom view of the cosmetic case of FIG. 1.



***Fig. 1***




**Fig. 2**



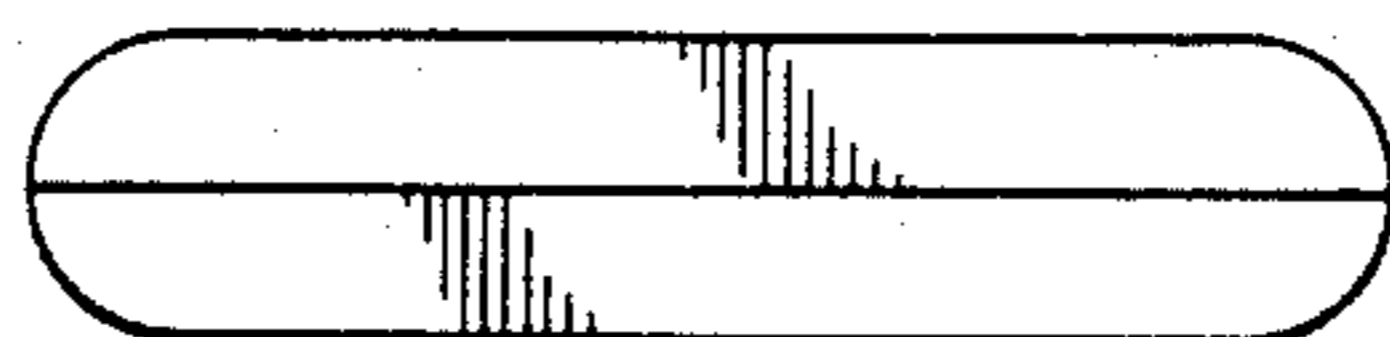
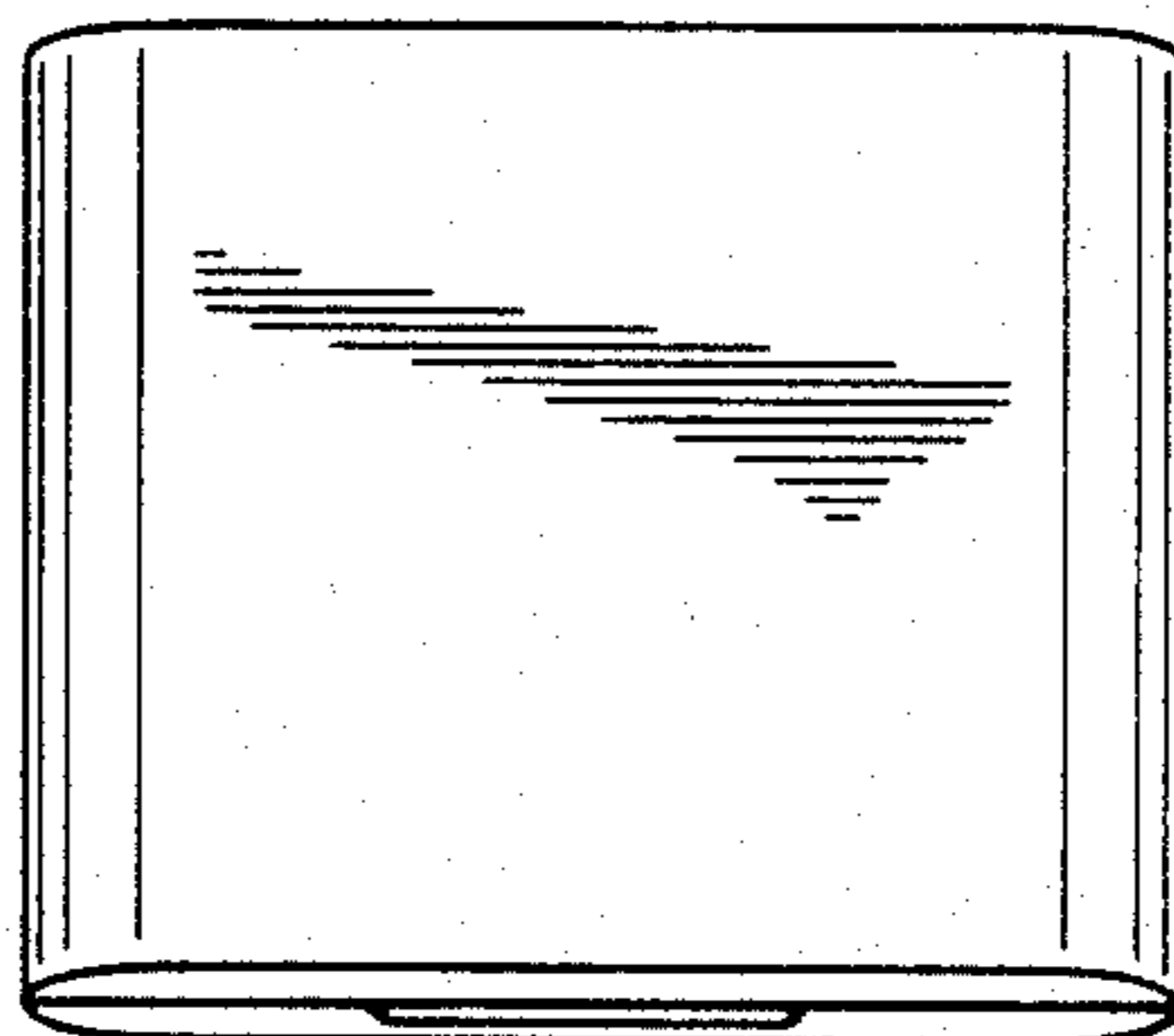
**Fig. 4**



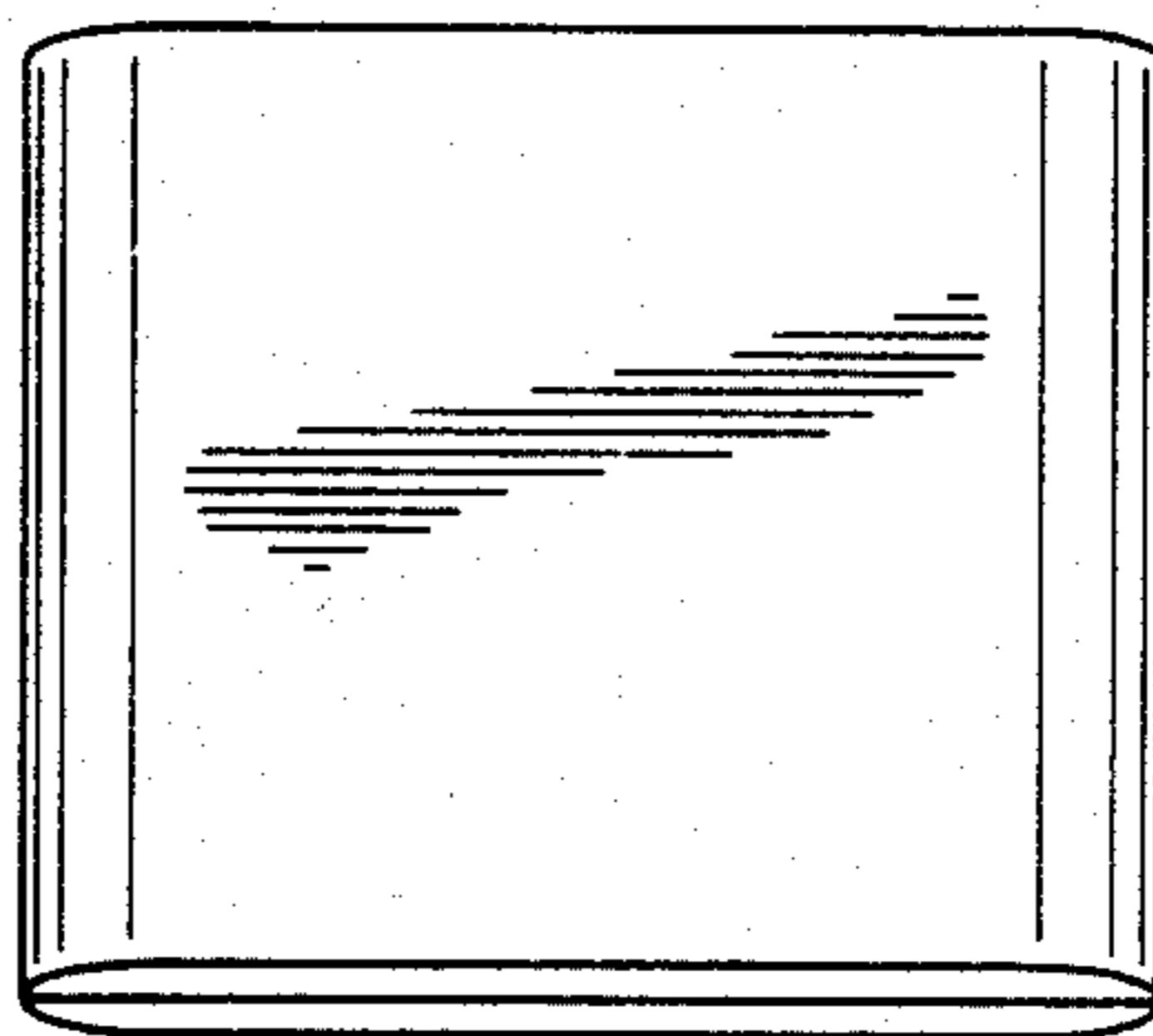
**Fig. 5**



**Fig. 3**



**Fig. 6**



**Fig. 7**