

[54] BALL POINT PEN

[75] Inventor: Toshiharu Oyabu, Nagoya, Japan

[73] Assignee: Shachihata Industry Co., Ltd., Nagoya, Japan

[\*\*] Term: 14 Years

[21] Appl. No.: 417,133

[22] Filed: Sep. 13, 1982

[30] Foreign Application Priority Data

Apr. 9, 1982 [JP] Japan ..... 57-15449

[52] U.S. Cl. .... D19/51; D19/55; D19/57

[58] Field of Search ..... D19/35, 36, 41-51, D19/56, 57

[56] References Cited

U.S. PATENT DOCUMENTS

- D. 259,792 7/1981 Itoh et al. .... D19/51
- D. 261,010 9/1981 Itoh ..... D19/51
- D. 266,769 11/1982 Camps ..... D19/51
- D. 270,547 9/1983 Bajusz ..... D19/51

Primary Examiner—George P. Word  
Attorney, Agent, or Firm—Brumbaugh, Graves,  
Donohue & Raymond

[57] CLAIM

The ornamental design for a ball point pen, as shown and described.

DESCRIPTION

FIG. 1 is a perspective view of a ball point pen showing my new design with the cap on the end remote from the writing point;

FIG. 2 is a front elevational view thereof;

FIG. 3 is a rear elevational view thereof;

FIG. 4 is a left side elevational view thereof;

FIG. 5 is a top plan view of FIG. 1;

FIG. 6 is a bottom plan view of FIG. 1;

FIG. 7 is a perspective view of the ball point pen with the cap over the writing point;

FIG. 8 is a front elevational view of FIG. 7;

FIG. 9 is a bottom plan view of FIG. 7;

FIG. 10 is an enlarged scale longitudinal cross-sectional view taken through the center line of FIG. 2; and

FIG. 11 is an enlarged scale fragmentary view of the cross-section of the ball point assembly shown in FIG. 10.



FIG. 1

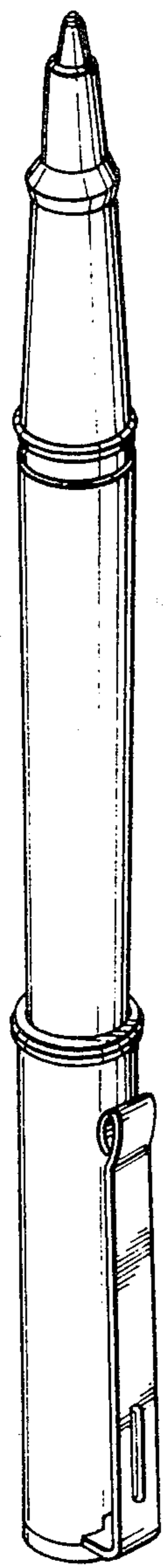


FIG. 2




FIG. 3




FIG. 4




FIG. 5

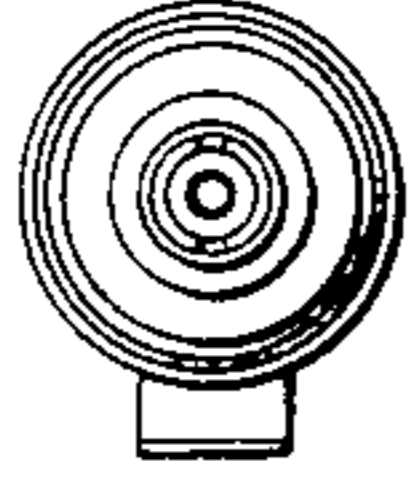


FIG. 6

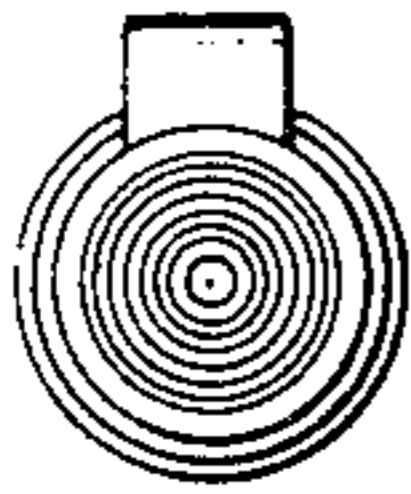


FIG. 9



FIG. 11

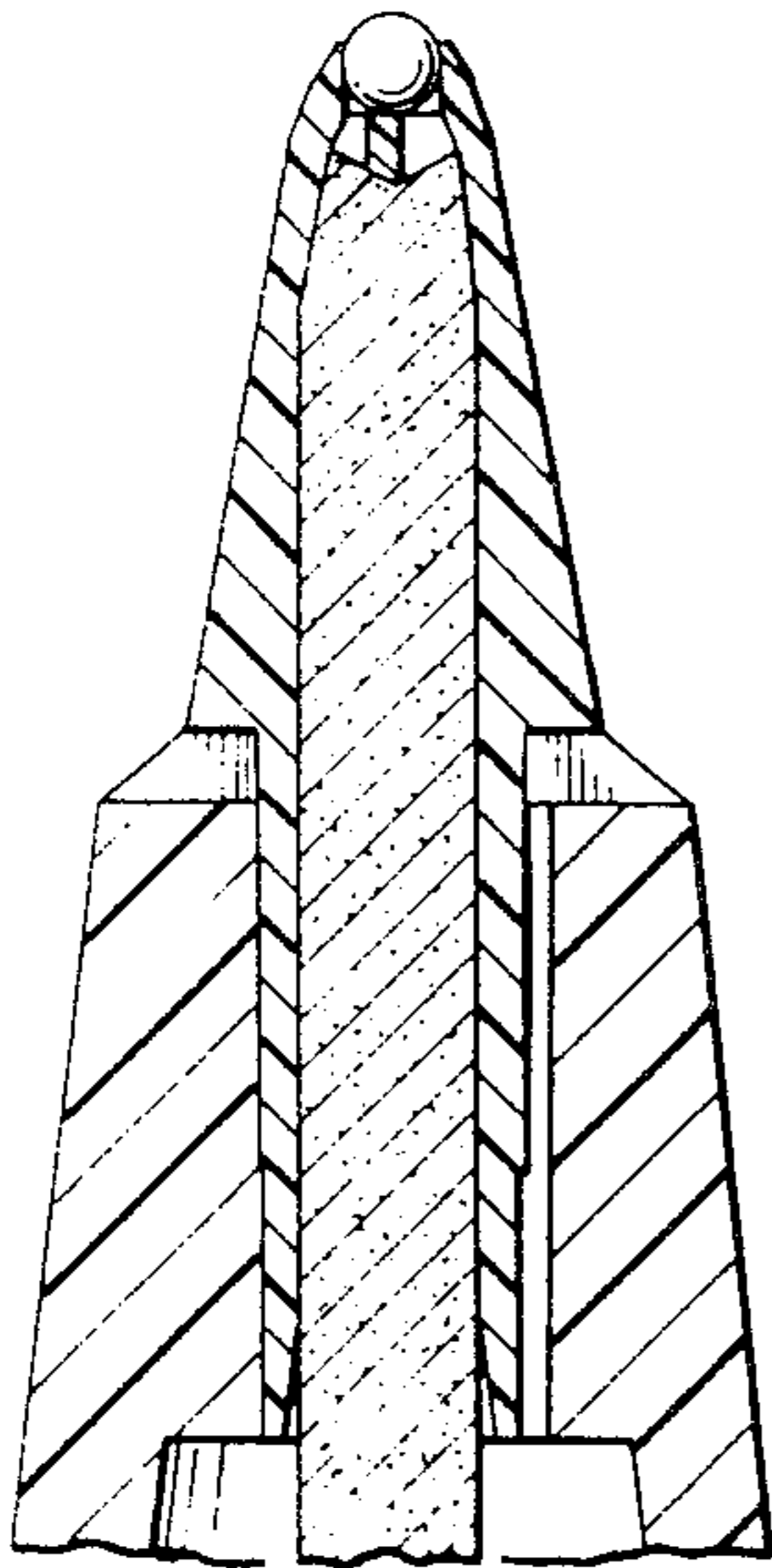


FIG. 7




FIG. 8




FIG. 10

