

[54] **HANDSET TELEPHONE INSTRUMENT**

D. 270,445 9/1981 Chen D14/64
T955,001 2/1977 Genaro et al. D14/64

[75] Inventors: **Kenneth R. Cooke**, New York; **Vito L. Porcelli**, Ossining, both of N.Y.

OTHER PUBLICATIONS

[73] Assignee: **AT&T Technologies, Inc.**, New York, N.Y.

U.S. Patent Application, Danielson et al, Ser. No. 455,915, filed Jan. 5, 1983.

[**] Term: **14 Years**

Japan Electronic Engineering, May 1972, No. 66, Title: New Phone Units in Japan; Handset, bottom of p. 45; Copy Exam. S.R.

[21] Appl. No.: **570,943**

Primary Examiner—B. J. Bullock
Assistant Examiner—Horace B. Fay
Attorney, Agent, or Firm—John A. Caccuro

[22] Filed: **Jan. 16, 1984**

[52] U.S. Cl. **D14/63; D14/64**

[58] Field of Search D14/52, 59, 56, 63,
D14/64; 179/103, 100 R, 100 D

[57] **CLAIM**

The ornamental design for a telephone handset instrument, substantially as shown and described.

[56] **References Cited**

U.S. PATENT DOCUMENTS

D. 190,810	7/1961	Dreyfuss et al.	D14/64
D. 190,867	7/1961	Mosing	D14/63
D. 202,787	11/1965	Dreyfuss et al.	D14/56
D. 202,788	11/1965	Dreyfuss et al.	D14/56
D. 236,627	9/1975	Henshaw et al.	D14/63
D. 242,928	1/1977	Buchin et al.	D14/63
D. 255,681	7/1980	Read et al.	D14/64
D. 259,260	5/1981	Blomberg	D14/59
D. 262,207	12/1981	Kaczkos	D14/64
D. 264,465	5/1982	MacKenzie	D14/53
D. 266,561	10/1982	Bee	D14/63
D. 266,763	11/1982	Grae	D14/63
D. 267,178	12/1982	Mona	D14/63

DESCRIPTION

FIG. 1 is a front top perspective view of a handset telephone instrument showing our new design, wherein our invention is embodied in a handset housing; FIG. 2 is a rear bottom perspective view thereof; FIG. 3 is a side elevational view thereof, the opposite side view being substantially a mirror image; FIG. 4 is a front top perspective view of a second embodiment of the telephone instrument, wherein our invention is embodied in a handset telephone; FIG. 5 is a rear bottom perspective view of FIG. 4; and FIG. 6 is a side elevational view thereof, the opposite side being substantially a mirror image.

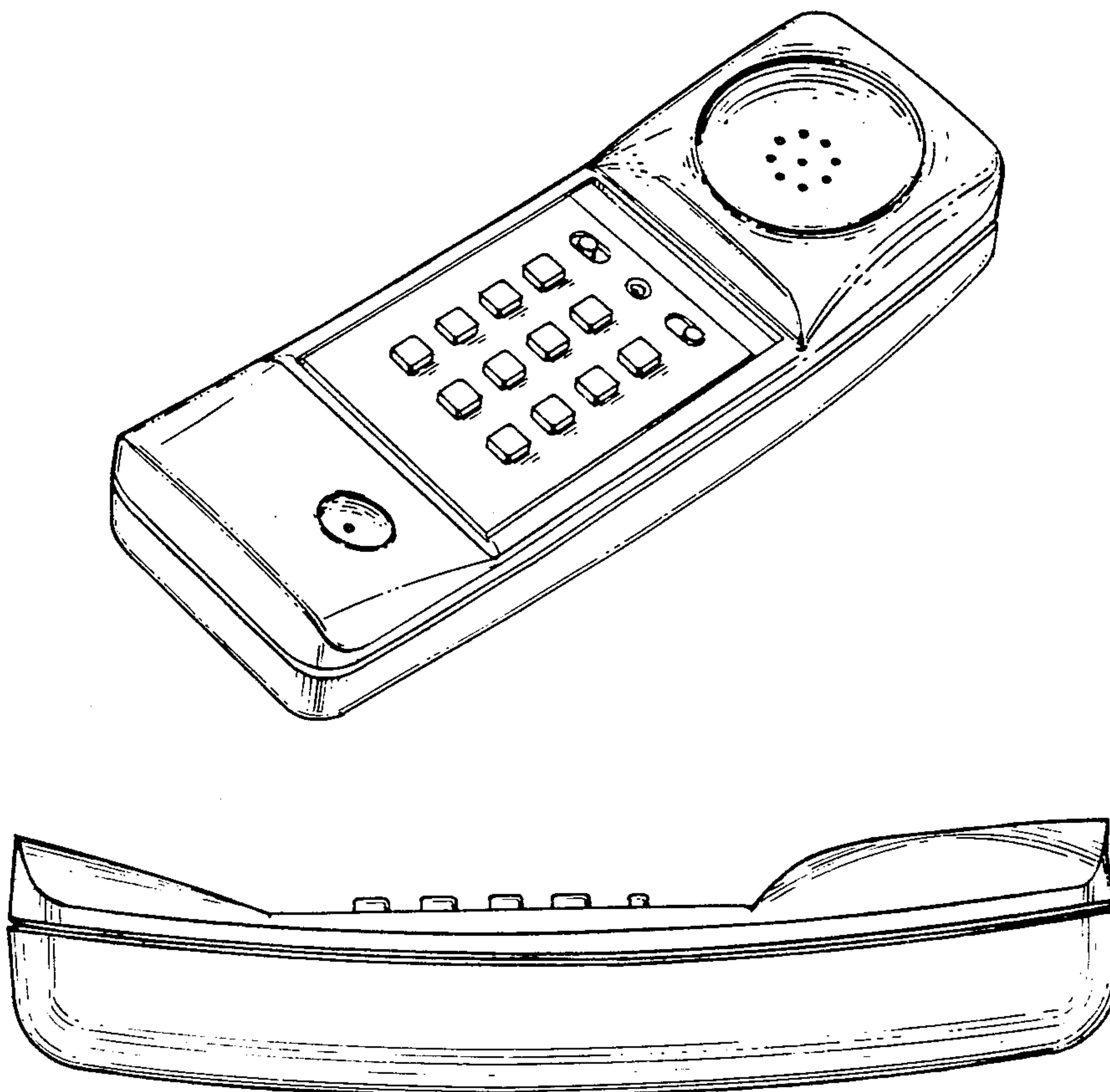


FIG. 1

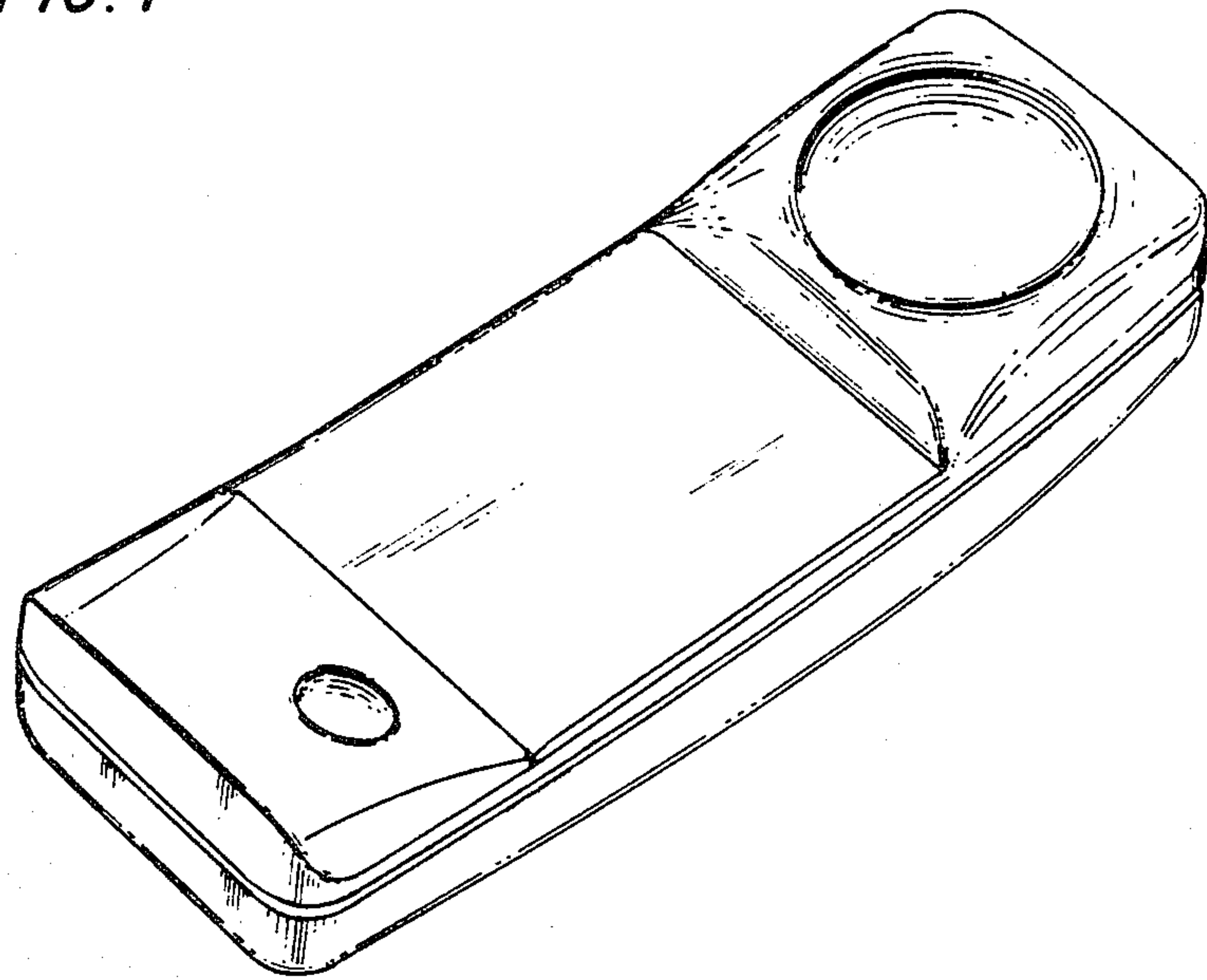


FIG. 2

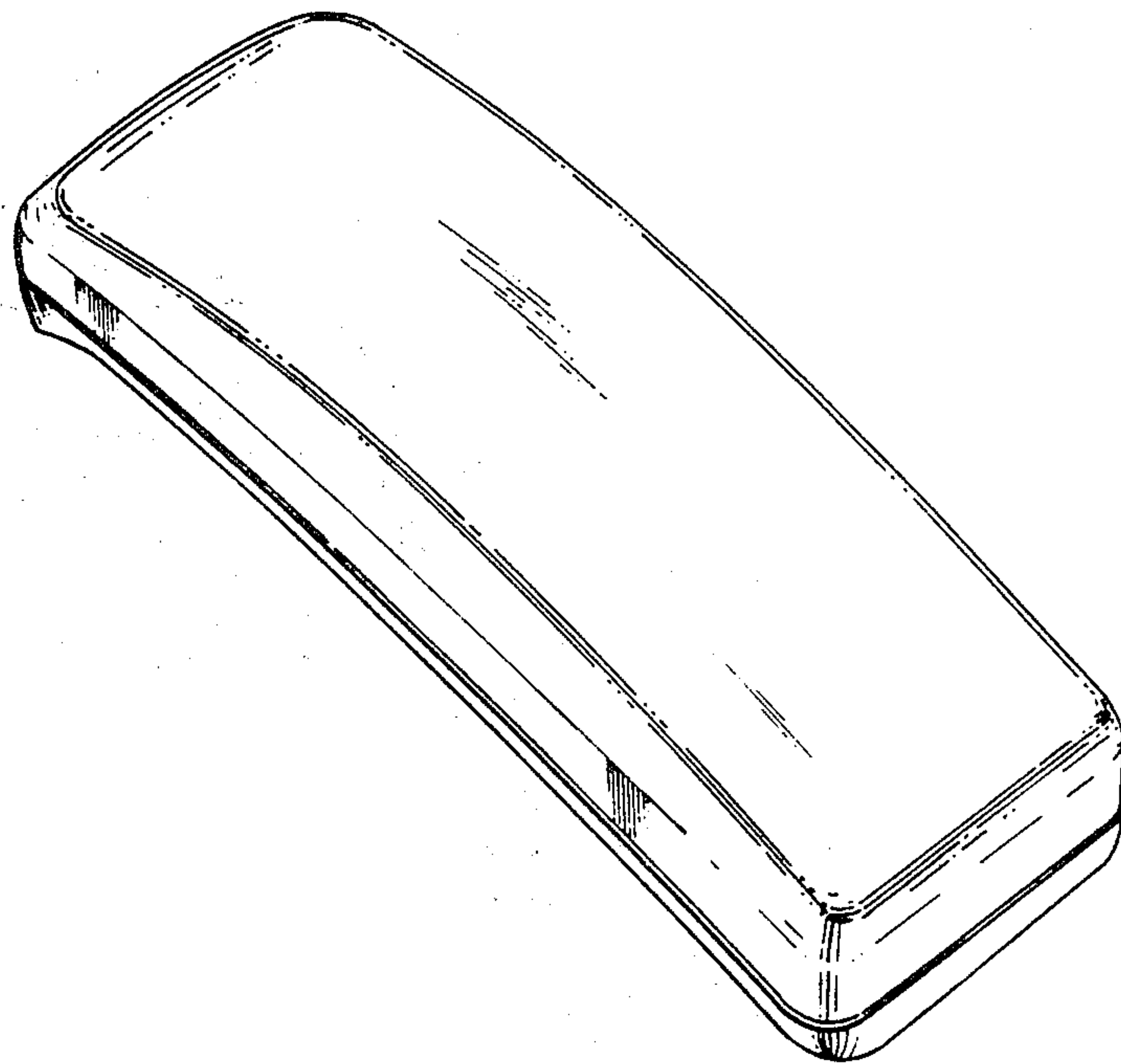


FIG. 3




FIG. 6

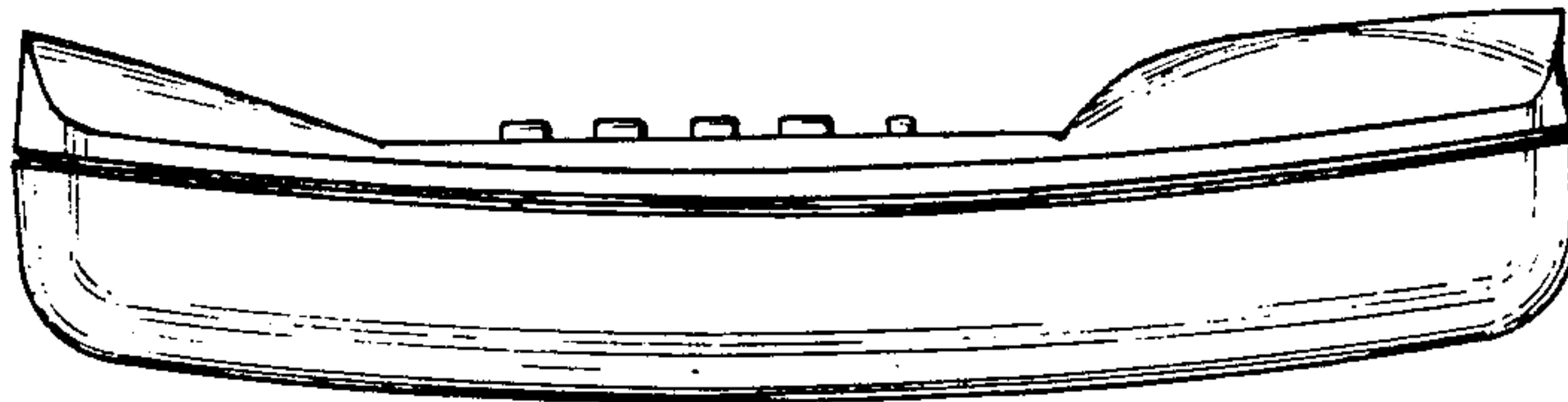


FIG. 4

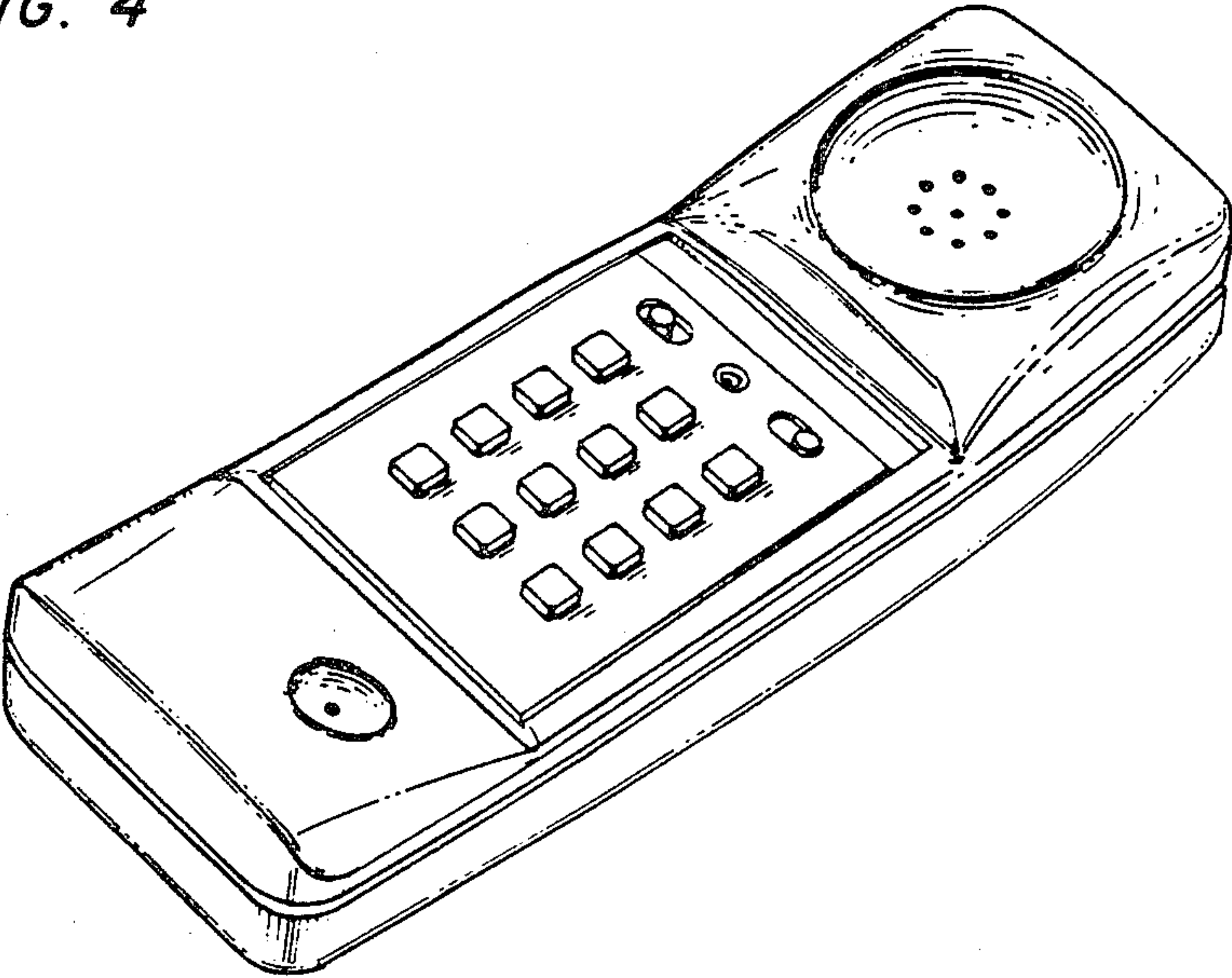


FIG. 5

