

[54] TROPHY HAVING A VERTICAL TIME DISPLAY

3,702,531 11/1972 Maue .
4,092,823 6/1978 Shire .

[76] Inventor: Iroy N. Sonier, R.R. 1 Box 453,
Cocagne NB, Canada, E0A LK0

[**] Term: 14 Years

[21] Appl. No.: 535,062

[22] Filed: Sep. 23, 1983

[52] U.S. Cl. D11/131; D10/26

[58] Field of Search D11/131-137,
D11/140, 157, 164, 184; 428/13-16; D10/2,
24-26

[56] References Cited

U.S. PATENT DOCUMENTS

D. 161,375	12/1950	Reinhardt	D11/131 X
D. 161,375	5/1949	Reinhardt	.	
D. 162,374	3/1951	Borba	D11/131 X
D. 163,248	5/1951	Borba	D11/131 X
D. 241,627	9/1976	Bailey	D10/24 X
D. 728,993	5/1903	Scott	.	
2,065,491	12/1936	Harm	.	
2,243,343	5/1941	Johnson	.	
2,411,597	2/1944	Smith	.	
3,587,222	6/1971	Mestrovic	.	

OTHER PUBLICATIONS

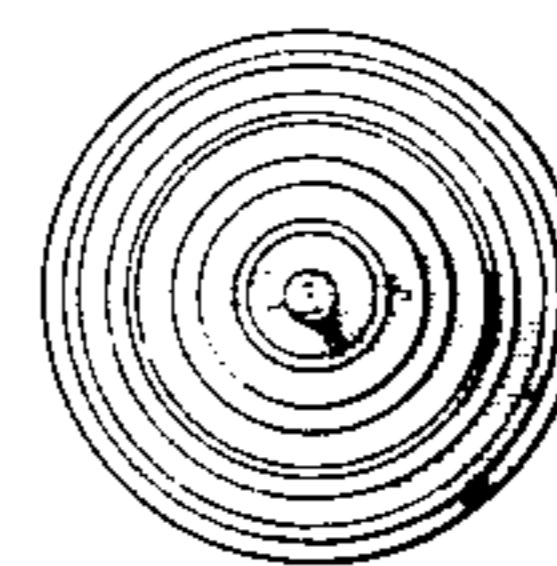
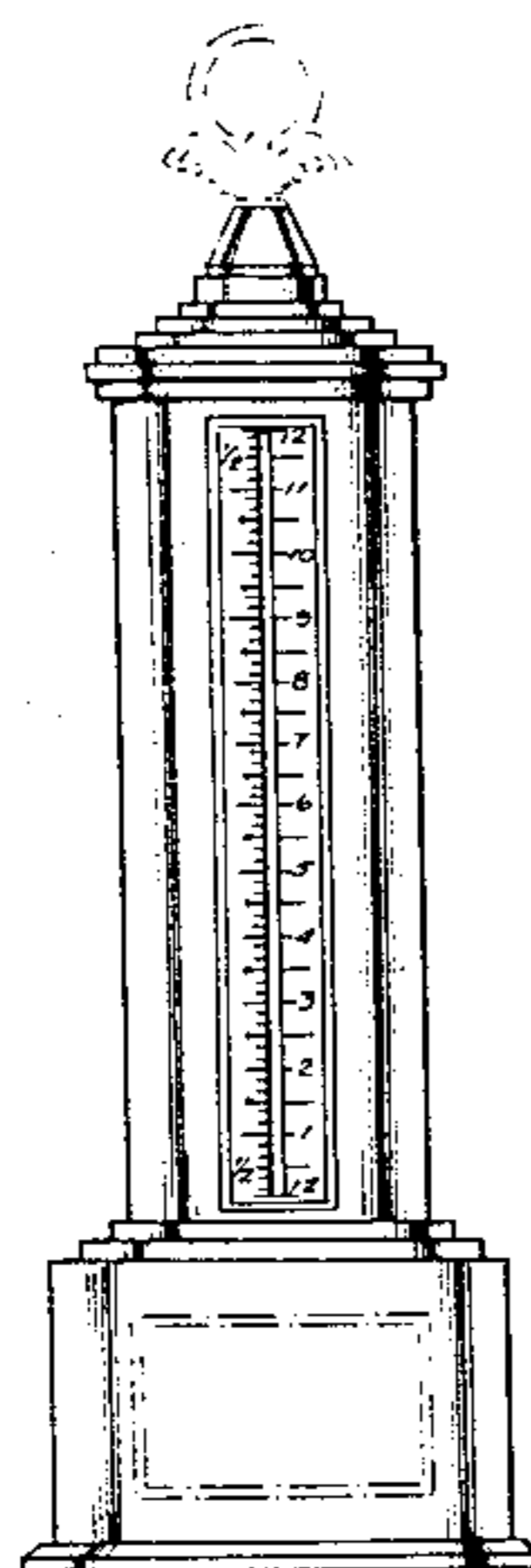
Blue Ribbon Trophies Catalog No. 453, Weidlich, Inc., p. 3-Trophy No. 4305 bottom center.
American Trophies, Inc., Catalog, 1965, 2nd Edition, p. 23.
Noble Trophies for Champions p. 8.
Primary Examiner—Louis S. Zarfes
Attorney, Agent, or Firm—Cushman, Darby & Cushman

[57] CLAIM

The ornamental design for a trophy having a vertical time display, as shown and described.

DESCRIPTION

FIG. 1 is a front elevational view of a trophy having a vertical time display showing my new design, the broken line ornament and plaque being illustrative of environment only;
FIG. 2 is a right side elevational view thereof, the left side elevational view being generally a mirror image thereof;
FIG. 3 is a rear elevational view thereof; and
FIG. 4 is a top plan view thereof.



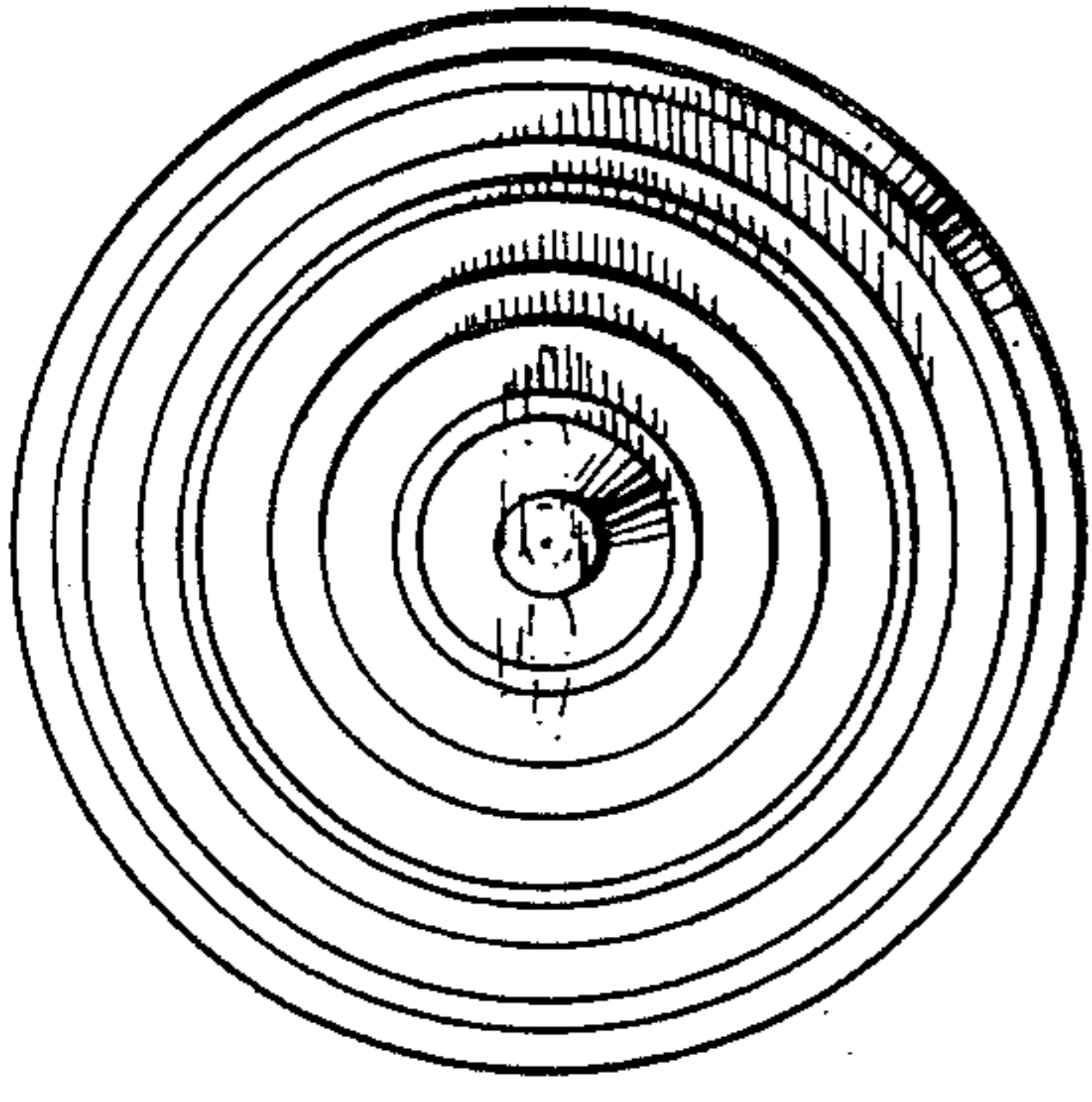


Fig. A

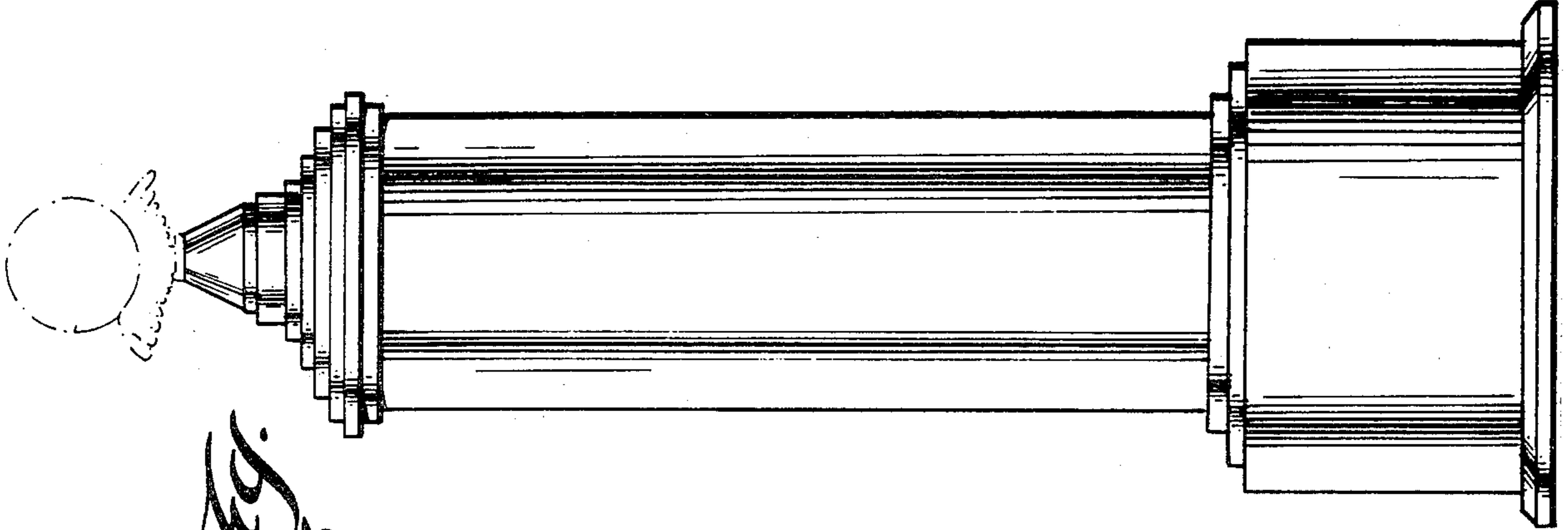


Fig. 3

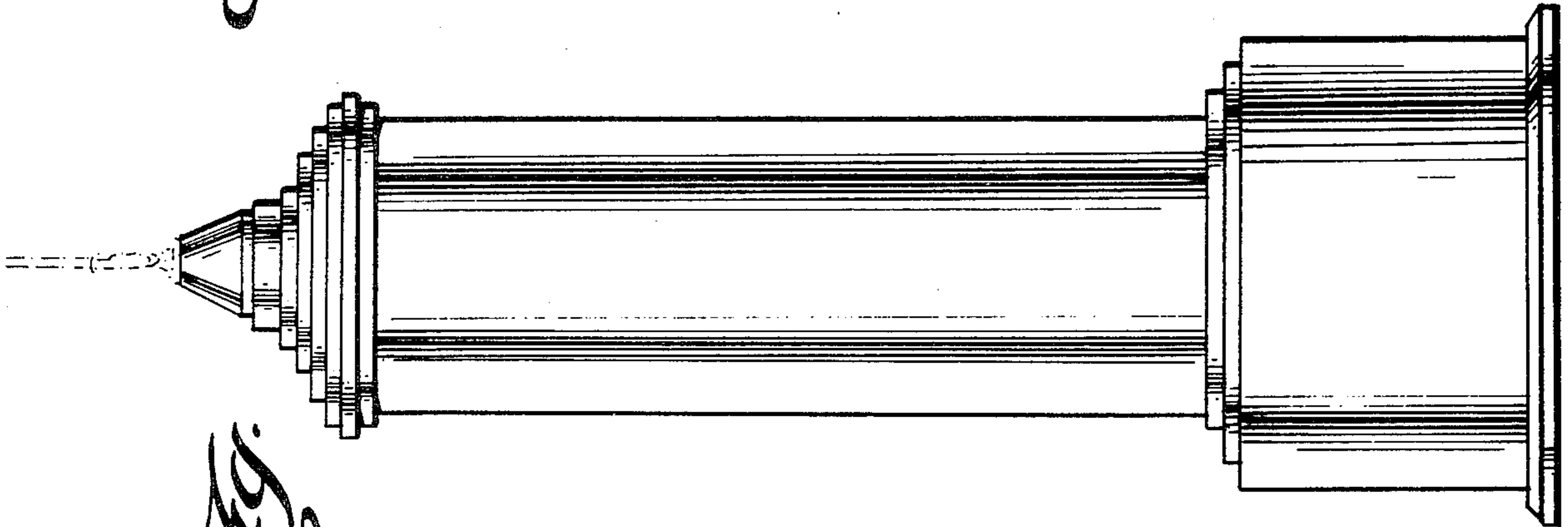


Fig. 2

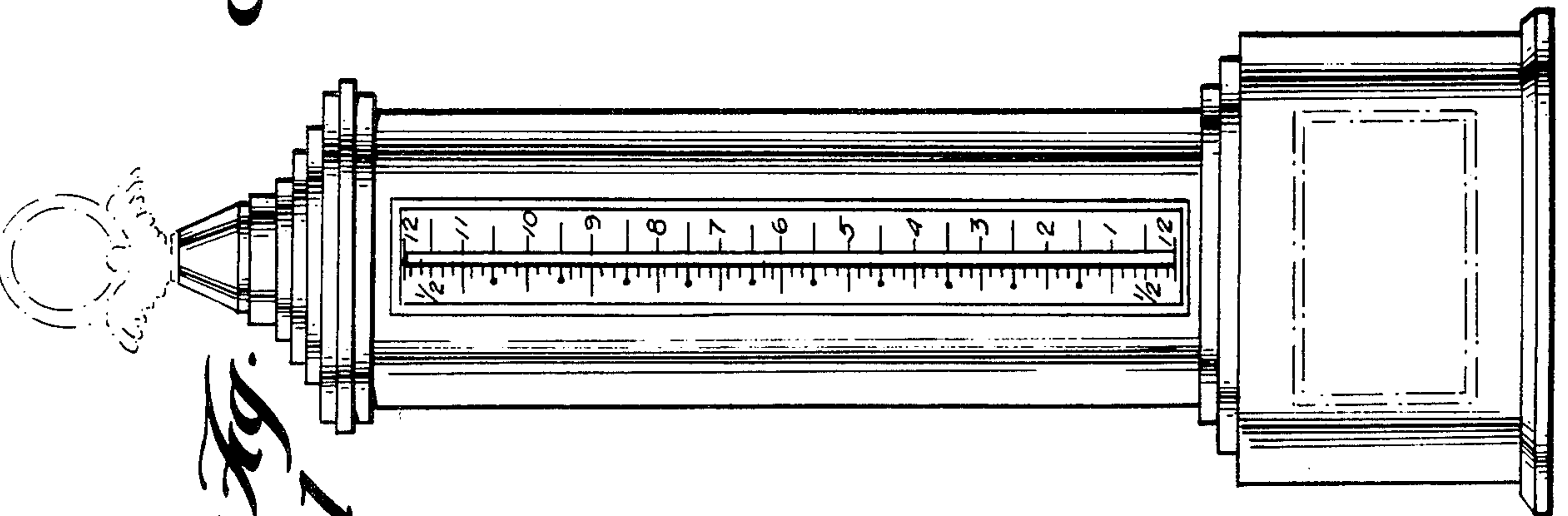


Fig. 1