

[54] TRAY FOR PORTABLE PROPANE TORCH, TOOLS AND ACCESSORIES

[76] Inventor: Charles J. Krencik, 86 Floyd Ave., Dayton, Ohio 45415

[\*\*] Term: 14 Years

[21] Appl. No.: 353,617

[22] Filed: Mar. 1, 1982

[52] U.S. Cl. .... D8/71

[58] Field of Search ..... D26/37-50, D26/138, 8-23; D10/114, 121; 362/157, 158, 183-208, 382, 395; 340/321, 119, 116, 114

[56] References Cited

U.S. PATENT DOCUMENTS

1,105,420	7/1914	Green	362/382 X
2,048,695	7/1936	Hasenour	D7/71 X
2,080,865	5/1937	Lassiter	211/74
2,557,859	6/1951	Bernstein	248/347 X
2,903,311	9/1959	Earhart	D7/71 X
3,038,064	6/1962	Gieb	D26/8 X
3,874,085	4/1975	Atkins	D7/71 X
3,905,324	9/1975	English	116/63 P
4,014,056	3/1977	Wainwright	211/71

4,050,401 9/1977 Kelly ..... 116/63 P

FOREIGN PATENT DOCUMENTS

377933 7/1964 Switzerland ..... 362/382

OTHER PUBLICATIONS

Applied Arts in Denmark, 1948, p. 35, Candlestick.

Primary Examiner—Susan J. Lucas

Attorney, Agent, or Firm—Jerome P. Bloom

[57] CLAIM

The ornamental design for a tray for portable propane torch, tools and accessories, as shown and described.

DESCRIPTION

FIG. 1 is a perspective view of the tray for portable propane torch, tools and accessories showing my new design;

FIG. 2 is a side elevational view thereof on an enlarged scale, the opposite side being identical;

FIG. 3 is an end elevational view thereof on an enlarged scale;

FIG. 4 is a top plan view thereof on an enlarged scale; and

FIG. 5 is a bottom plan view thereof on an enlarged scale.

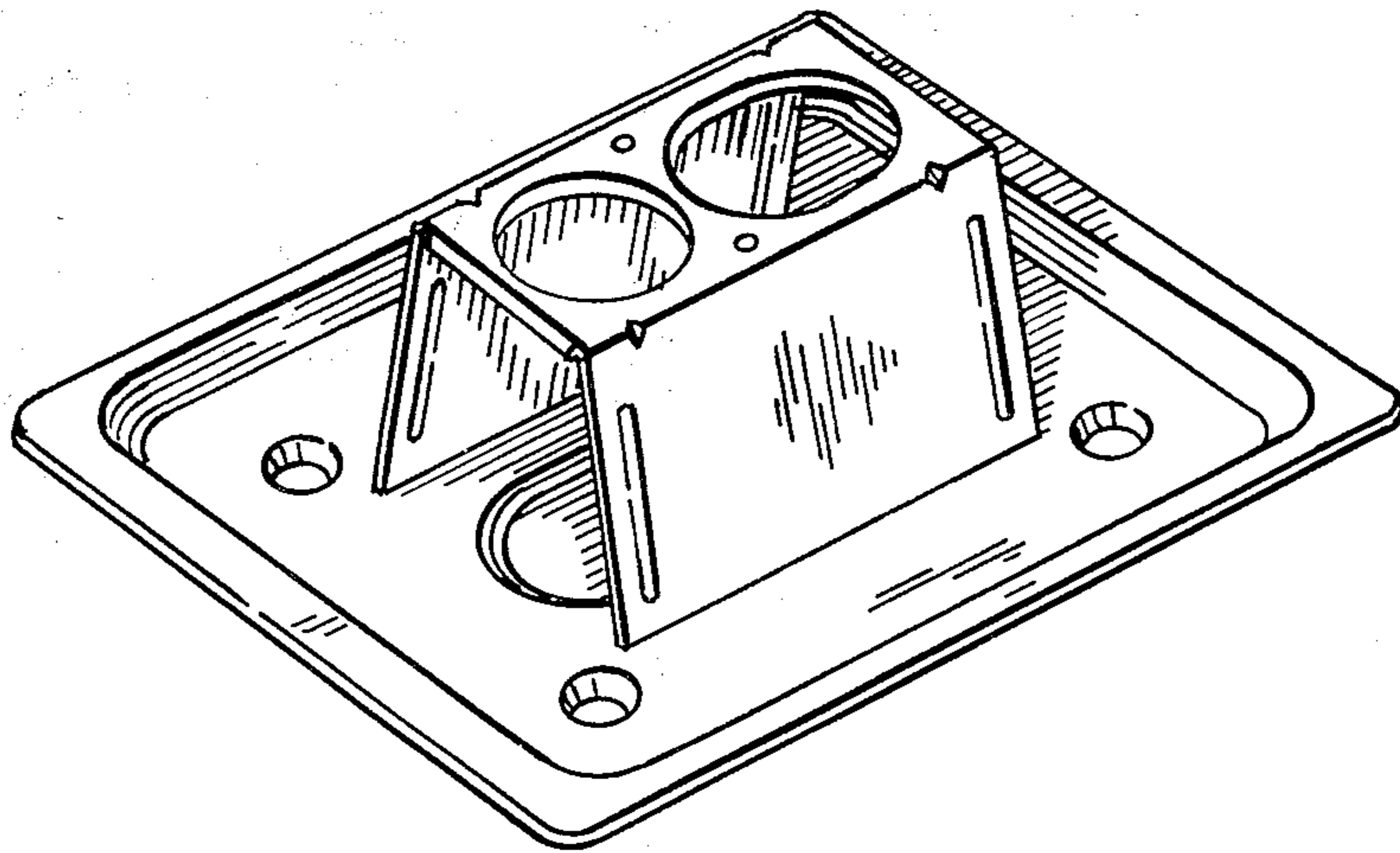


FIG-1

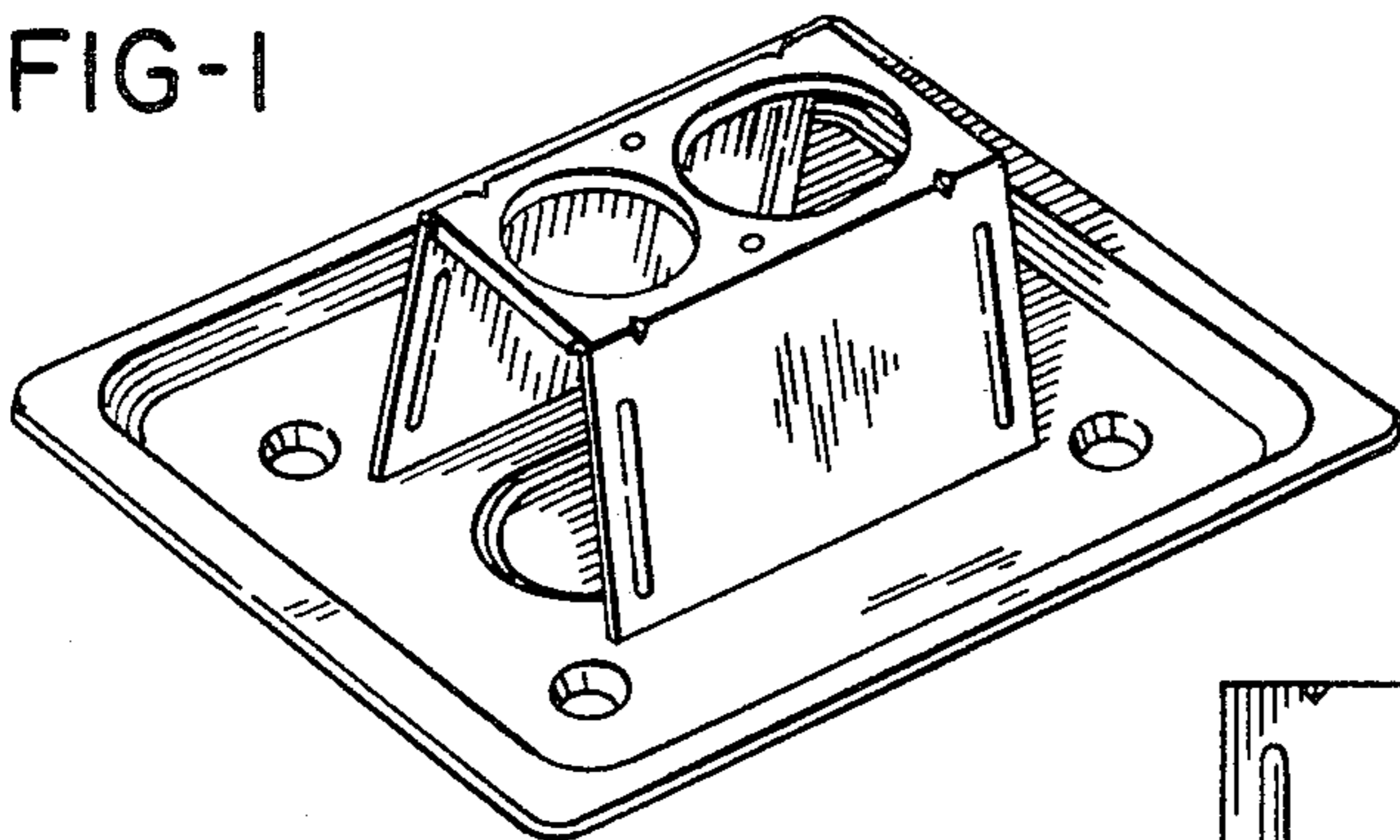


FIG-2

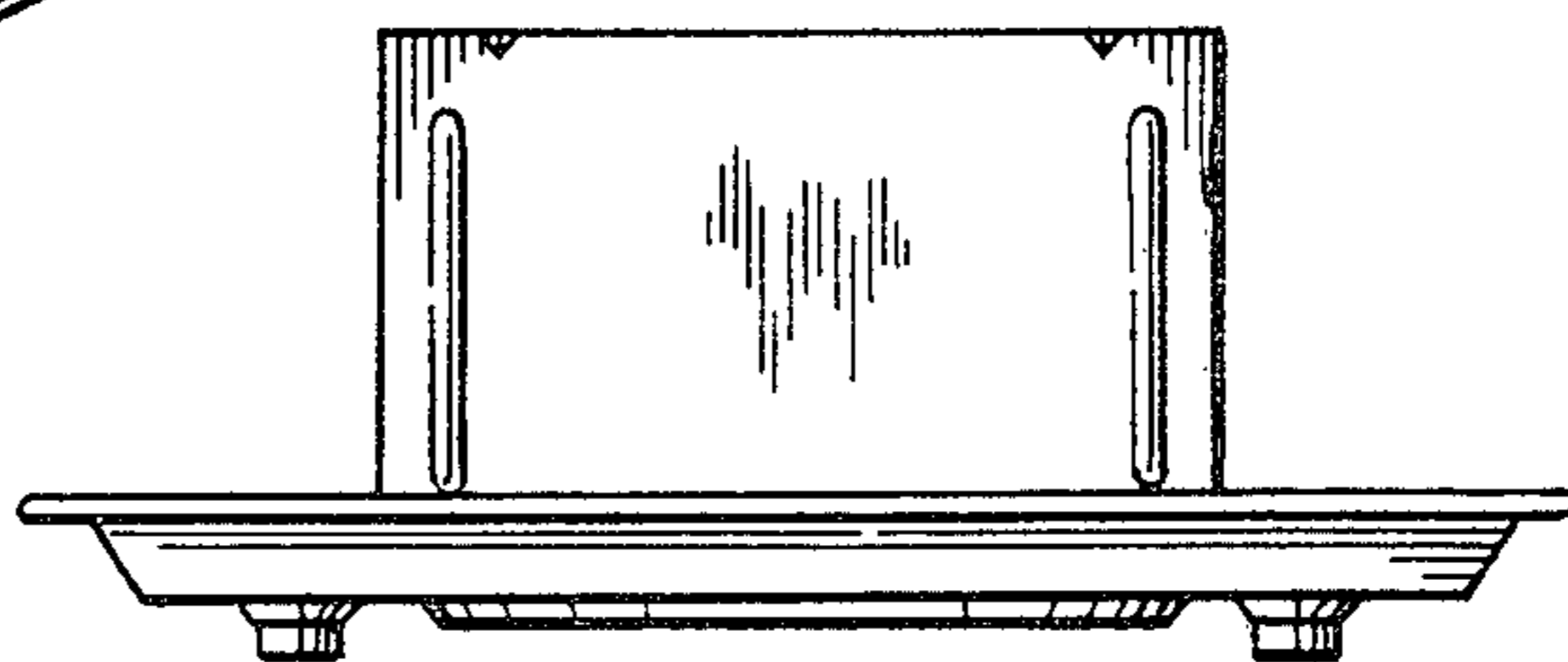


FIG-3




FIG-4

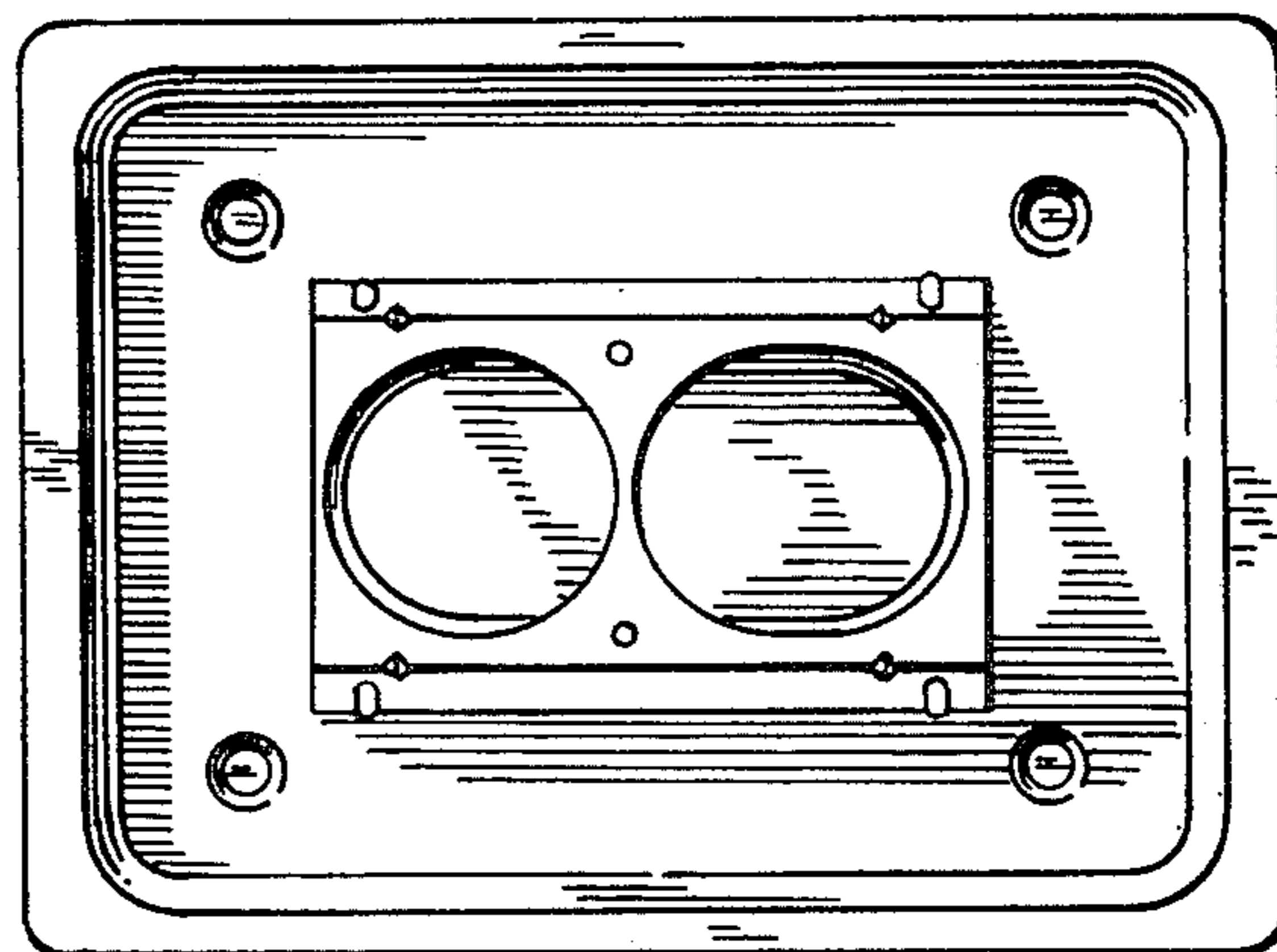


FIG-5

