

- [54] SPOOL AND BOBBIN RACK
- [76] Inventor: Gordon Ristow, 2307 N. Appleton, Appleton, Wis. 54911
- [\*\*] Term: 14 Years
- [21] Appl. No.: 315,500
- [22] Filed: Oct. 27, 1981
- [52] U.S. Cl. D3/25; D6/553
- [58] Field of Search D3/18, 20, 23, 24, 25; D6/114; 211/13; 223/106, 107; 242/130, 3, 139

- [56] **References Cited**
- U.S. PATENT DOCUMENTS**
- D. 148,067 12/1947 Hogan ..... D3/25
- 2,489,988 11/1949 Taylor ..... 242/139
- 3,305,190 2/1967 Gans ..... 242/139

Primary Examiner—Bernard Ansher  
 Assistant Examiner—Carmen H. Vales

Attorney, Agent, or Firm—Andrus, Sceales, Starke & Sawall

[57] **CLAIM**

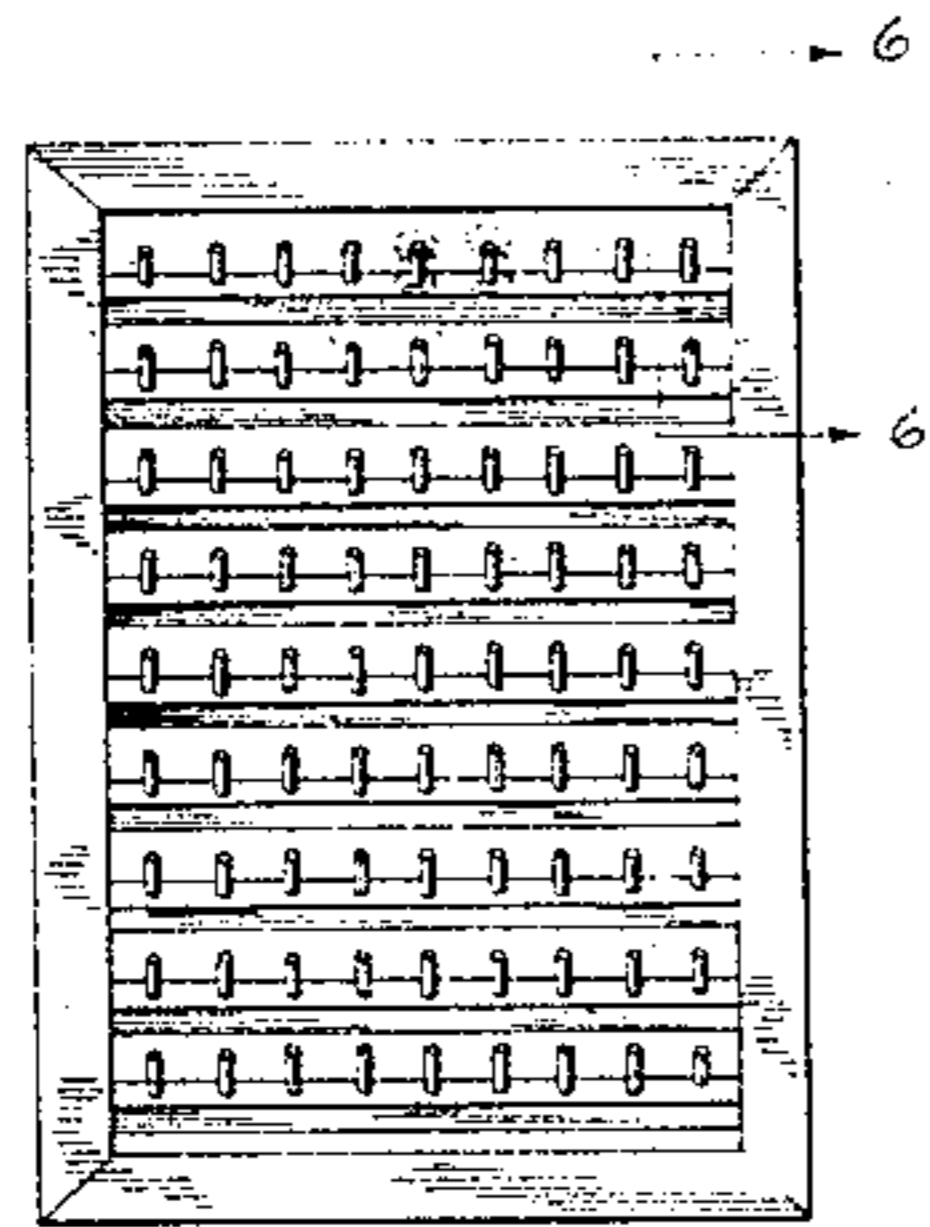
The ornamental design for a spool and bobbin rack, substantially as shown and described.

**DESCRIPTION**

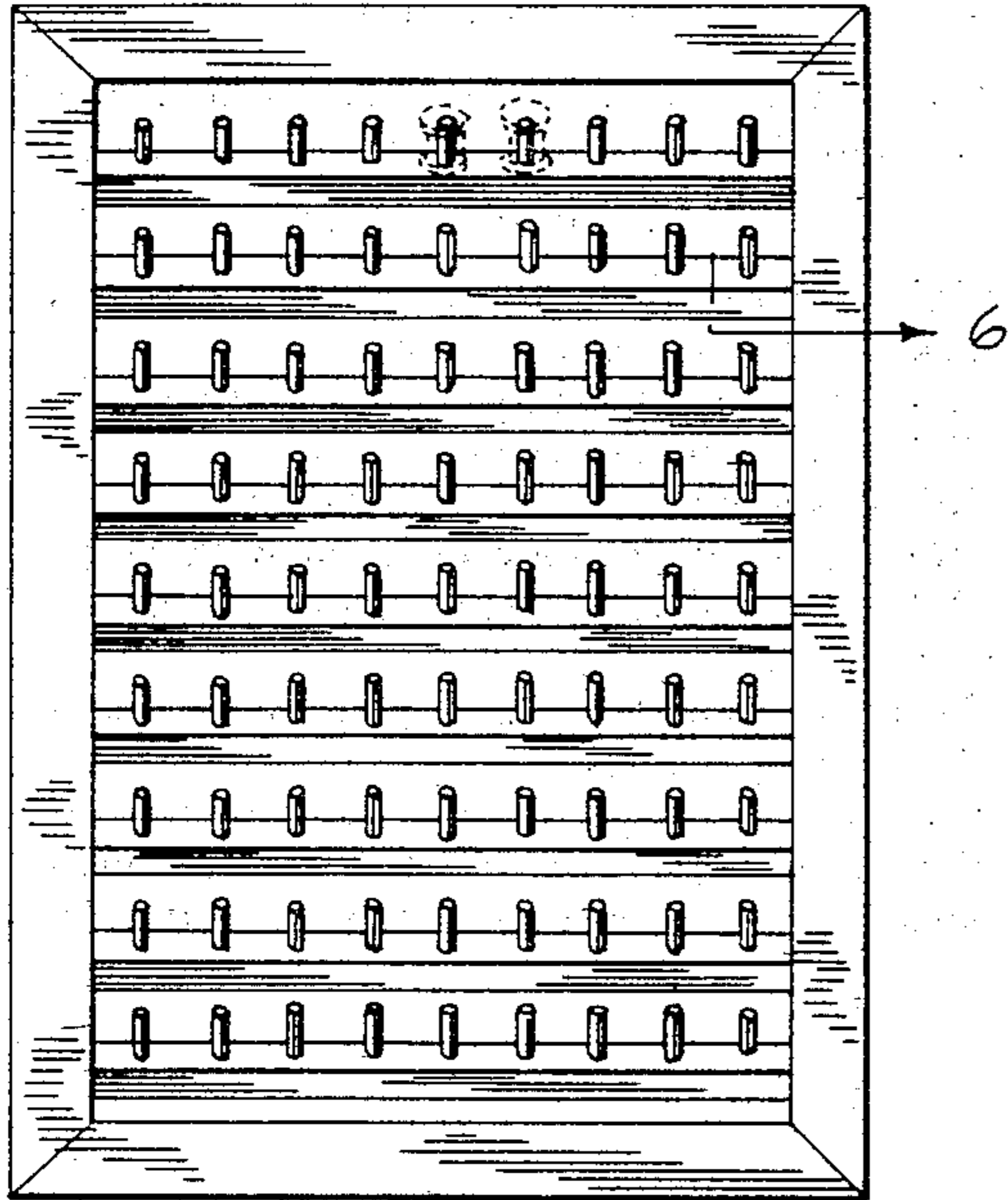
FIG. 1 is a front elevational view of a spool and bobbin rack showing my new design; FIG. 2 is a rear elevational view thereof; FIG. 3 is a top plan view thereof; FIG. 4 is a bottom plan view thereof; FIG. 5 is a left side elevational view thereof; and FIG. 6 is an enlarged fragmentary view taken along line 6—6 of FIG. 1.

The broken line showing of spools in the drawings is for illustrative purposes only.

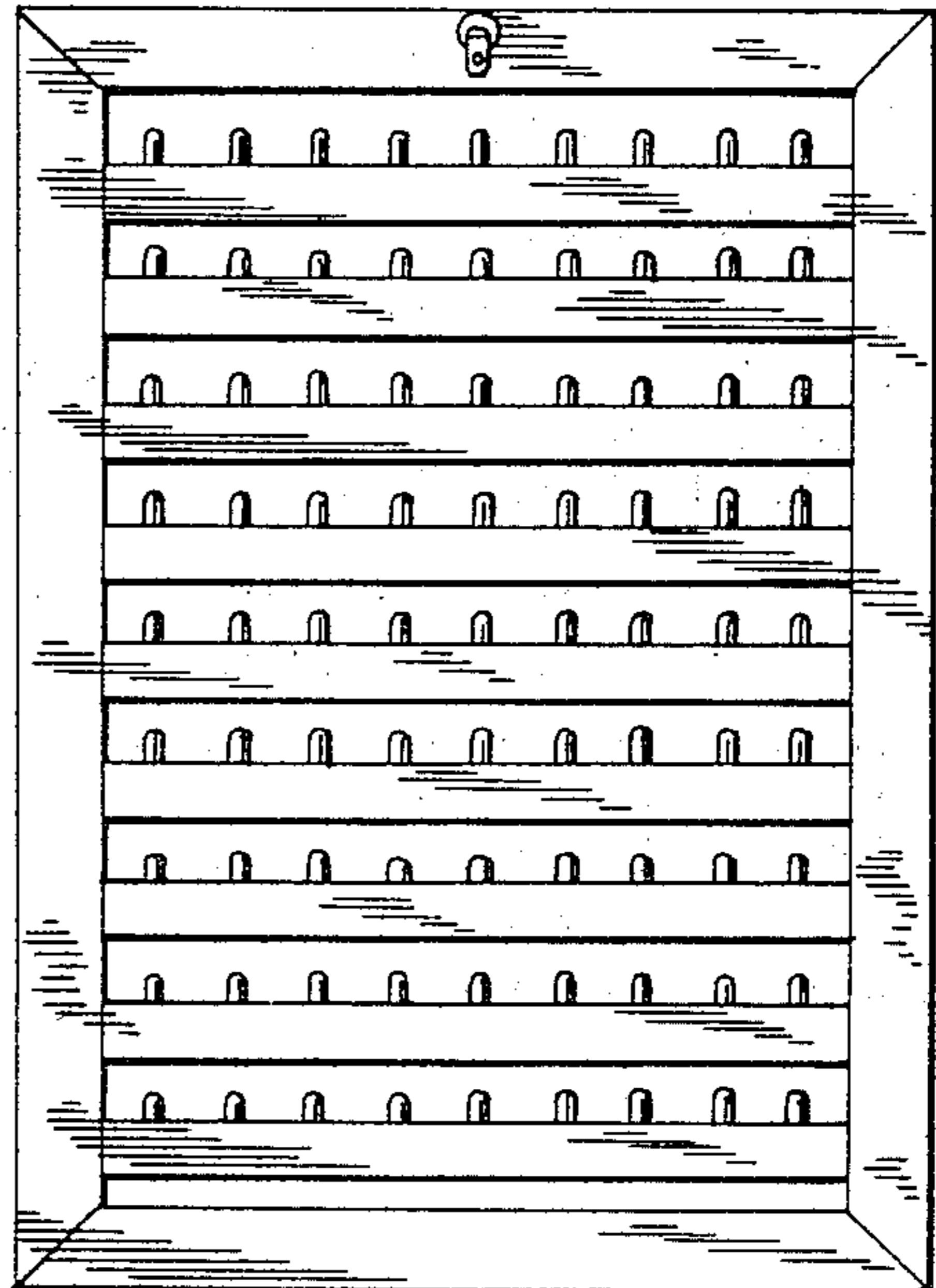
The characteristic feature of my design resides in the plurality of separate triangular shaped bobbin-pin supported cross braces as best shown in FIGS. 1 and 6.



*Fig. 1* → 6



*Fig. 2*



*Fig. 3*



*Fig. 4*



*Fig. 5*



*Fig. 6*

